



US00D368799S

United States Patent [19]

[11] Patent Number: **Des. 368,799**

Lozano

[45] Date of Patent: ****Apr. 16, 1996**

[54] **SHOE UPPER**

5,228,216 7/1993 Sargeant 36/11.5
5,465,506 11/1995 Matis et al. 36/11.5

[75] Inventor: **Sergio G. Lozano**, Beaverton, Oreg.

OTHER PUBLICATIONS

[73] Assignee: **Nike, Inc.**, Beaverton, Oreg.

Nike Fall 1995 Footwear Catalog, pp. 56-57, published Nov. 1994.

[**] Term: **14 Years**

Nike Spring 1996 Footwear Catalog, pp. 82-83, published Jun. 1995.

[21] Appl. No.: **43,085**

Primary Examiner—Doris V. Coles

[22] Filed: **Aug. 25, 1995**

Attorney, Agent, or Firm—Banner & Allegretti, Ltd.

[52] U.S. Cl. **D2/969; D2/916**

[58] Field of Search D2/969, 916; 36/7.8, 36/11.5, 27, 28, 45, 102, 115, 50.1

[57] CLAIM

The ornamental design for a shoe upper, as shown and described.

[56] References Cited

DESCRIPTION

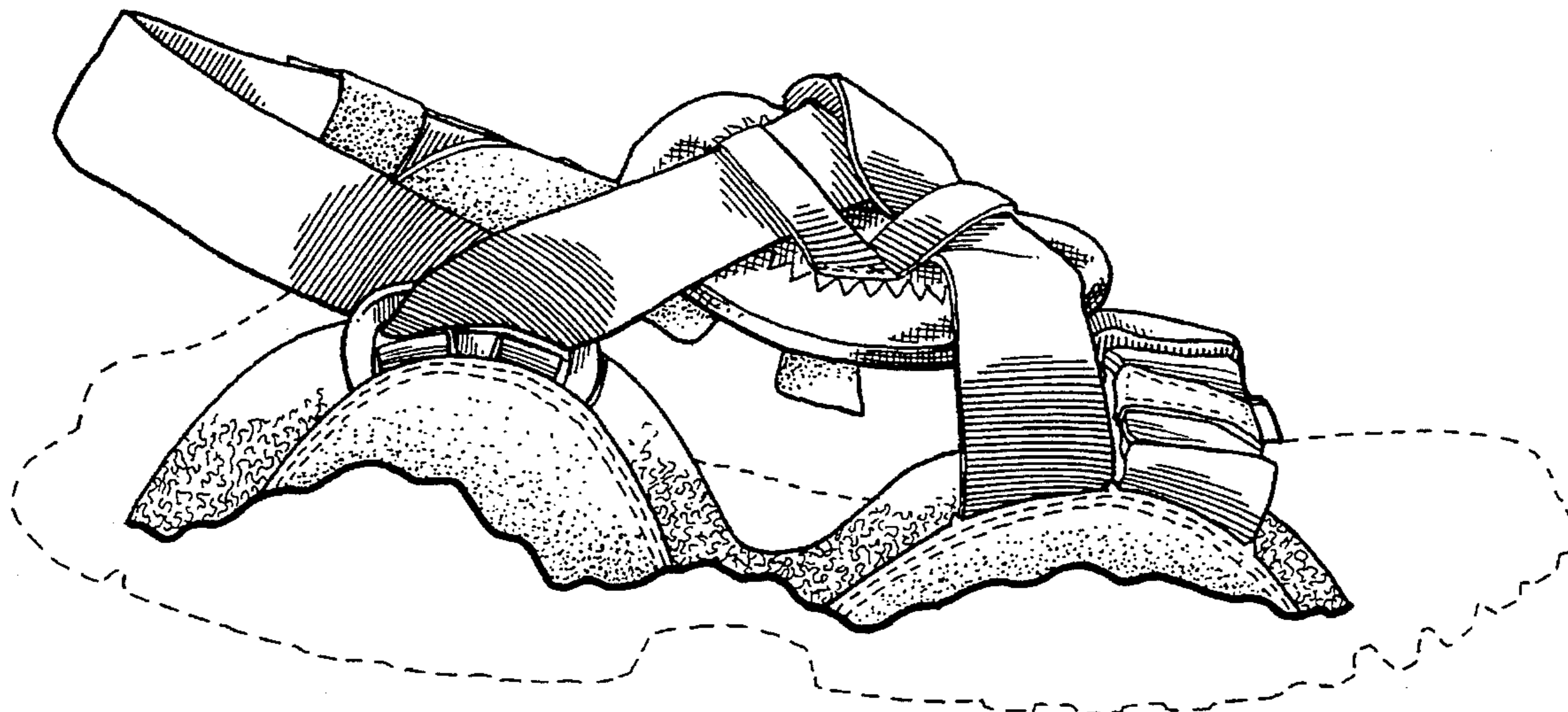
U.S. PATENT DOCUMENTS

D. 296,608	7/1988	Maciel	D2/916
D. 345,245	3/1994	McDonald	D2/969
D. 346,271	4/1994	McDonald	D2/969
D. 348,352	7/1994	Johnson	D2/969
D. 349,601	8/1994	Buck, IV	D2/969
D. 350,021	8/1994	Stein	D2/969
D. 353,038	12/1994	Morris et al.	D2/969
D. 353,483	12/1994	Bailey	D2/969
D. 360,520	7/1995	Bailey	D2/969
D. 360,973	8/1995	Bailey	D2/969
D. 361,653	8/1995	Schenone	D2/969
D. 364,037	11/1995	Lozano	D2/969
2,421,818	6/1947	Tibiletti	36/11.5
3,063,458	11/1962	Scholl .	
4,817,302	4/1989	Saltsman	36/11.5
4,869,000	9/1989	York, Jr.	36/11.5

FIG. 1 is a side elevational view of one side of a shoe upper showing my new design;
FIG. 2 is a side elevational view of the other side of the shoe upper shown in FIG. 1;
FIG. 3 is a front elevational view of the shoe upper shown in FIG. 1;
FIG. 4 is a rear elevational view of the shoe upper shown in FIG. 1; and,
FIG. 5 is a top plan view of the shoe upper shown in FIG. 1.

The broken line showing of a shoe sole is for illustrative purposes and forms no part of the claimed design.

1 Claim, 3 Drawing Sheets



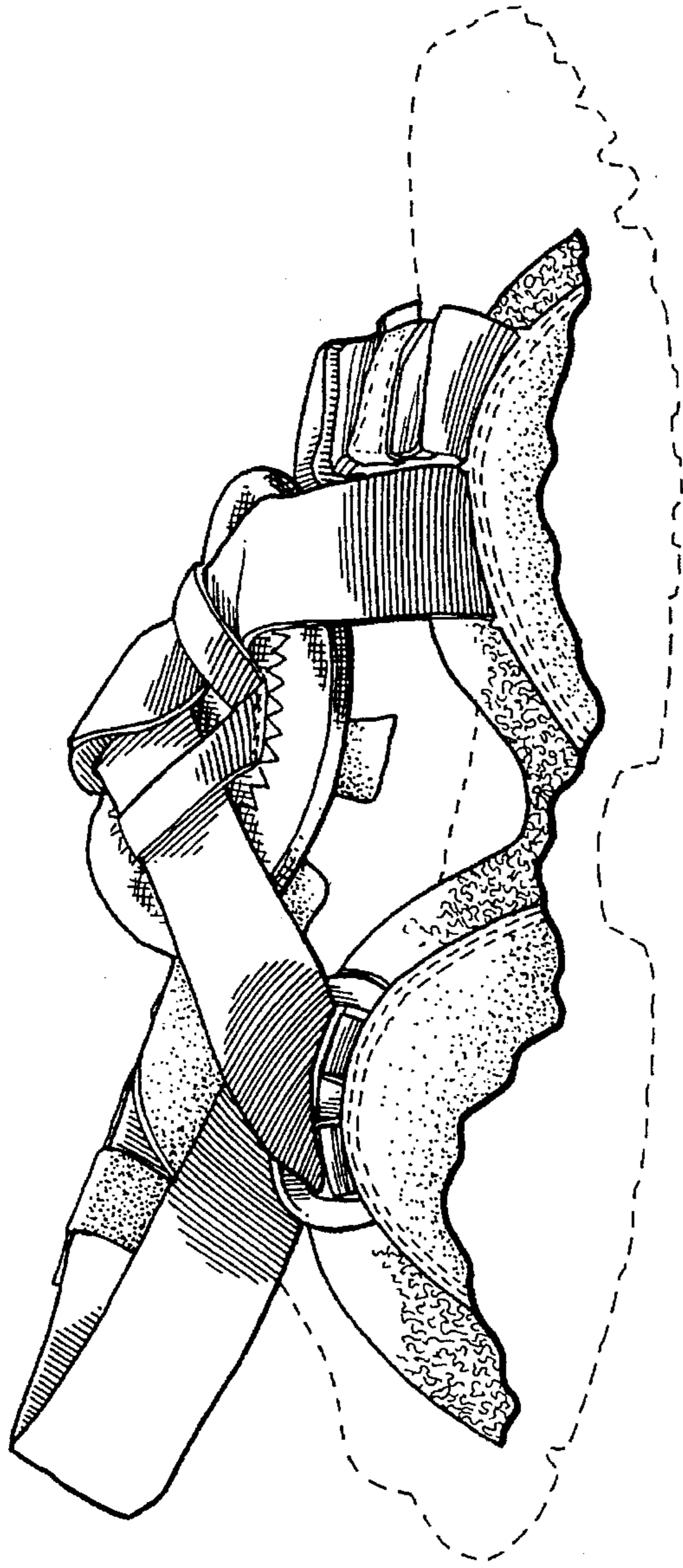


FIG. 1

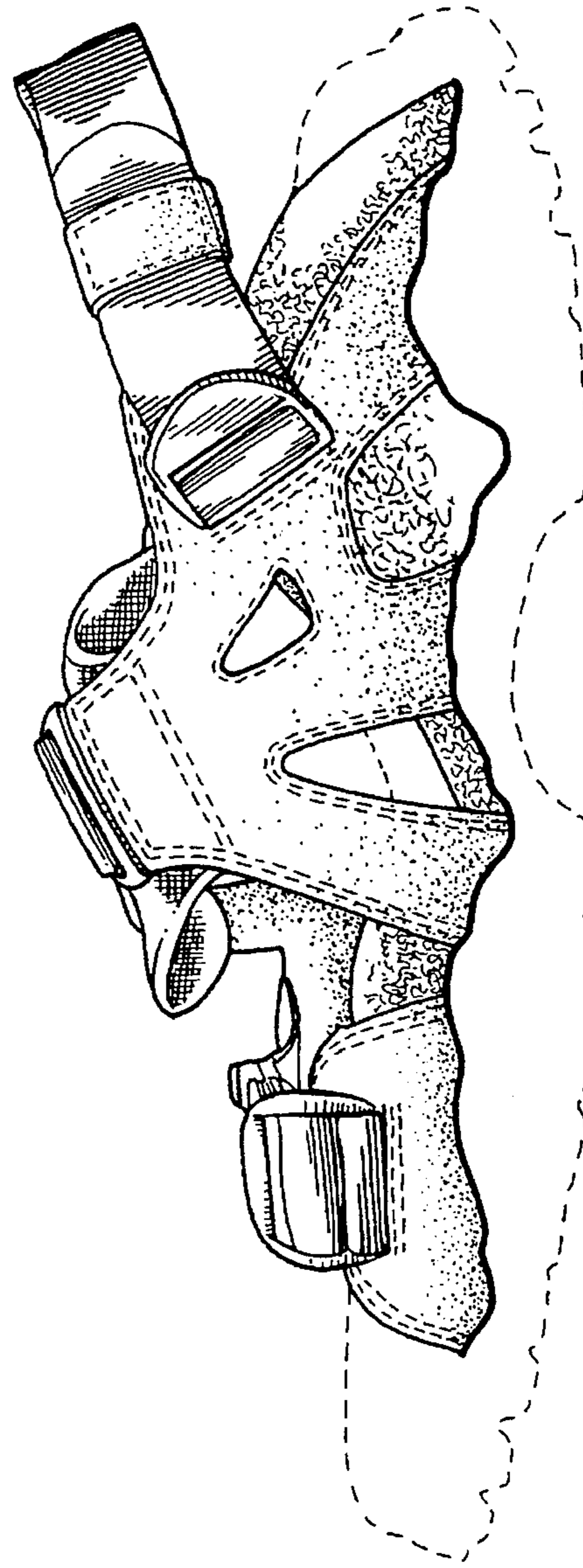


FIG. 2

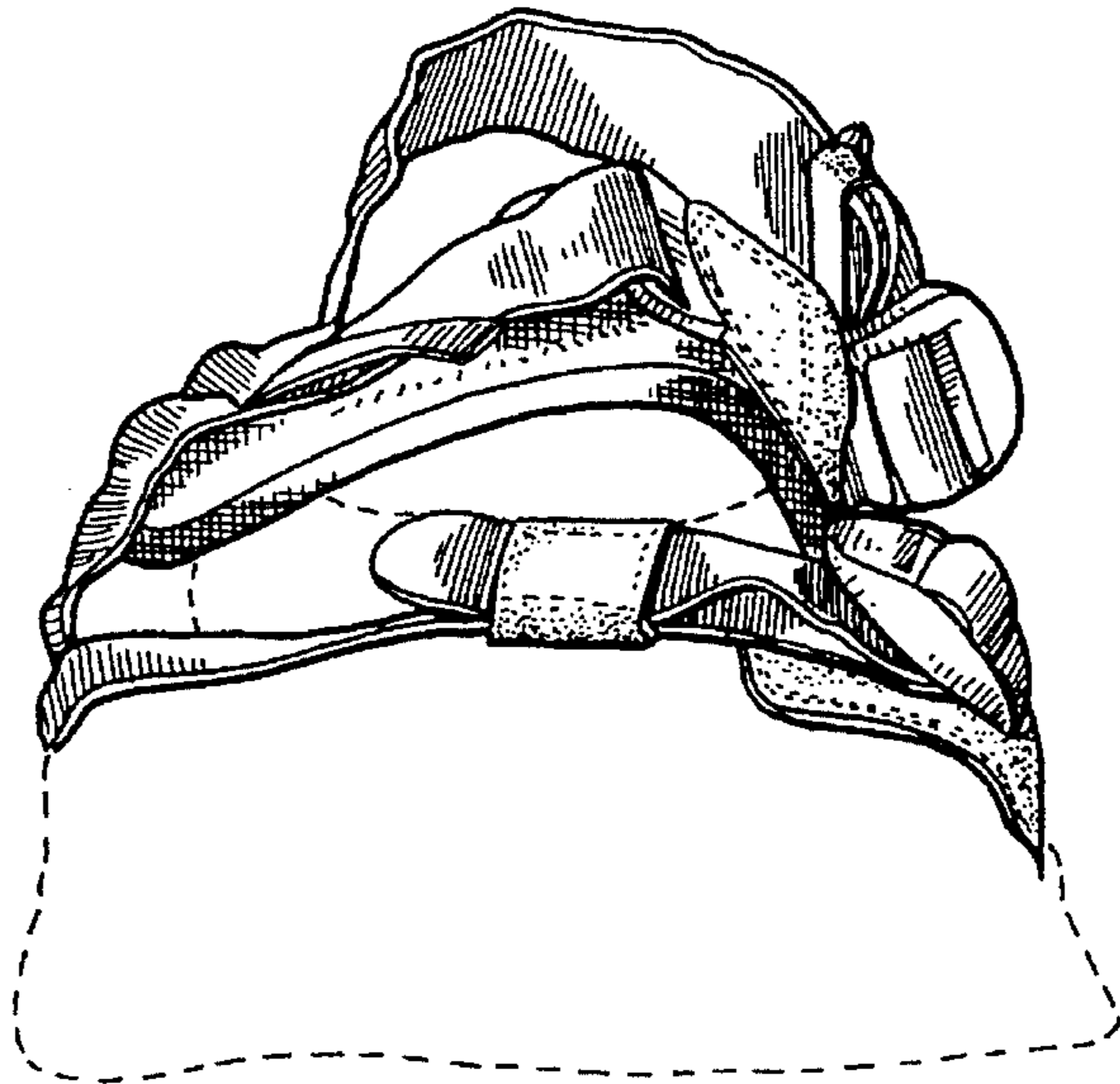


FIG. 3

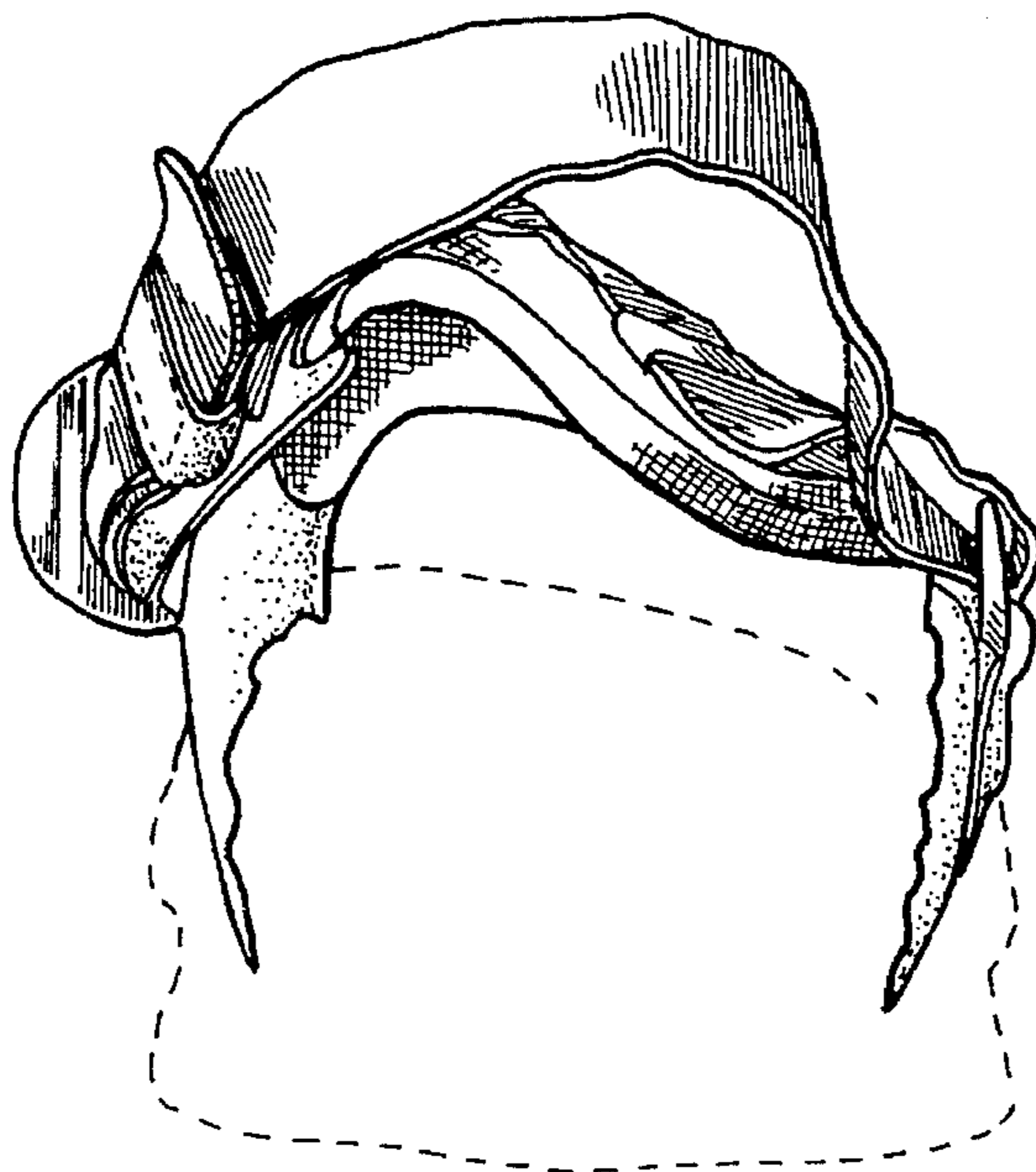


FIG. 4

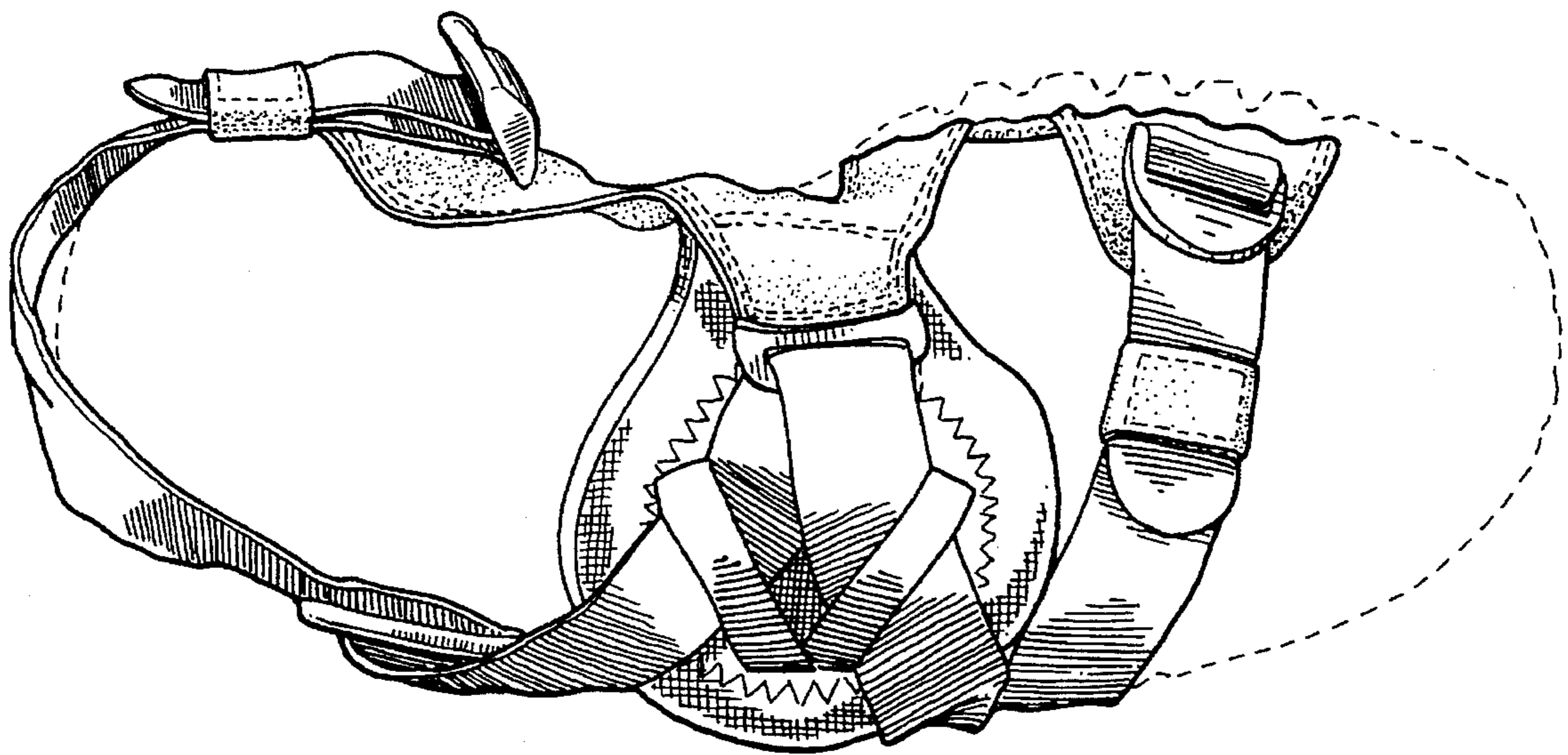


FIG. 5