



US00D368798S

# United States Patent [19] Tong

[11] Patent Number: **Des. 368,798**  
[45] Date of Patent: **\*\*Apr. 16, 1996**

[54] **SHOE UPPER**

[75] Inventor: **James Tong**, Tigard, Oreg.

[73] Assignee: **Nike, Inc.**, Beaverton, Oreg.

[\*\*] Term: **14 Years**

[21] Appl. No.: **43,082**

[22] Filed: **Aug. 25, 1995**

[52] U.S. Cl. .... **D2/969; D2/916**

[58] Field of Search ..... **D2/969, 916; 36/7.8, 36/11.5, 27, 28, 45, 102, 115, 50.1**

[56] **References Cited**

**U.S. PATENT DOCUMENTS**

D. 332,517	1/1993	Middleton	.....	D2/916
D. 332,518	1/1993	Middleton	.....	D2/916
D. 335,209	4/1993	Avar	.....	D2/969
D. 336,770	6/1993	Allen, III et al.	.....	D2/969
D. 341,703	11/1993	Hatfield et al.	.....	D2/973
D. 346,271	4/1994	McDonald	.....	D2/969
D. 347,309	5/1994	McDonald	.....	D2/969
D. 351,713	10/1994	Smotrycz et al.	.....	D2/916
D. 360,520	7/1995	Bailey	.....	D2/969
D. 360,973	8/1995	Bailey	.....	D2/916 X
D. 361,653	8/1995	Schenone	.....	D2/969
D. 362,110	9/1995	Preskar	.....	D2/969
D. 362,745	10/1995	Skrivanek	.....	D2/916
D. 362,746	10/1995	Morris et al.	.....	D2/969
D. 363,158	10/1995	Matis et al.	.....	D2/969
D. 363,159	10/1995	Bishop	.....	D2/969
D. 364,497	11/1995	Schelling	.....	D2/916

4,793,075	12/1988	Thatcher	.....	36/11.5
5,205,054	4/1993	York, Jr.	.....	36/11.5
5,423,134	6/1995	Bagnaia et al.	.....	36/11.5
5,438,767	8/1995	Stein	.....	36/11.5

**OTHER PUBLICATIONS**

Nike Fall 1995 Footwear Catalog, pp. 56-57, published Nov. 1994.

Nike Spring 1996 Footwear Catalog, pp. 82-83 published Jun. 1995.

*Primary Examiner*—Doris V. Coles

*Attorney, Agent, or Firm*—Banner & Allegretti, Ltd.

[57] **CLAIM**

The ornamental design for a shoe upper, as shown and described.

**DESCRIPTION**

FIG. 1 is a side elevational view of one side of a shoe upper showing my new design;

FIG. 2 is a side elevational view of the other side of the shoe upper shown in FIG. 1;

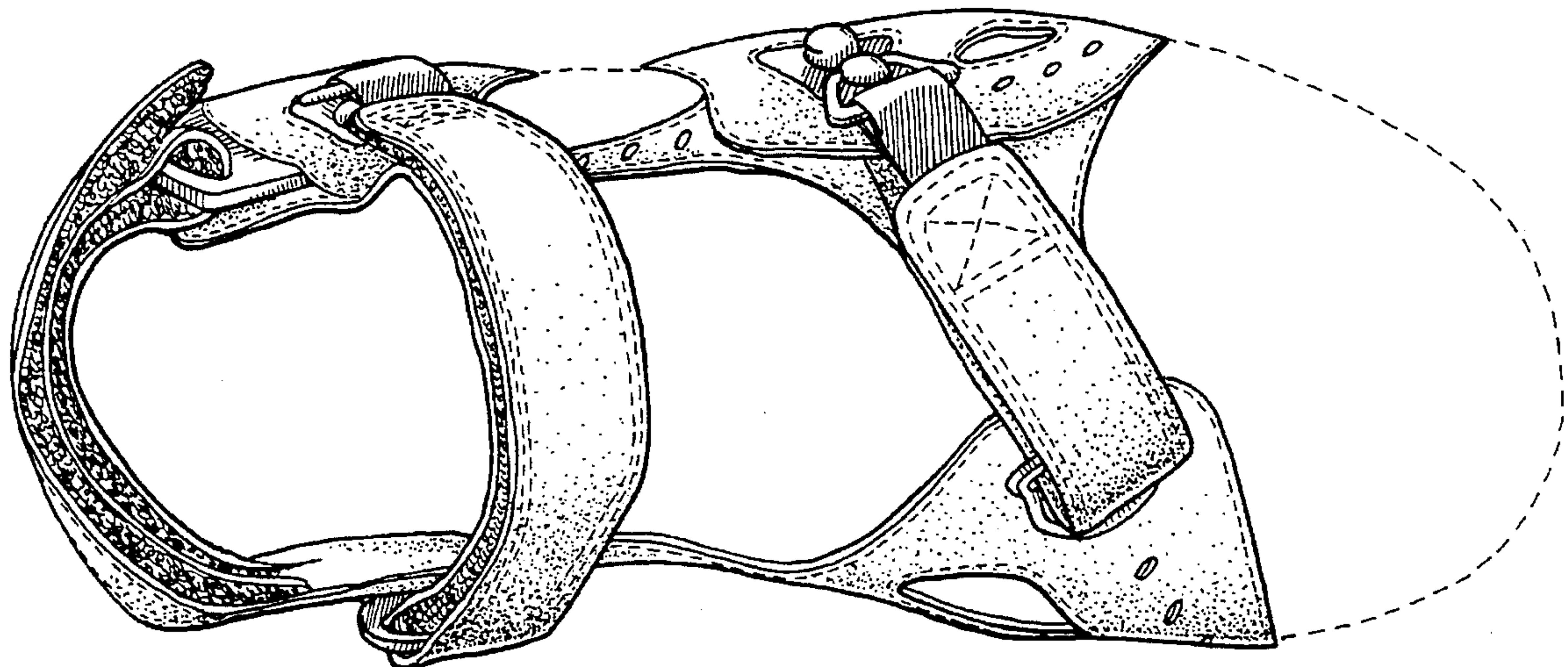
FIG. 3 is a front elevational view of the shoe upper shown in FIG. 1;

FIG. 4 is a rear elevational view of the shoe upper shown in FIG. 1; and,

FIG. 5 is a top plan view of the shoe upper shown in FIG. 1.

The broken line showing of a shoe sole is for illustrative purposes and forms no part of the claimed design.

**1 Claim, 3 Drawing Sheets**



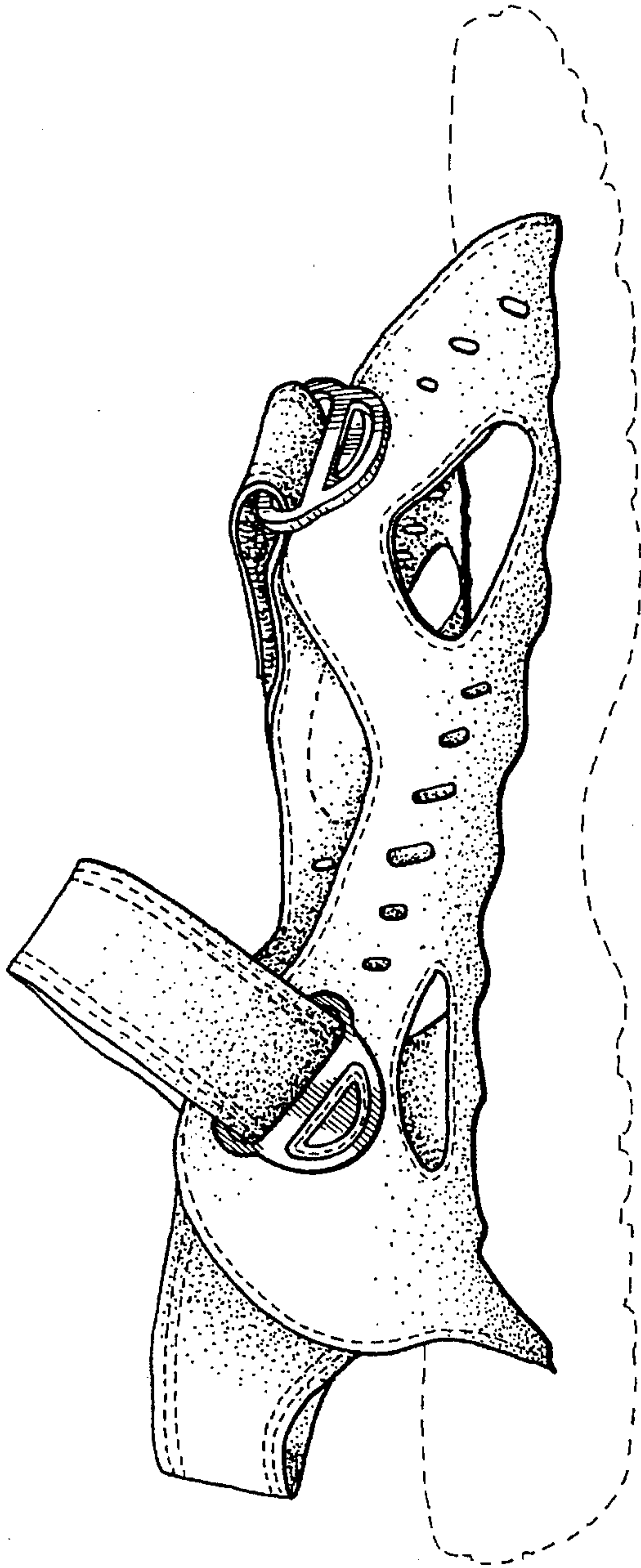


FIG. 1

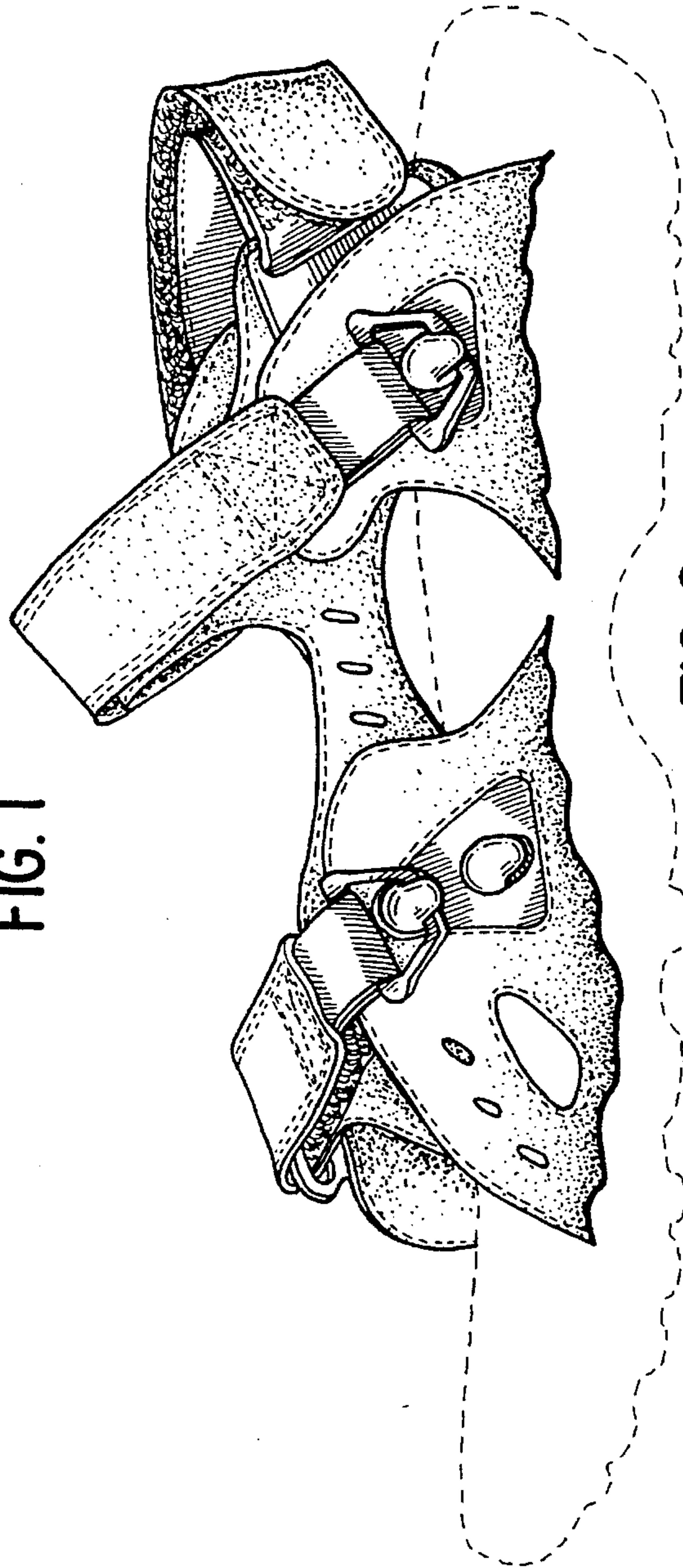


FIG. 2



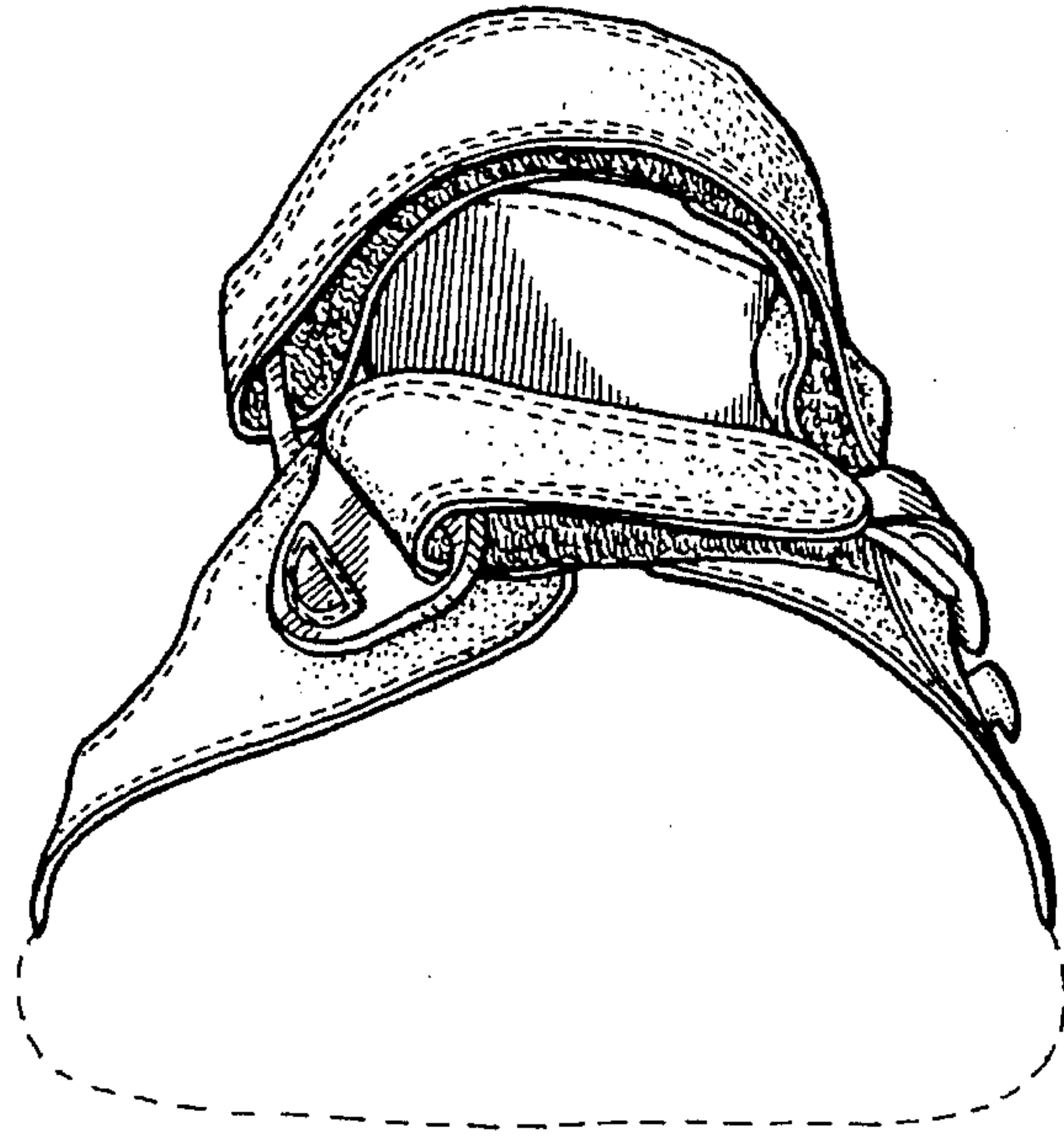


FIG. 3

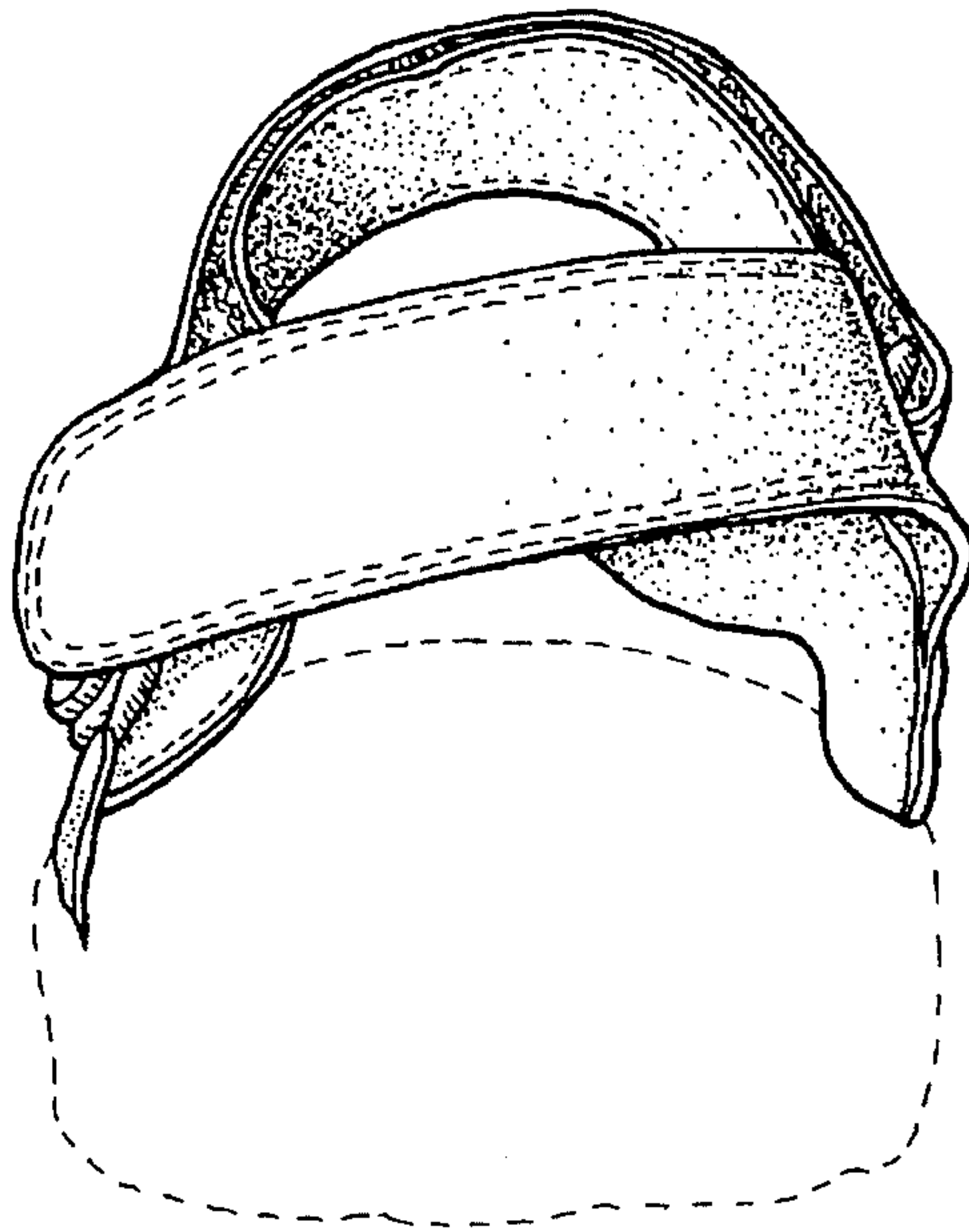


FIG. 4

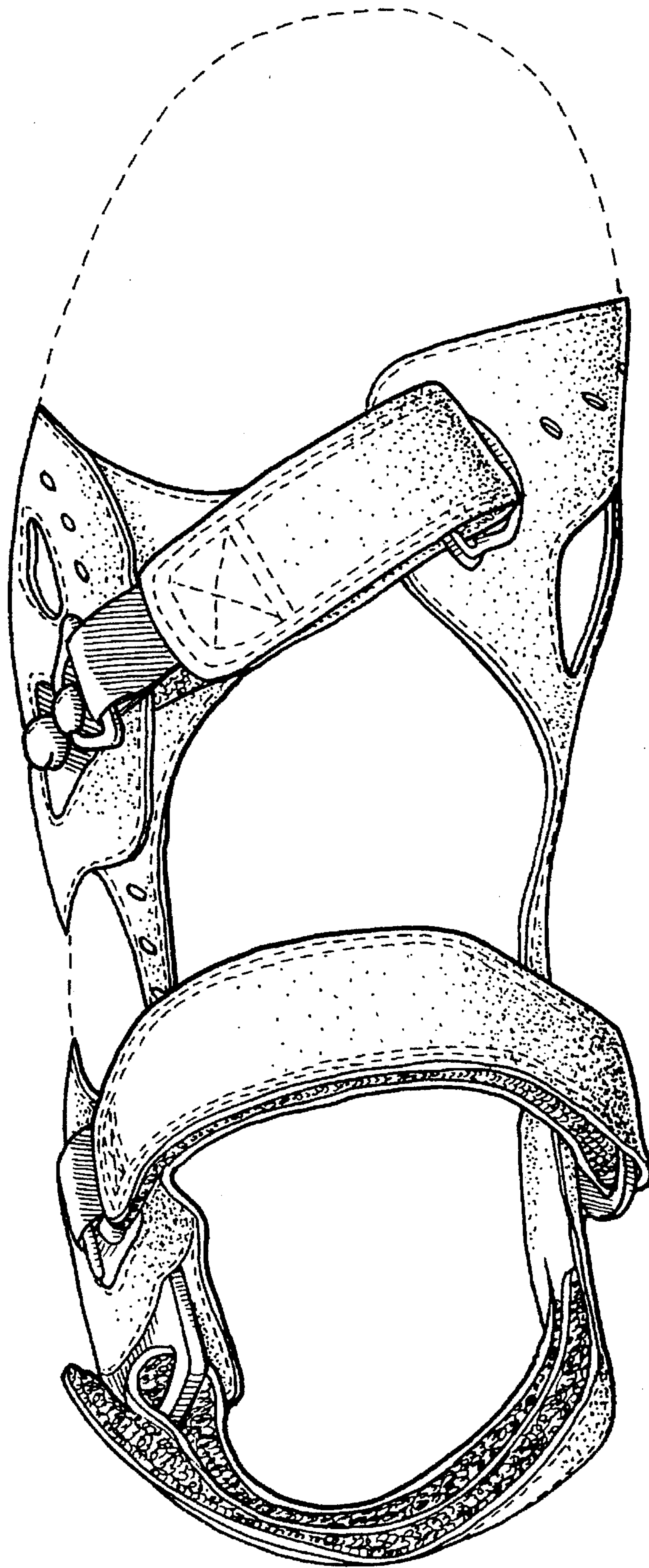


FIG. 5