



US00D368775S

**United States Patent** [19]  
**Gobran**

[11] **Patent Number:** **Des. 368,775**  
[45] **Date of Patent:** **\*\*Apr. 9, 1996**

[54] **DIAPER FASTENING TAB CLOSURE**

[75] Inventor: **Ramsis Gobran**, Roseville, Minn.

[73] Assignee: **Minnesota Mining and Manufacturing Company**, St. Paul, Minn.

[\*\*] Term: **14 Years**

[21] Appl. No.: **19,363**

[22] Filed: **Mar. 2, 1994**

[52] U.S. Cl. .... **D24/126**

[58] **Field of Search** ..... **D24/124, 126, D24/125; 604/393, 394, 396, 358-362, 364-377, 385.1, 385.2, 386-390**

[56] **References Cited**

**U.S. PATENT DOCUMENTS**

3,920,016	11/1975	Mesek et al. ....	604/365	X
3,948,268	4/1976	Karami .....	604/366	X
4,055,182	10/1977	Mack .....	604/365	
4,231,370	11/1980	Mroz et al. ....	604/361	

*Primary Examiner*—Stella Reid  
*Attorney, Agent, or Firm*—Gary L. Griswold; Walter N. Kim; William J. Bond

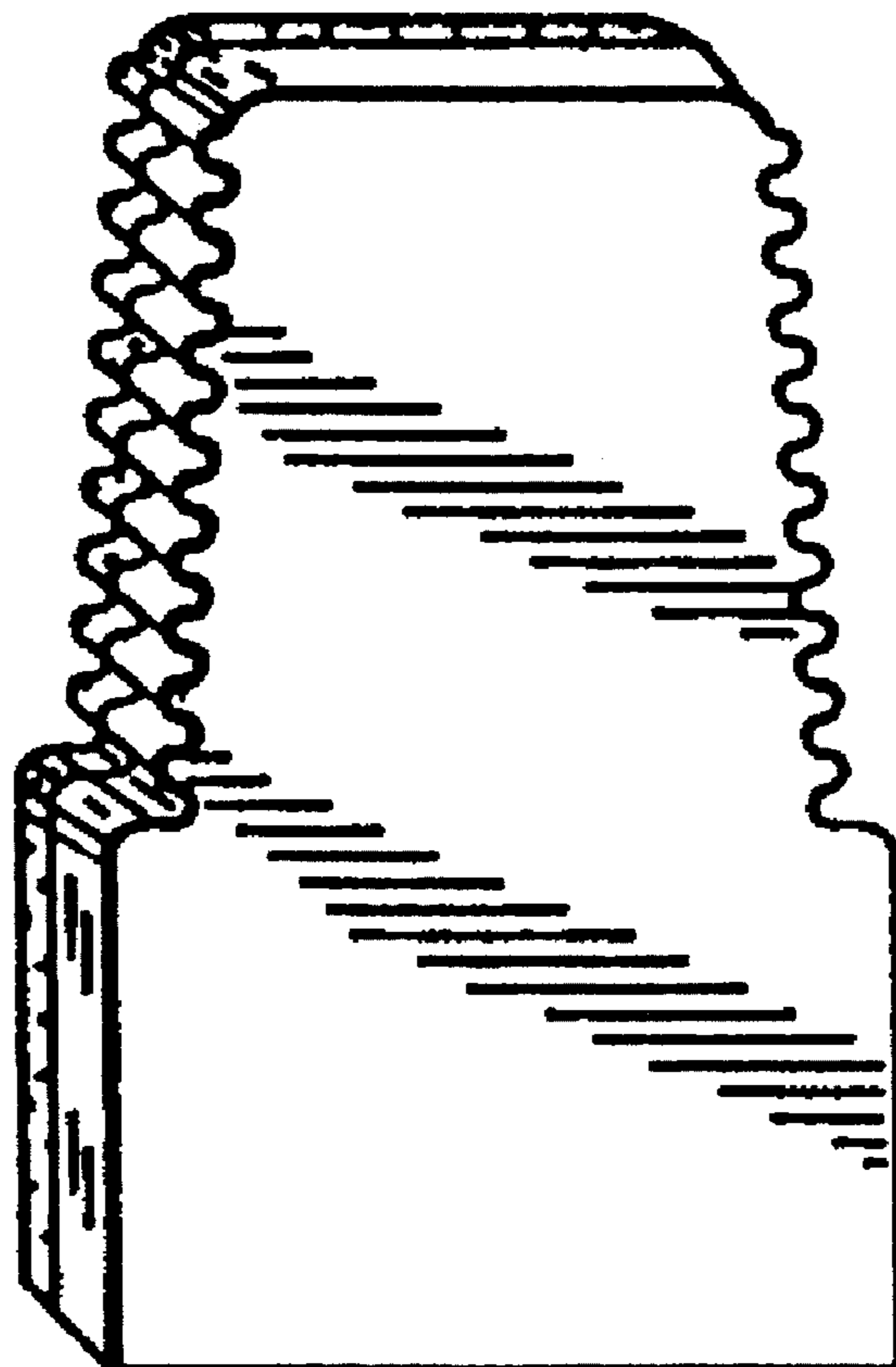
[57] **CLAIM**

The ornamental design for a diaper fastening tab closure, as shown and described.

**DESCRIPTION**

FIG. 1 is a perspective view of a diaper fastening tab closure, showing my new design;  
FIG. 2 is a perspective view of a second embodiment of the diaper fastening tab closure;  
FIG. 3 is a front elevational view of FIG. 1;  
FIG. 4 is a back elevational view of FIG. 1;  
FIG. 5 is a front elevational view of FIG. 2;  
FIG. 6 is a back elevational view of FIG. 2;  
FIG. 7 is a side elevational view of FIGS. 1-6, the opposite side elevational view being identical thereto;  
FIG. 8 is a bottom plan view of FIGS. 1-6, the top plan view being identical thereto;  
FIG. 9 is a side elevational view of the diaper fastening tab closure of FIG. 1, the broken line showing of the diaper is for illustrative purposes only and forms no part of the claimed design; and,  
FIG. 10 is a side elevational view of the diaper fastening tab closure of FIG. 2, the broken line showing of the diaper is for illustrative purposes only and forms no part of the claimed design.

**1 Claim, 2 Drawing Sheets**



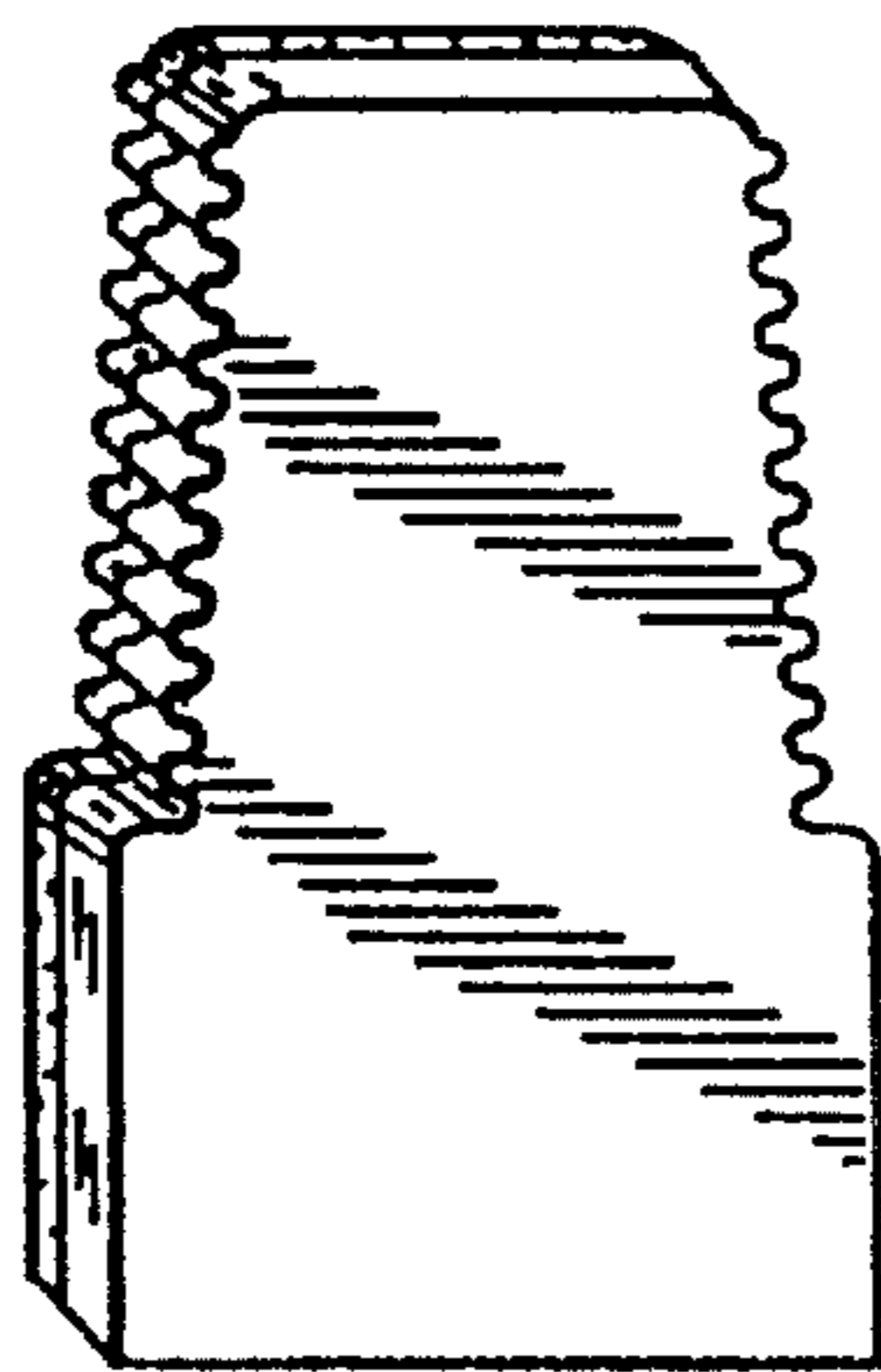


FIG. 1

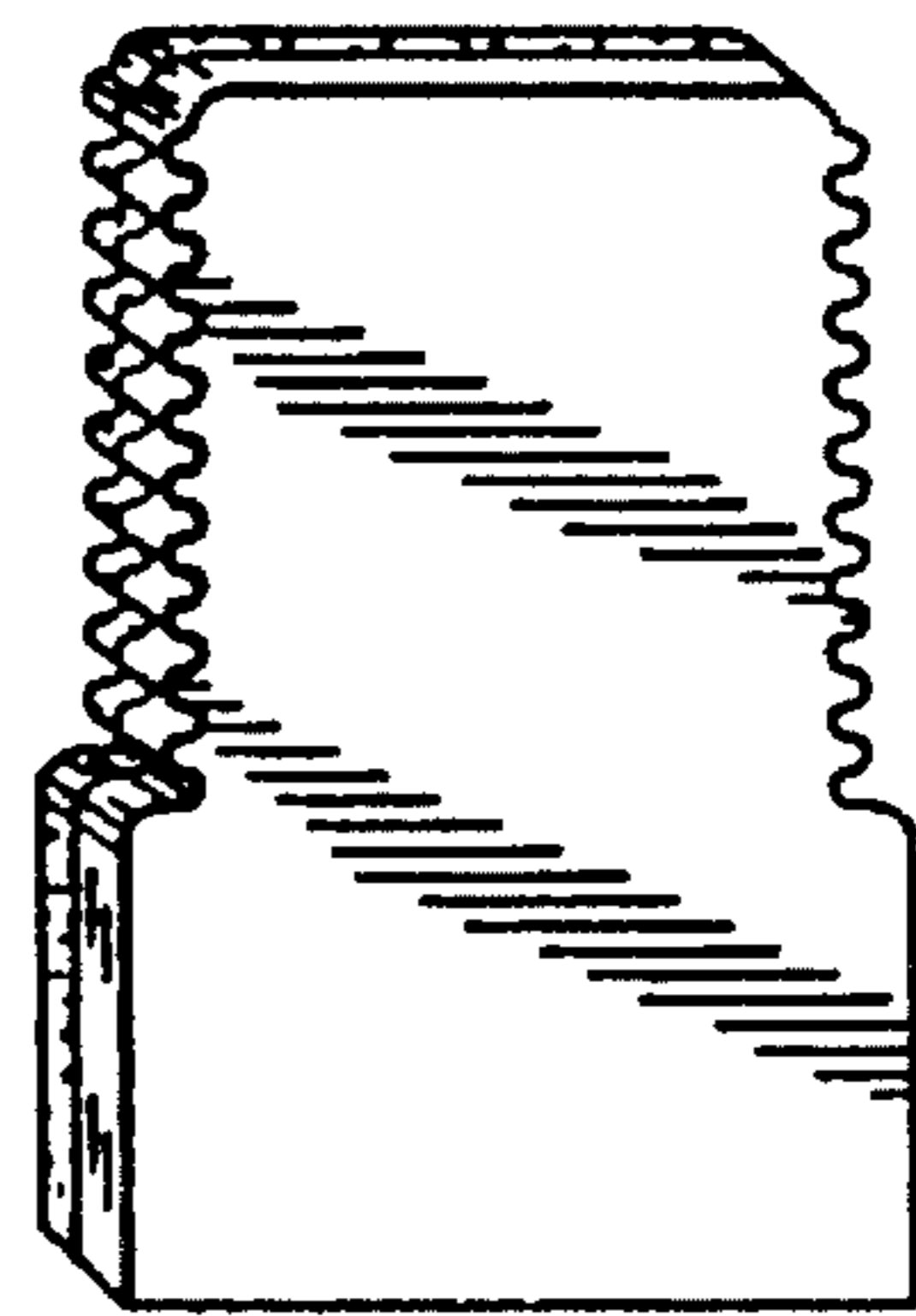


FIG. 2



FIG. 7




FIG. 3




FIG. 4




FIG. 5


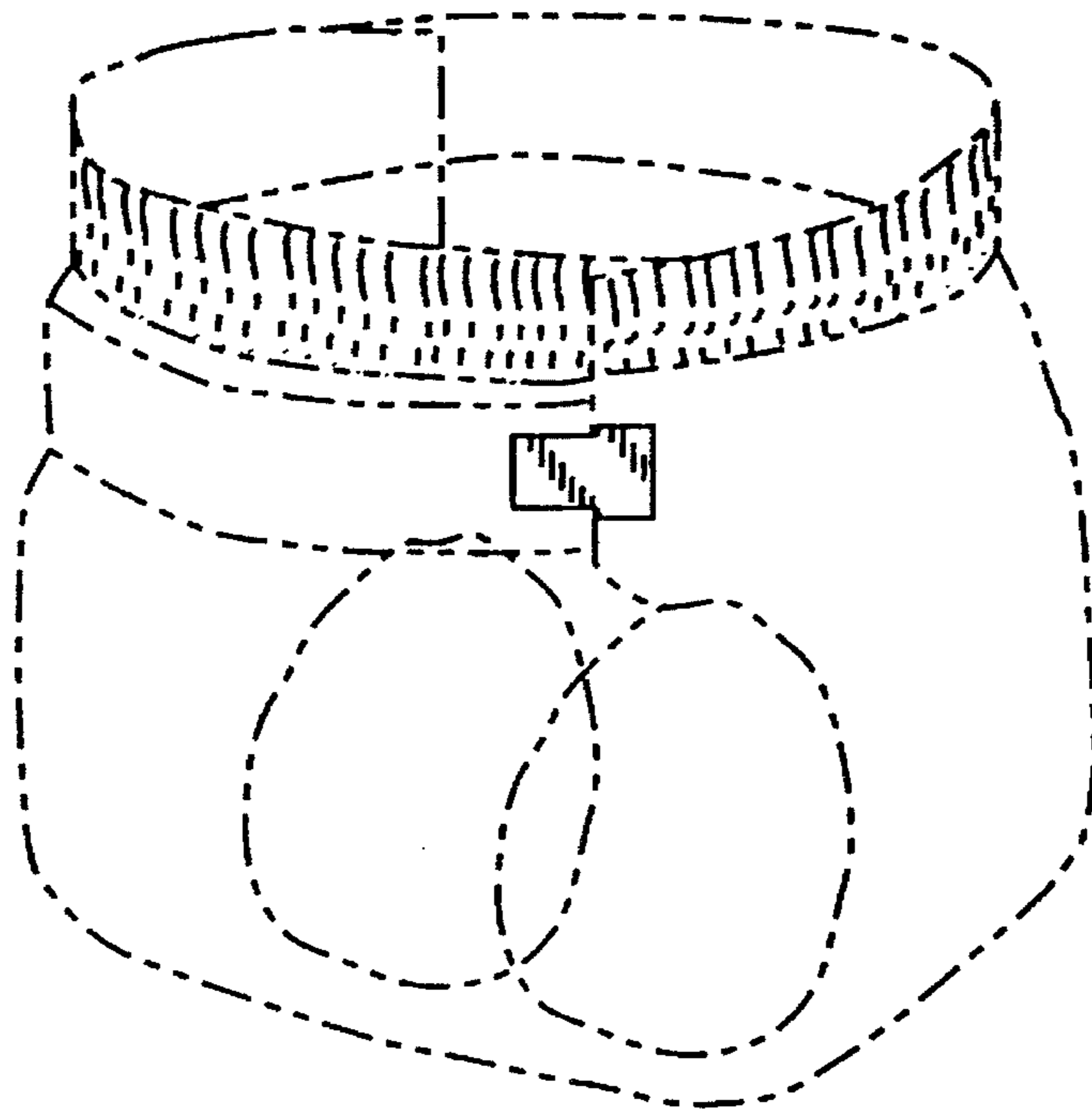


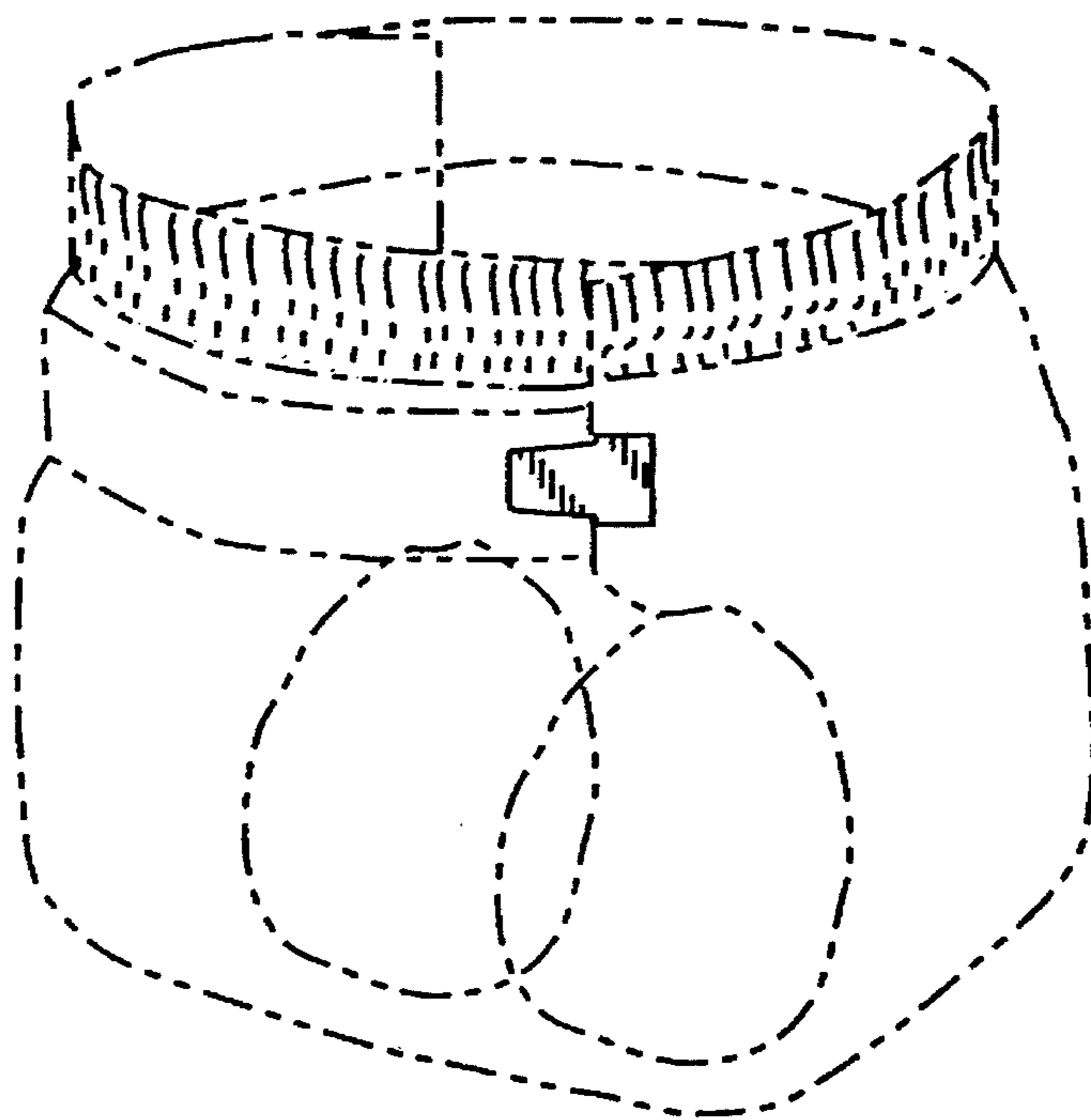
FIG. 6



FIG. 8



*FIG. 9*



*FIG. 10*