



US00D368738S

United States Patent [19]

Osada et al.

[11] Patent Number: **Des. 368,738**

[45] Date of Patent: ****Apr. 9, 1996**

[54] PENCIL

[75] Inventors: **Minoru Osada; Nobuyuki Iwamoto,**
both of Torrance, Calif.

[73] Assignee: **Pentel of America, Ltd.,** Torrance,
Calif.

[**] Term: **14 Years**

[21] Appl. No.: **37,766**

[22] Filed: **Apr. 20, 1995**

[52] U.S. Cl. **D19/51; D19/48; D19/49;**
D19/56; D19/55

[58] Field of Search D19/35, 36, 41-51,
D19/53-58, 81-85; 401/6, 7, 88, 192

[56] **References Cited**

U.S. PATENT DOCUMENTS

D. 269,189	5/1983	Sakaoka	D19/48
D. 324,070	2/1992	Suzuki	D19/51
D. 332,963	2/1993	Anavil et al.	D19/49
D. 350,771	9/1994	Kettmeir	D19/43 X

D. 353,397	12/1994	Banik	D19/55 X
D. 355,673	2/1995	Takahashi	D19/48
D. 356,598	3/1995	Thompson et al.	D19/49
D. 359,757	6/1995	Inami et al.	D19/51
D. 359,758	6/1995	Inami	D19/55
D. 360,432	7/1995	Arsenault	D19/42
360,902	4/1887	Palmer	401/195
2,569,286	9/1951	Bunker	401/88

Primary Examiner—Martie Thompson
Attorney, Agent, or Firm—Adams & Wilks

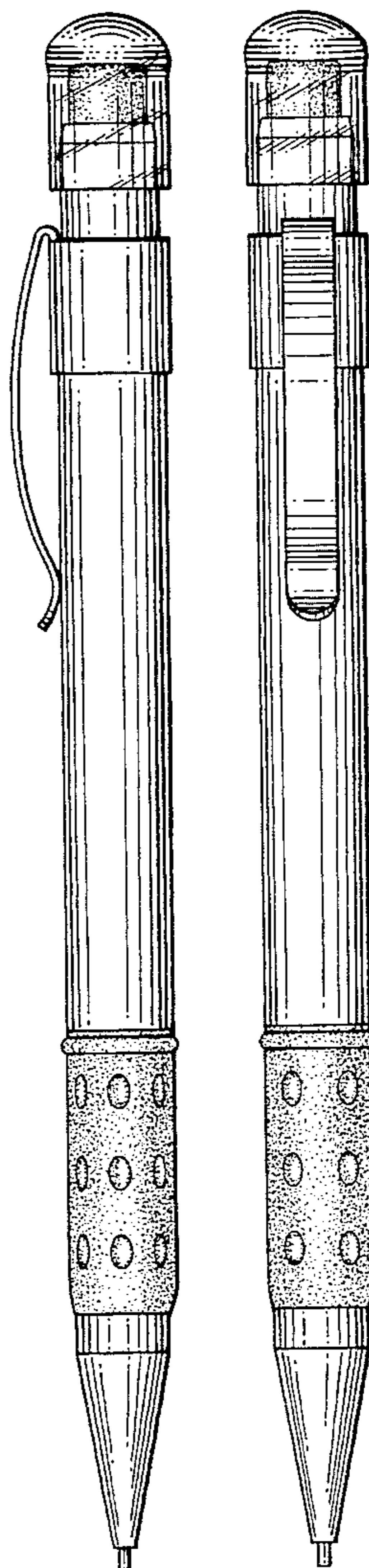
[57] **CLAIM**

The ornamental design for a pencil, as shown and described.

DESCRIPTION

FIG. 1 is a right side elevational view of a pencil showing our new design, the left side being a mirror image thereof; FIG. 2 is a front elevational view; FIG. 3 is a rear elevational view; FIG. 4 is a bottom plan view; and, FIG. 5 is a top plan view thereof.

1 Claim, 1 Drawing Sheet



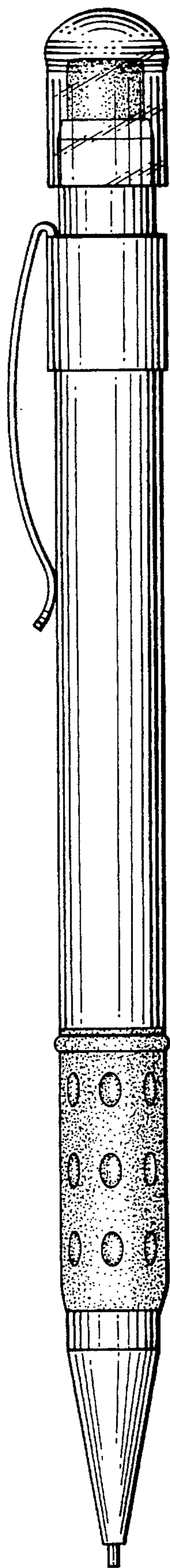


FIG. 1

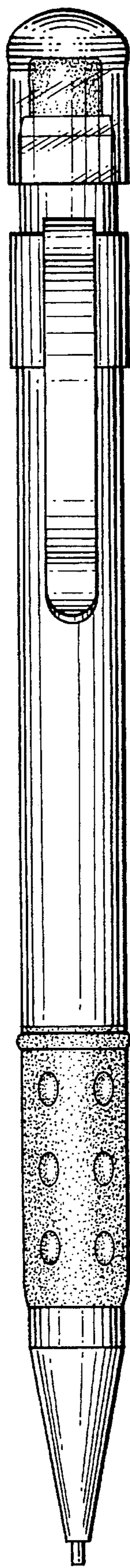


FIG. 2




FIG. 3

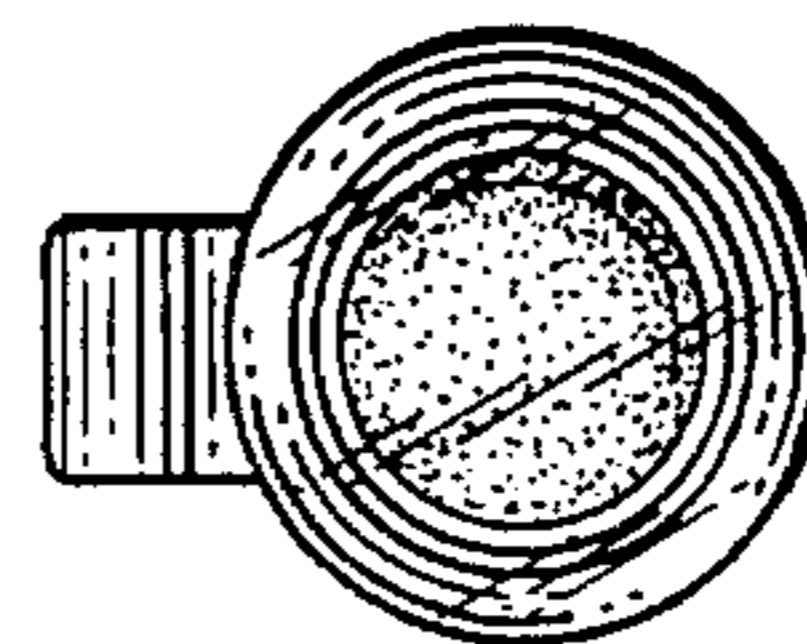


FIG. 4

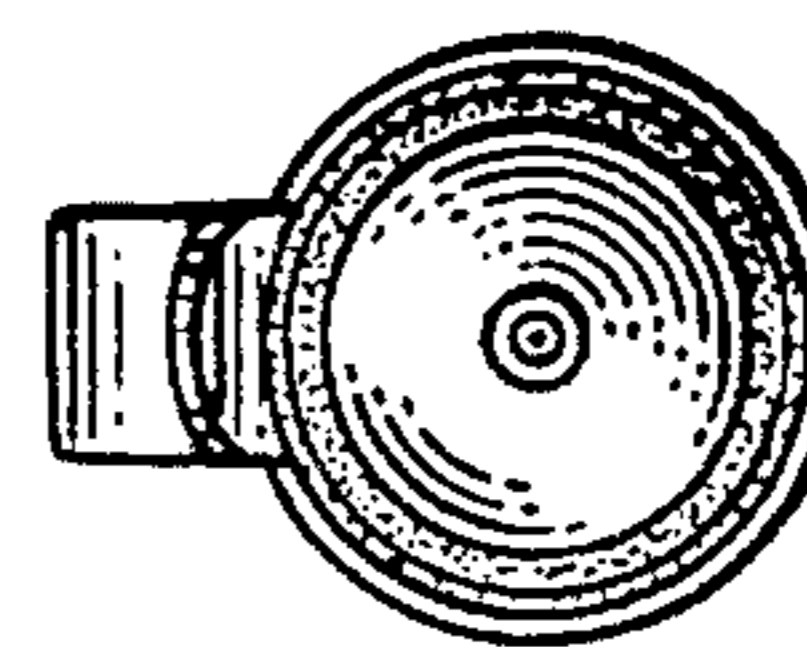


FIG. 5