



US00D368716S

# United States Patent [19] Shudo

[11] **Patent Number:** **Des. 368,716**  
[45] **Date of Patent:** **\*\*Apr. 9, 1996**

[54] **HEADPHONE**

[75] Inventor: **Tomoyuki Shudo**, Tokyo, Japan

[73] Assignee: **Sony Corporation**, Tokyo, Japan

[\*\*] Term: **14 Years**

[21] Appl. No.: **35,028**

[22] Filed: **Feb. 17, 1995**

[52] **U.S. Cl.** ..... **D14/205**

[58] **Field of Search** ..... D14/205, 206,  
D14/223; 181/129, 130; 379/430, 431,  
444; 381/25, 69, 151, 183, 187

[56] **References Cited**

**U.S. PATENT DOCUMENTS**

D. 337,587	7/1993	Nakayama	.....	D14/205
D. 350,354	9/1994	Nakamura	.....	D14/205
D. 351,597	10/1994	Nakamura	.....	D14/205
D. 351,598	10/1994	Nakamura	.....	D14/205

**OTHER PUBLICATIONS**

Sony Style catalog, Spring/Summer 1993, p. 283,  
MDR-W212L Vertical in-the-ear Headphones.

*Primary Examiner*—Ted Shooman

*Assistant Examiner*—Nanda Bondade

*Attorney, Agent, or Firm*—Beveridge, DeGrandi, Weilacher  
& Young

[57] **CLAIM**

The ornamental design for a headphone, as shown and described.

**DESCRIPTION**

FIG. 1 is a perspective view of a headphone showing my new design;

FIG. 2 is a front elevational view thereof;

FIG. 3 is a right side elevational view thereof, the left view being a mirror image;

FIG. 4 is a top plan view thereof;

FIG. 5 is a bottom plan view thereof;

FIG. 6 is a rear elevational view thereof; and,

FIG. 7 is a perspective view thereof, the person and cord portions are shown in broken lines for illustrative purposes only and forms no part of the claimed design.

**1 Claim, 5 Drawing Sheets**

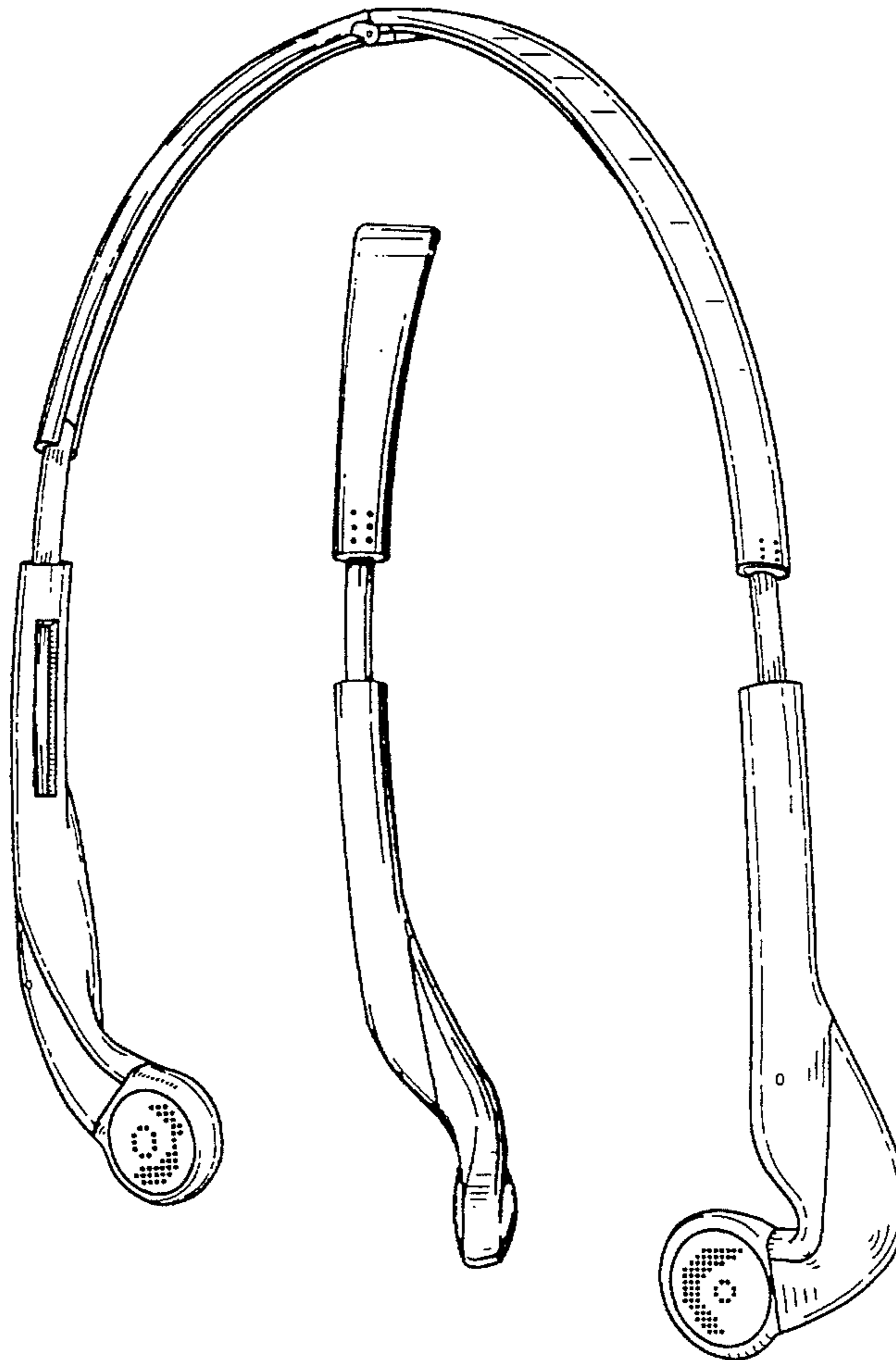


FIG.1

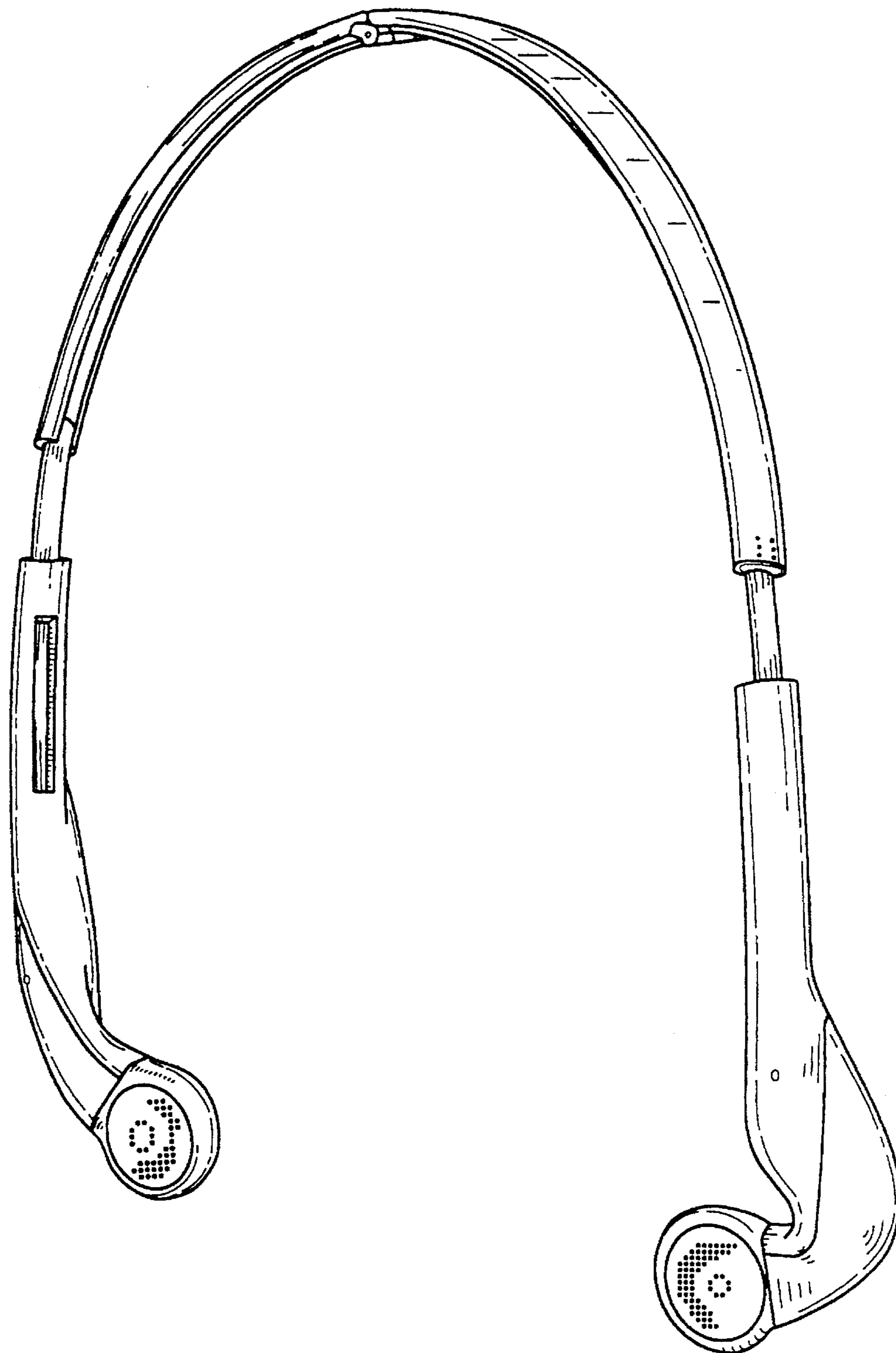


FIG. 3

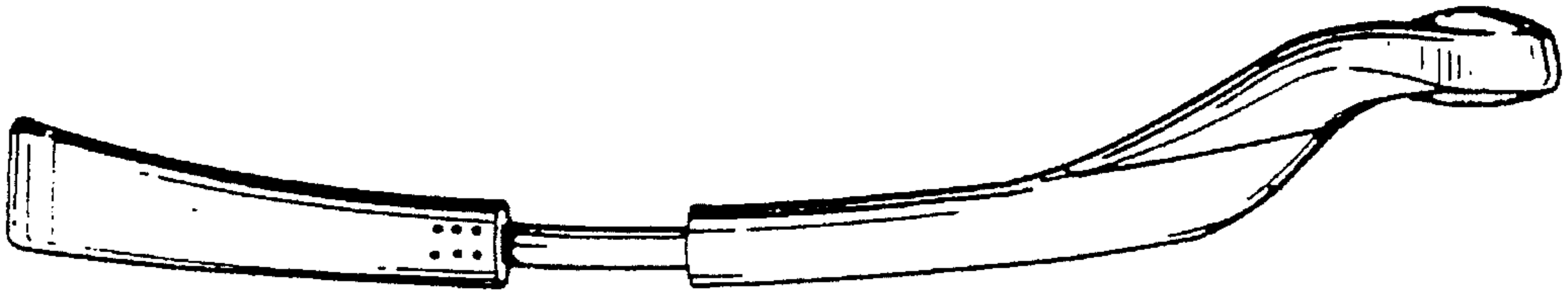

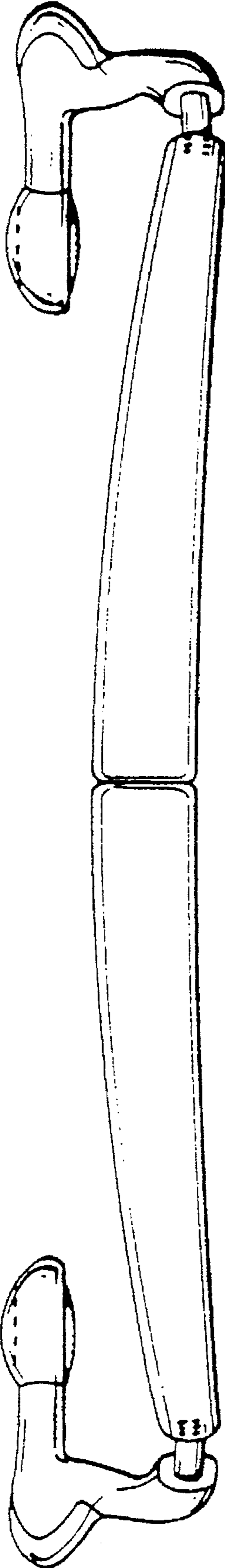


FIG. 2



**FIG. 4**



**FIG. 5**

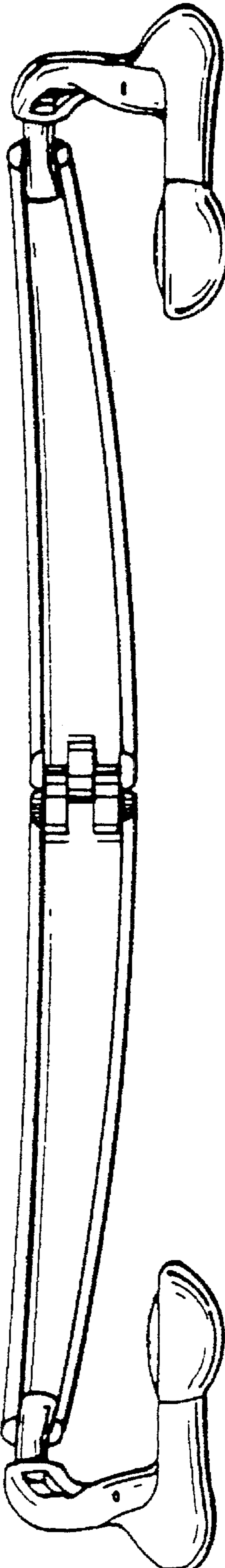


FIG. 6

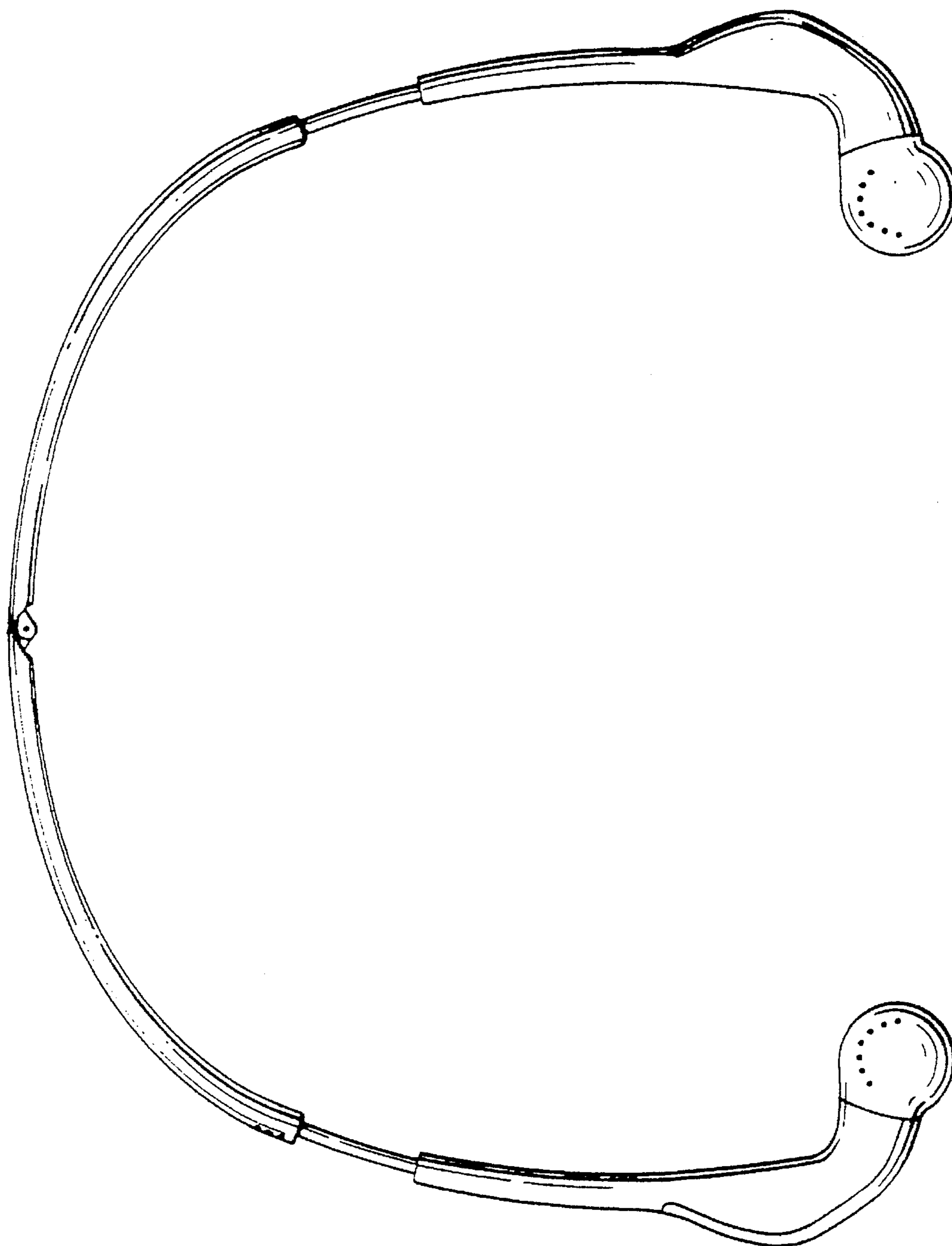




FIG.7