



US00D368711S

# United States Patent [19]

[11] Patent Number: **Des. 368,711**

Wicks et al.

[45] Date of Patent: **\*\*Apr. 9, 1996**

[54] **PORTABLE TELEPHONE**

[75] Inventors: **James Wicks**, Hoboken, N.J.; **Ichiro Hino**, Tokyo, Japan

[73] Assignee: **Sony Corporation of America**, Park Ridge, N.J.

[\*\*] Term: **14 Years**

[21] Appl. No.: **37,438**

[22] Filed: **Apr. 13, 1995**

[52] U.S. Cl. .... **D14/138; D14/147**

[58] Field of Search ..... D14/137, 138, D14/147, 148, 140, 116, 240, 149-151; 379/58-61, 433-436, 419, 420, 428, 440, 454, 455; 455/89, 90

[56] **References Cited**

**U.S. PATENT DOCUMENTS**

- D. 300,743 4/1989 Zaugg et al. .... D14/147
- D. 338,004 8/1993 Konno ..... D14/138
- D. 347,005 5/1994 Suzuki ..... D14/138

- D. 351,159 10/1994 Nakano ..... D14/138
- D. 353,808 12/1994 Taniguchi et al. .... D14/138
- D. 354,284 1/1995 White ..... D14/138
- D. 355,184 2/1995 Yokouchi ..... D14/138
- D. 356,562 3/1995 Nuovo ..... D14/138
- D. 356,563 3/1995 Berry ..... D14/138

*Primary Examiner*—Jeffrey Asch  
*Attorney, Agent, or Firm*—Jay H. Maioli

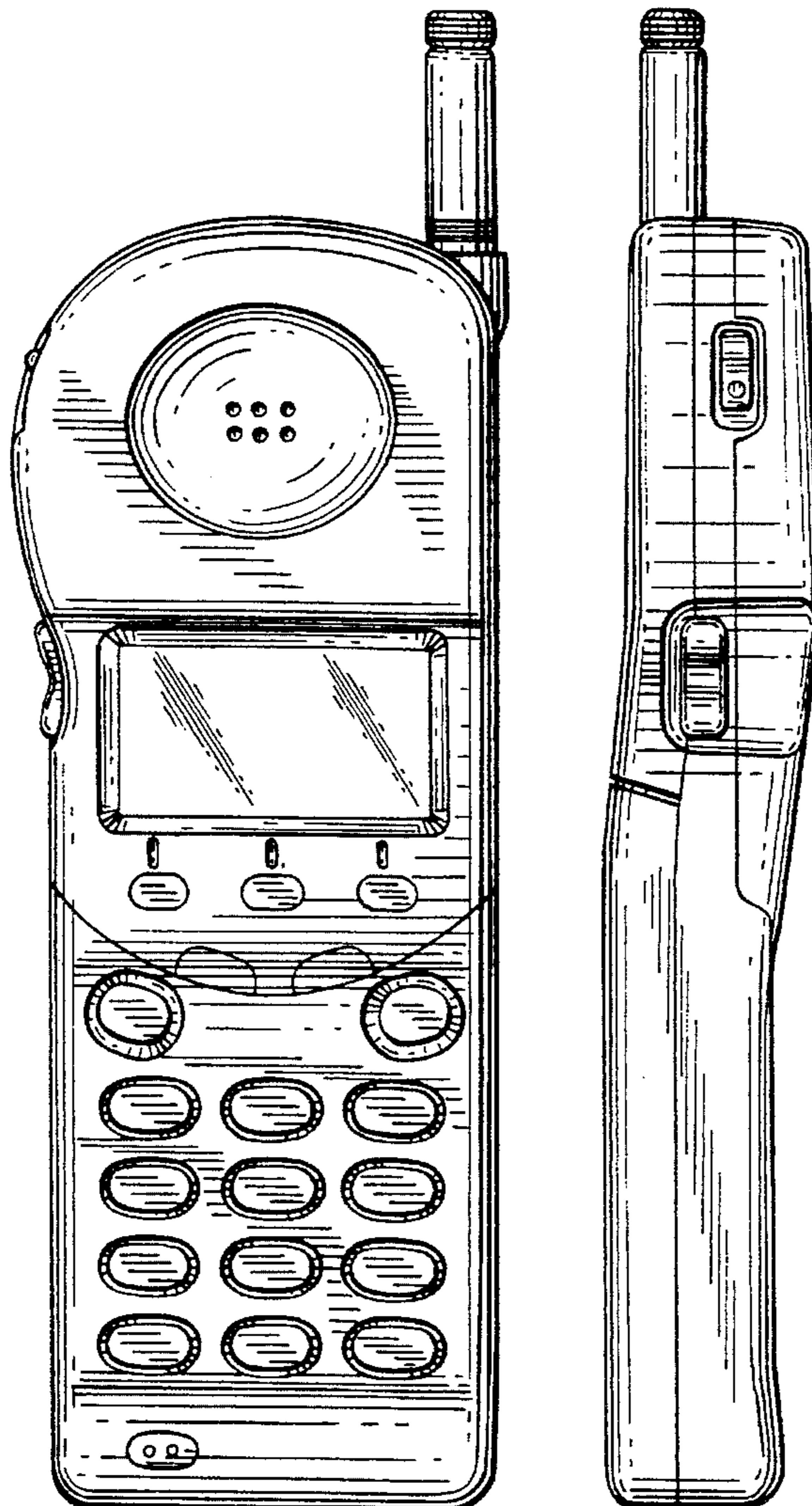
[57] **CLAIM**

The ornamental design for a portable telephone, as shown and described.

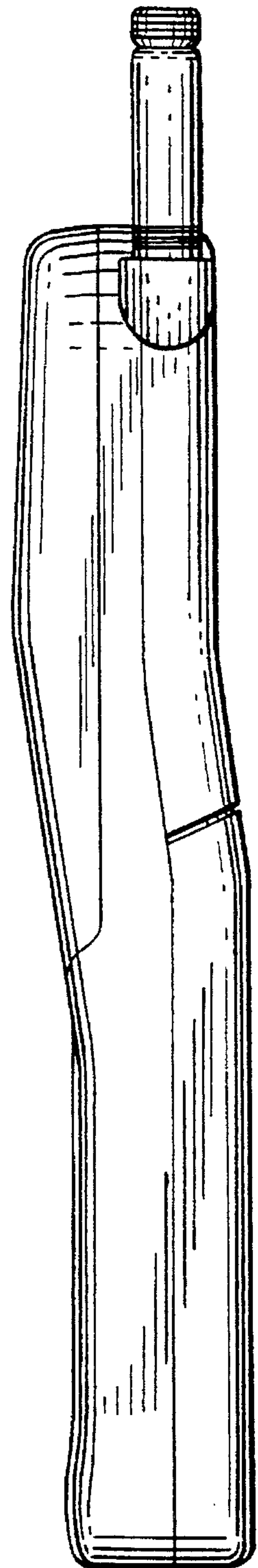
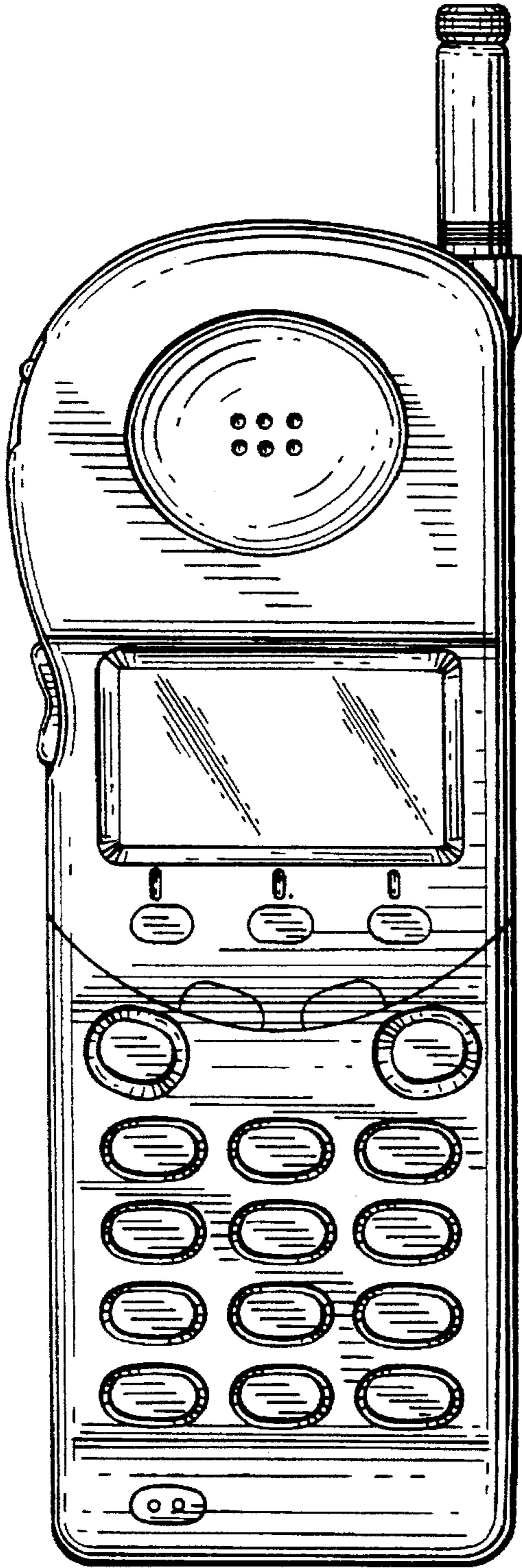
**DESCRIPTION**

FIG. 1 is a front elevational view of a portable telephone, showing our new design;  
FIG. 2 is a rear elevational view thereof;  
FIG. 3 is a right-side elevational view thereof;  
FIG. 4 is a left-side elevational view thereof;  
FIG. 5 is a top plan view thereof; and,  
FIG. 6 is a bottom plan view thereof.

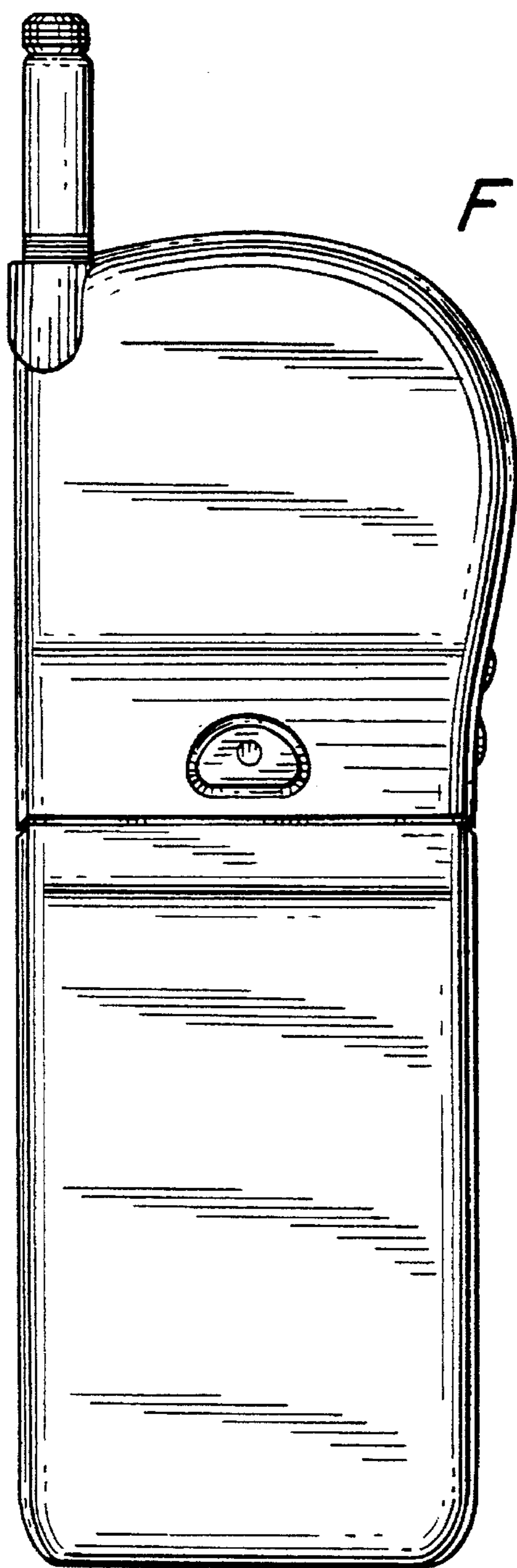
**1 Claim, 3 Drawing Sheets**




*FIG. 1*



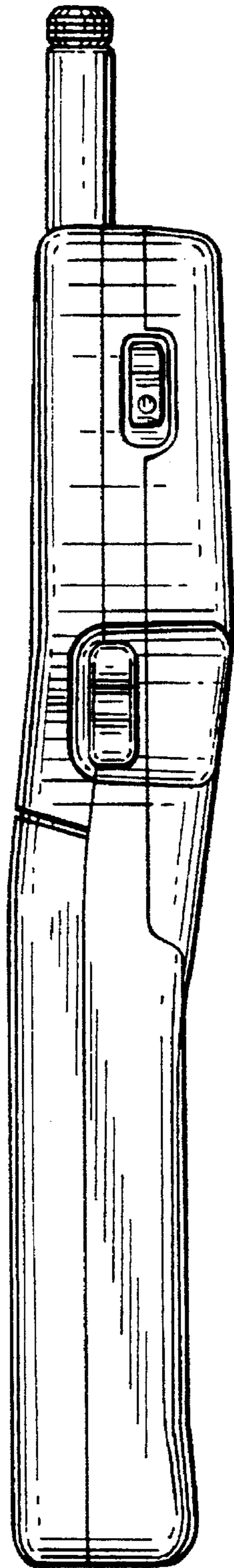
*FIG. 3*



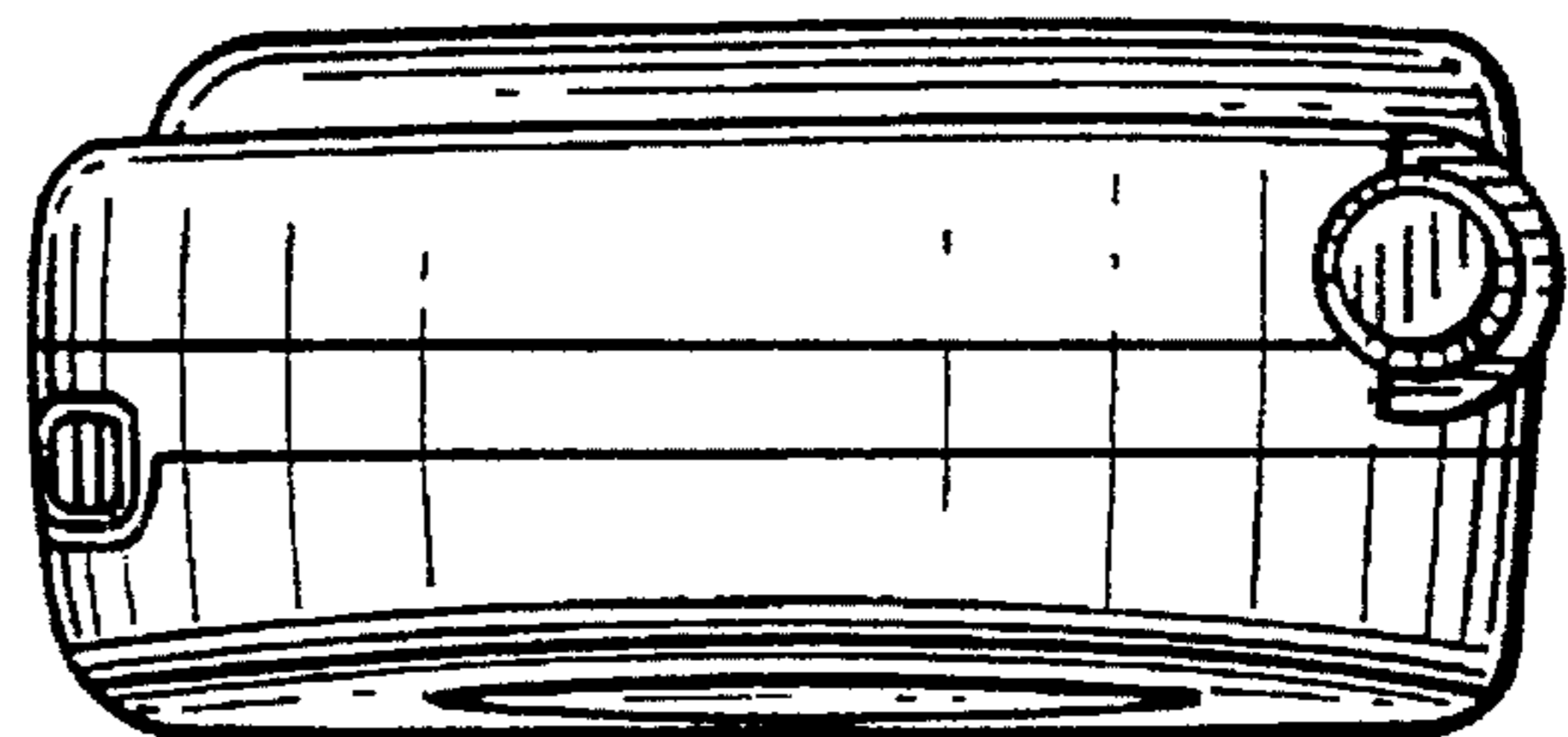
*FIG. 2*



*FIG. 6*



*FIG. 4*



*FIG. 5*