



US00D368705S

United States Patent [19]
deLeon et al.

[11] **Patent Number:** **Des. 368,705**
[45] **Date of Patent:** ****Apr. 9, 1996**

[54] **WRIST REST**
[75] Inventors: **Gordon deLeon**, Sunnyvale; **Mary L. Reiber**, Los Altos, both of Calif.
[73] Assignee: **Anza Technology, Inc.**, Los Altos, Calif.
[**] Term: **14 Years**
[21] Appl. No.: **12,989**
[22] Filed: **Sep. 16, 1993**
[52] U.S. Cl. **D14/114**
[58] **Field of Search** D14/100, 114;
D18/12; 248/118, 118.3, 346, 489, 917-924;
400/689-693, 715; D6/601; D21/157

5,193,771 3/1993 Hassel et al. .
5,195,705 3/1993 Kline et al. .
5,203,845 4/1993 Moore 248/118
5,265,835 11/1993 Nash 248/118
5,326,056 7/1994 Smith 248/118

Primary Examiner—M. H. Tung
Attorney, Agent, or Firm—Flehr, Hohbach, Test, Albritton & Herbert

[57] **CLAIM**

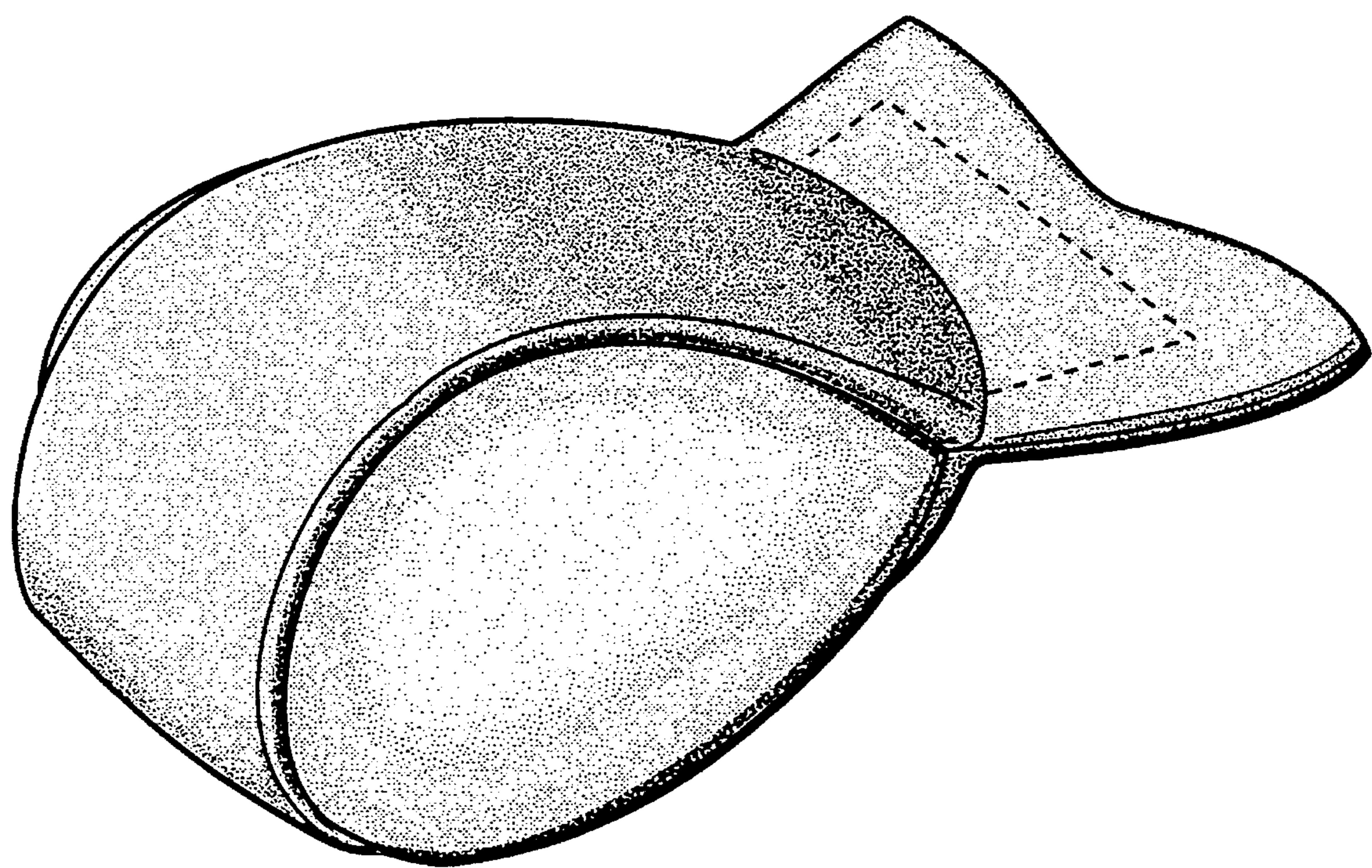
The ornamental design for a wrist rest, as shown and described.

DESCRIPTION

FIG. 1 is a perspective view of a wrist rest showing our new design;
FIG. 2 is a front elevation view thereof;
FIG. 3 is a side elevation view thereof, the opposite side is a mirror image;
FIG. 4 is a rear elevation view thereof;
FIG. 5 is a top plan view thereof; and,
FIG. 6 is a bottom plan view thereof.

[56] **References Cited**
U.S. PATENT DOCUMENTS
D. 317,840 7/1991 Jagdat D6/601
D. 338,041 8/1993 Cheng D21/157 X
3,123,403 3/1964 Hood 248/118
4,770,466 9/1988 Pesterfield 248/118 X
5,165,630 11/1992 Connor .

1 Claim, 3 Drawing Sheets



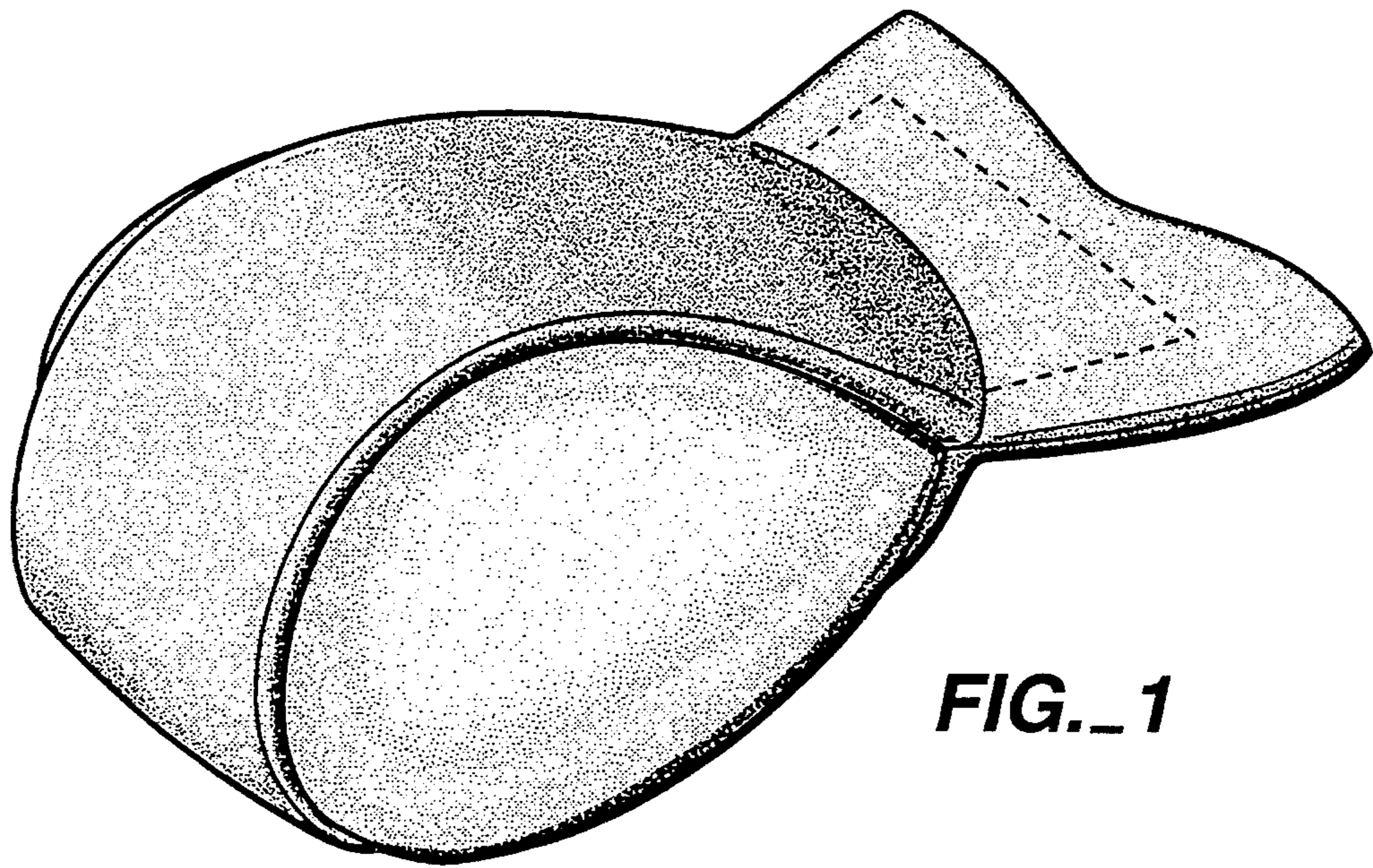


FIG. 1

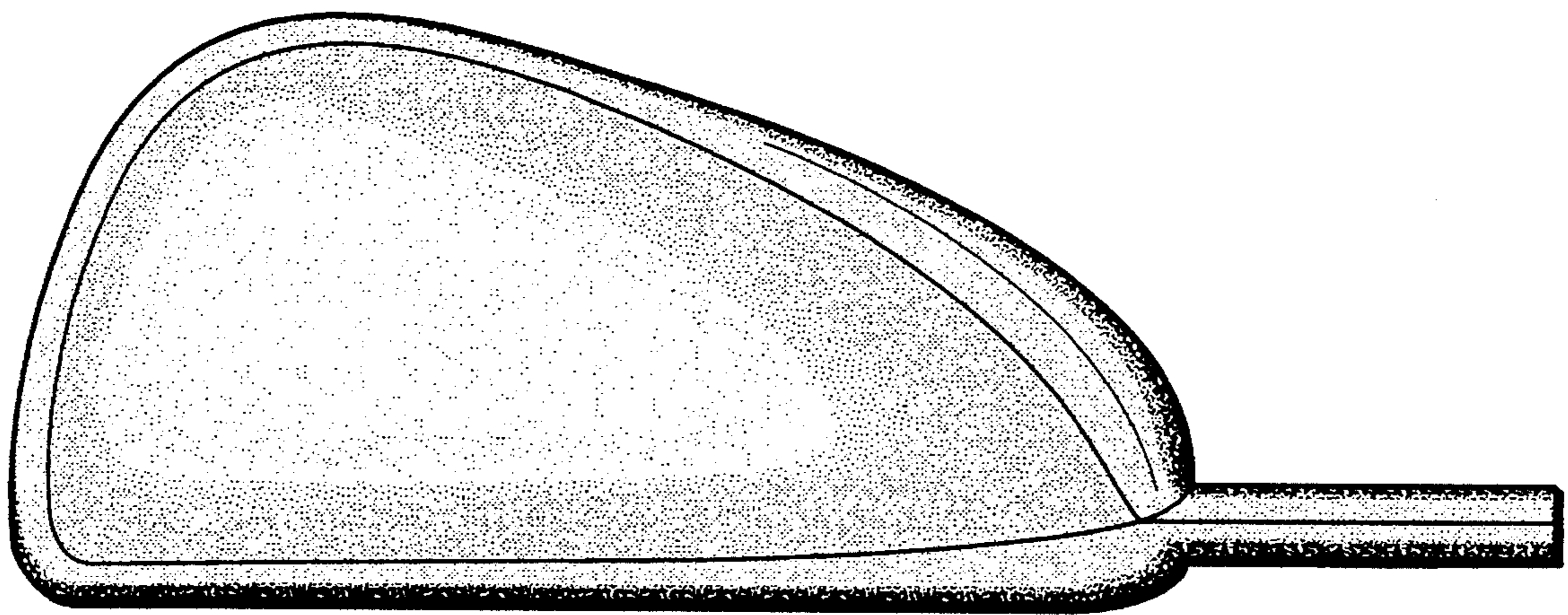


FIG. 3




FIG. 2




FIG. 5




FIG. 4

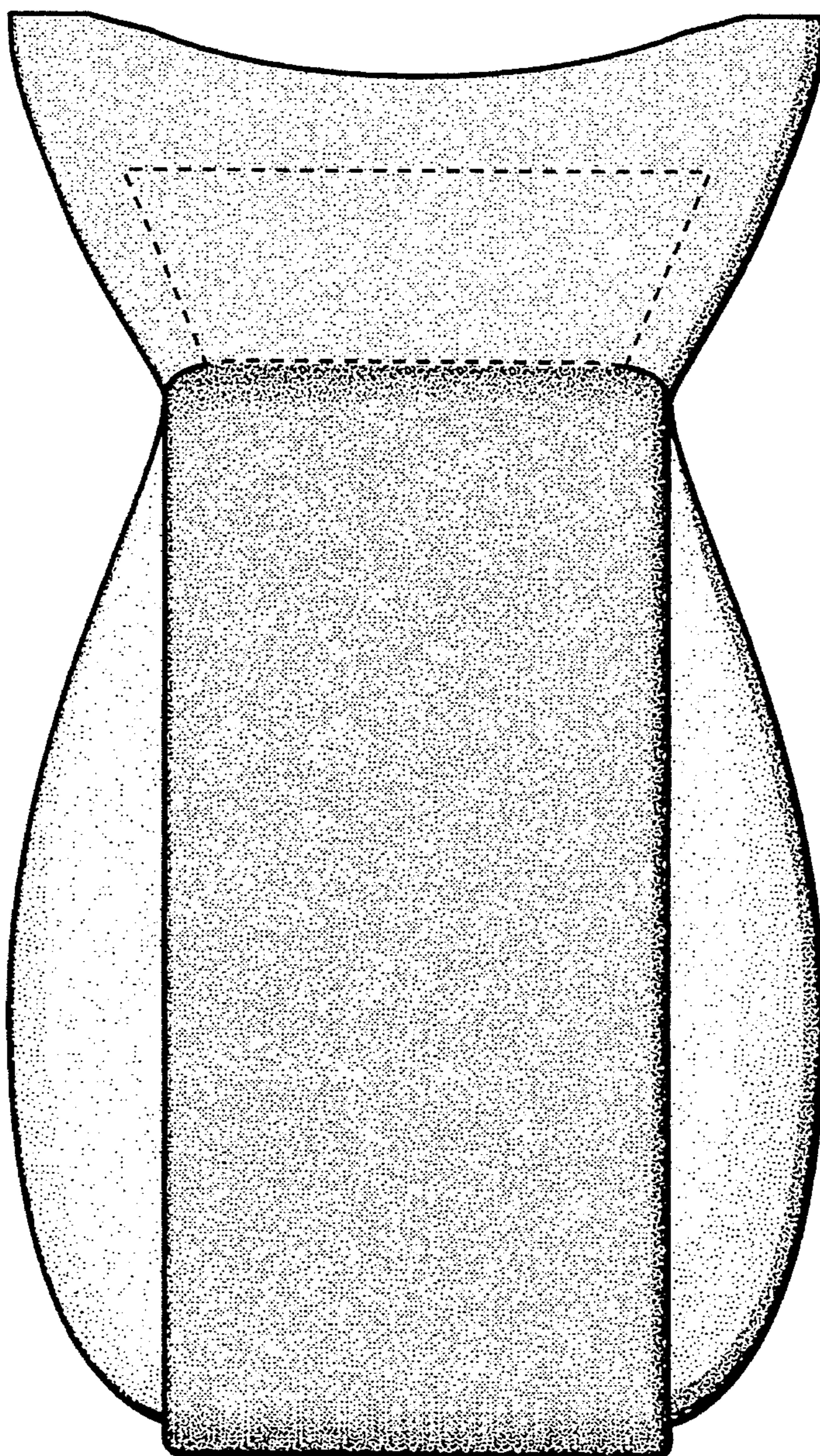


FIG. 6