



US00D368693S

United States Patent [19]
Spencer

[11] **Patent Number:** **Des. 368,693**
[45] **Date of Patent:** ****Apr. 9, 1996**

[54] **LICENSE PLATE FRAME**
[76] **Inventor:** **Paul E. Spencer**, 23302 S. Normandie Ave., Torrance, Calif. 90502
[**] **Term:** **14 Years**
[21] **Appl. No.:** **36,966**
[22] **Filed:** **Mar. 31, 1995**
[52] **U.S. Cl.** **D12/193**
[58] **Field of Search** D12/193; D20/13, D20/14; D6/300, 303, 305, 310, 311; 40/200, 209

Assistant Examiner—S. Snapp
Attorney, Agent, or Firm—Timothy T. Tyson; Freilich, Hornbaker & Rosen

[57] **CLAIM**

The ornamental design for a license plate frame, as shown and described.


DESCRIPTION

FIG. 1 is a front elevational view of a license plate frame showing my new design;
FIG. 2 is a top plan view, the bottom plan view being a mirror image thereof;
FIG. 3 is a right side elevational view, the left side elevational view being the mirror image thereof;
FIG. 4 is a rear elevational view thereof; and,
FIG. 5 is a partial sectional view along line 5—5 of FIG. 1.

[56] **References Cited**
U.S. PATENT DOCUMENTS
D. 102,729 1/1937 Pemberton D12/187
D. 359,262 6/1995 Shusterman D12/193

Primary Examiner—Alan P. Douglas

1 Claim, 1 Drawing Sheet






FIG. 1




FIG. 2



FIG. 5



FIG. 3




FIG. 4