



US00D368687S

**United States Patent** [19]  
**Hayashi**

[11] **Patent Number: Des. 368,687**  
[45] **Date of Patent: \*\*Apr. 9, 1996**

[54] **AUTOMOBILE TIRE**

[75] Inventor: **Motoo Hayashi**, Akashi, Japan  
[73] Assignee: **Sumitomo Rubber Industries, Ltd.**,  
Kobe, Japan  
[\*\*] Term: **14 Years**

[21] Appl. No.: **29,647**  
[22] Filed: **Oct. 12, 1994**

[30] **Foreign Application Priority Data**

Apr. 13, 1994 [JP] Japan ..... 6-10544  
[52] **U.S. Cl.** ..... **D12/147**  
[58] **Field of Search** ..... D12/141-143,  
D12/145-151; 152/209 R, 209 D

[56] **References Cited**

**U.S. PATENT DOCUMENTS**

D. 304,557 11/1989 Ochiai ..... D12/146  
D. 329,218 9/1992 Ohtsu ..... D12/147

**FOREIGN PATENT DOCUMENTS**

62-51127 12/1987 Japan .

**OTHER PUBLICATIONS**

1993 Tread Design Guide, p. 18, Centennial Interceptor V  
Tire, Second Tire in from bottom right side of page.  
1993 Tread Design Guide, p. 66, Sumitomo HTR 50 H Tire,  
bottom left side of page.

*Primary Examiner*—James M. Gandy  
*Attorney, Agent, or Firm*—Cushman Darby & Cushman

[57] **CLAIM**

The ornamental design for an automobile tire, as shown and  
described.

**DESCRIPTION**

FIG. 1 is a front perspective view of an automobile tire  
showing my new design, it being understood that the tread  
design is repeated uniformly throughout the circumference  
of the tire and the opposite side is the same as that shown;  
FIG. 2 is a front elevational view thereof;  
FIG. 3 is a top plan view thereof;  
FIG. 4 is a rear elevational view thereof;  
FIG. 5 is a left side elevational view thereof; and,  
FIG. 6 is a right side elevational view thereof.

**1 Claim, 2 Drawing Sheets**



FIG. 1




FIG. 2

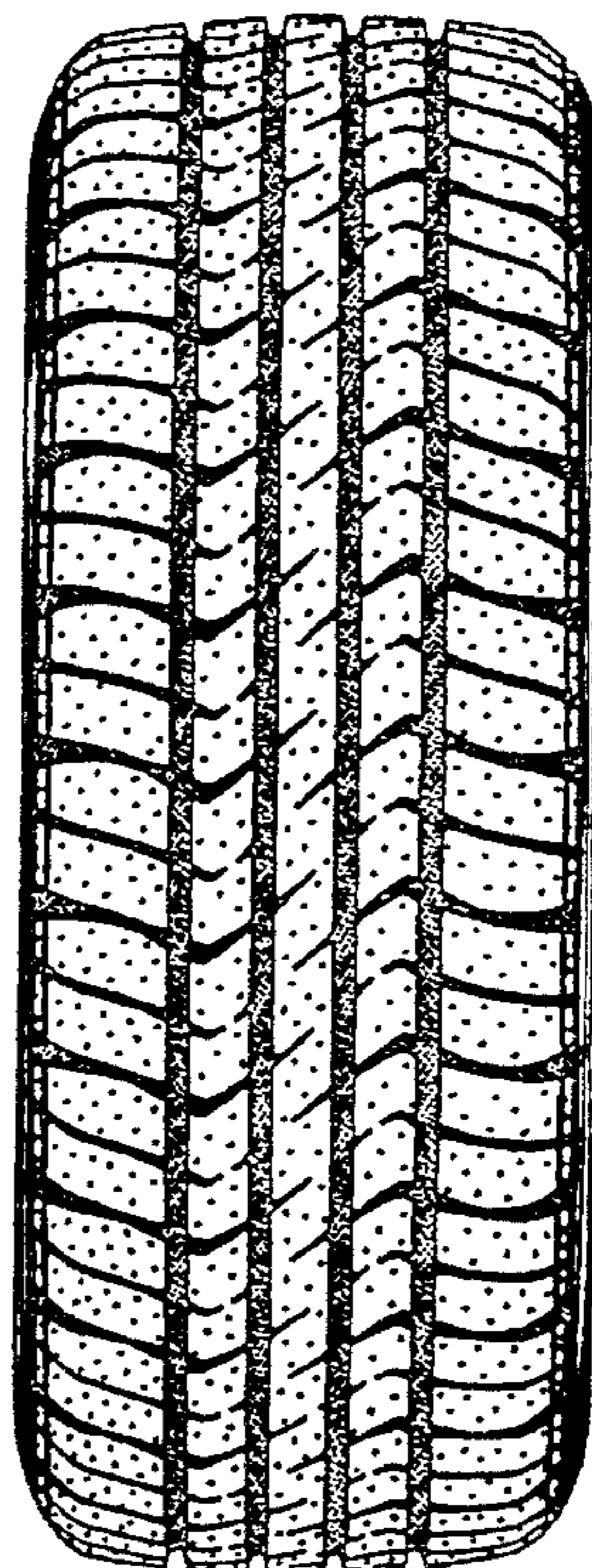


FIG. 3


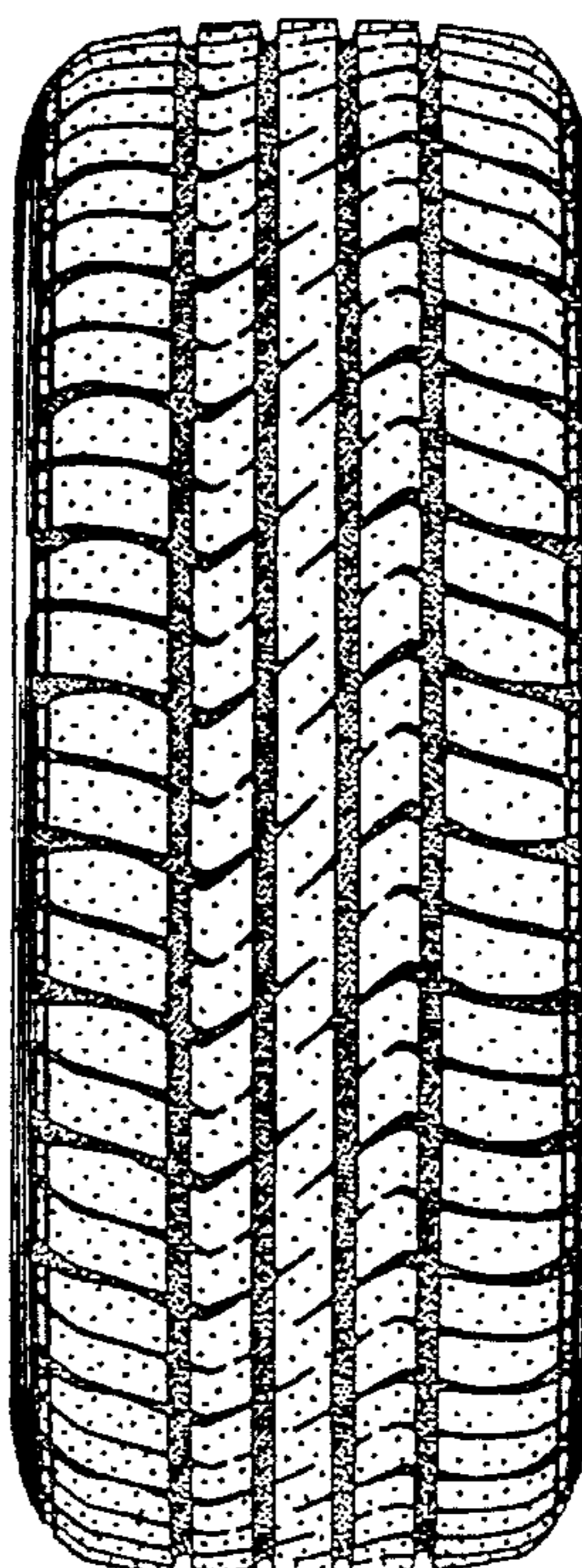
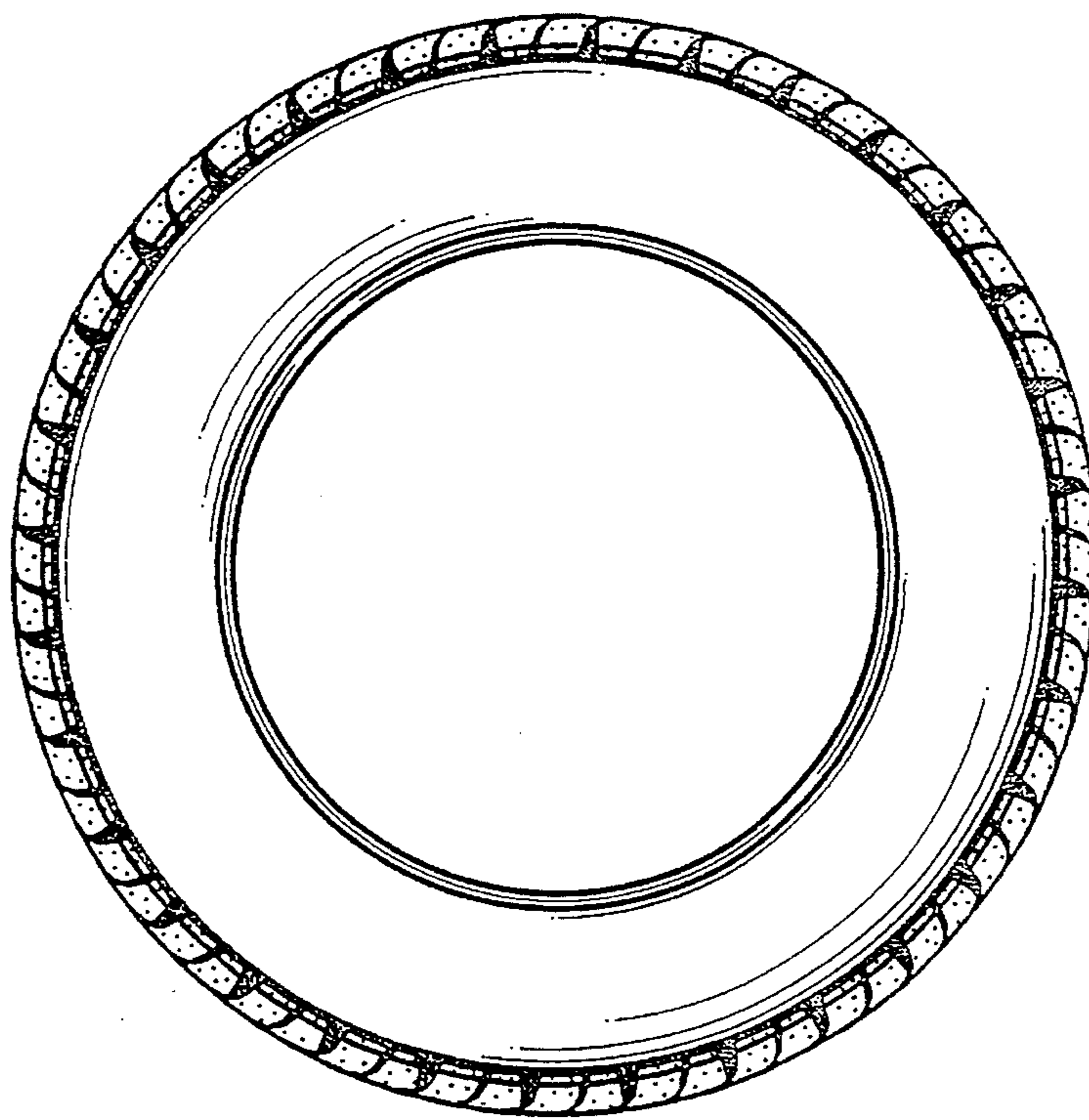


FIG. 4



*FIG. 5*



*FIG. 6*

