



US00D368675S

United States Patent [19]

[11] **Patent Number: Des. 368,675**

Nix

[45] **Date of Patent: **Apr. 9, 1996**

[54] **VASE INSERT AND ARTIFICIAL FLOWER HOLDER**

| | | | | |
|-----------|---------|------------|----------|---|
| 1,562,992 | 11/1925 | Schling | 47/41.13 | X |
| 2,830,406 | 4/1958 | McMurry | D11/152 | X |
| 3,711,048 | 1/1973 | Thalenfeld | D6/556 | X |
| 4,165,835 | 8/1979 | Dearling | 47/66 C | X |

[76] Inventor: **John W. Nix**, P.O. Box 411, Cyril, Okla. 73029-0411

FOREIGN PATENT DOCUMENTS

[**] Term: **14 Years**

405329045 12/1993 Japan 47/41.13

[21] Appl. No.: **40,306**

Primary Examiner—Alan P. Douglas
Assistant Examiner—Cathron B. Matta
Attorney, Agent, or Firm—John D. Gugliotta

[22] Filed: **Jun. 12, 1995**

[52] U.S. Cl. **D11/147; D11/164**

[58] **Field of Search** D11/197, 152, D11/143, 164; 47/41.01, 41.12, 41.13; 206/423; 248/27.8

[57] CLAIM

The ornamental design for a vase insert and artificial flower holder, as shown and described.

[56] References Cited

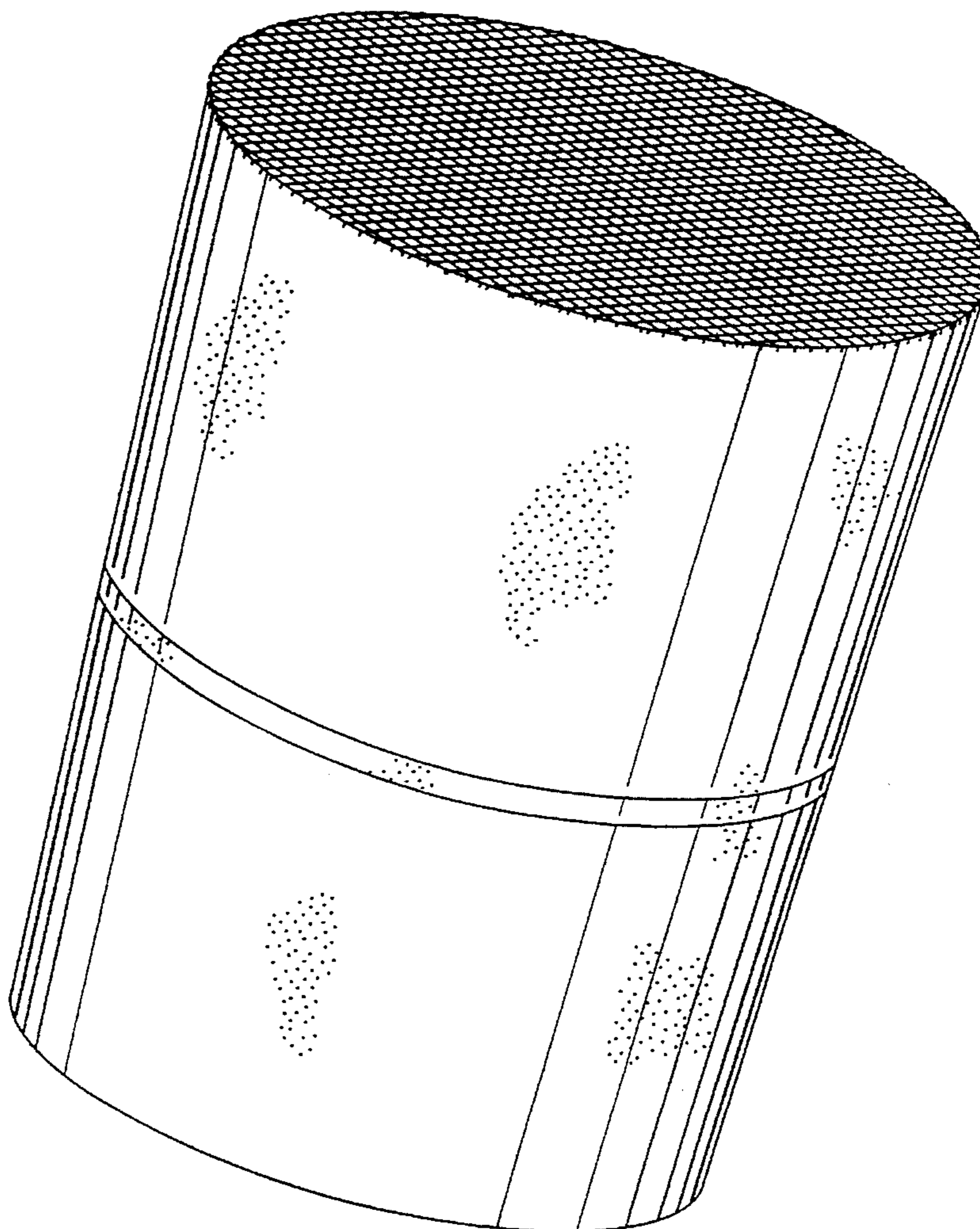
DESCRIPTION

U.S. PATENT DOCUMENTS

| | | | |
|------------|--------|------------|------------|
| D. 247,616 | 3/1978 | Meyer | D11/146 |
| D. 259,870 | 7/1981 | Marantette | D11/143 X |
| D. 260,749 | 9/1981 | Murphy | D11/146 |
| D. 300,521 | 4/1989 | Toltzman | D11/153 |
| D. 308,029 | 5/1990 | Kladt | D11/164 |
| D. 315,700 | 3/1991 | Stephens | D11/151 |
| 1,260,042 | 3/1918 | Pullman | 47/41.01 X |
| 1,465,636 | 8/1923 | Gmelin | 47/41.13 X |

FIG. 1 is a perspective view of a vase insert and artificial flower holder showing my new design; FIG. 2 is a side elevational view thereof, in which the taper is most clearly shown; FIG. 3 is a top plan view thereof; and, FIG. 4 is a bottom plan view thereof.

1 Claim, 3 Drawing Sheets



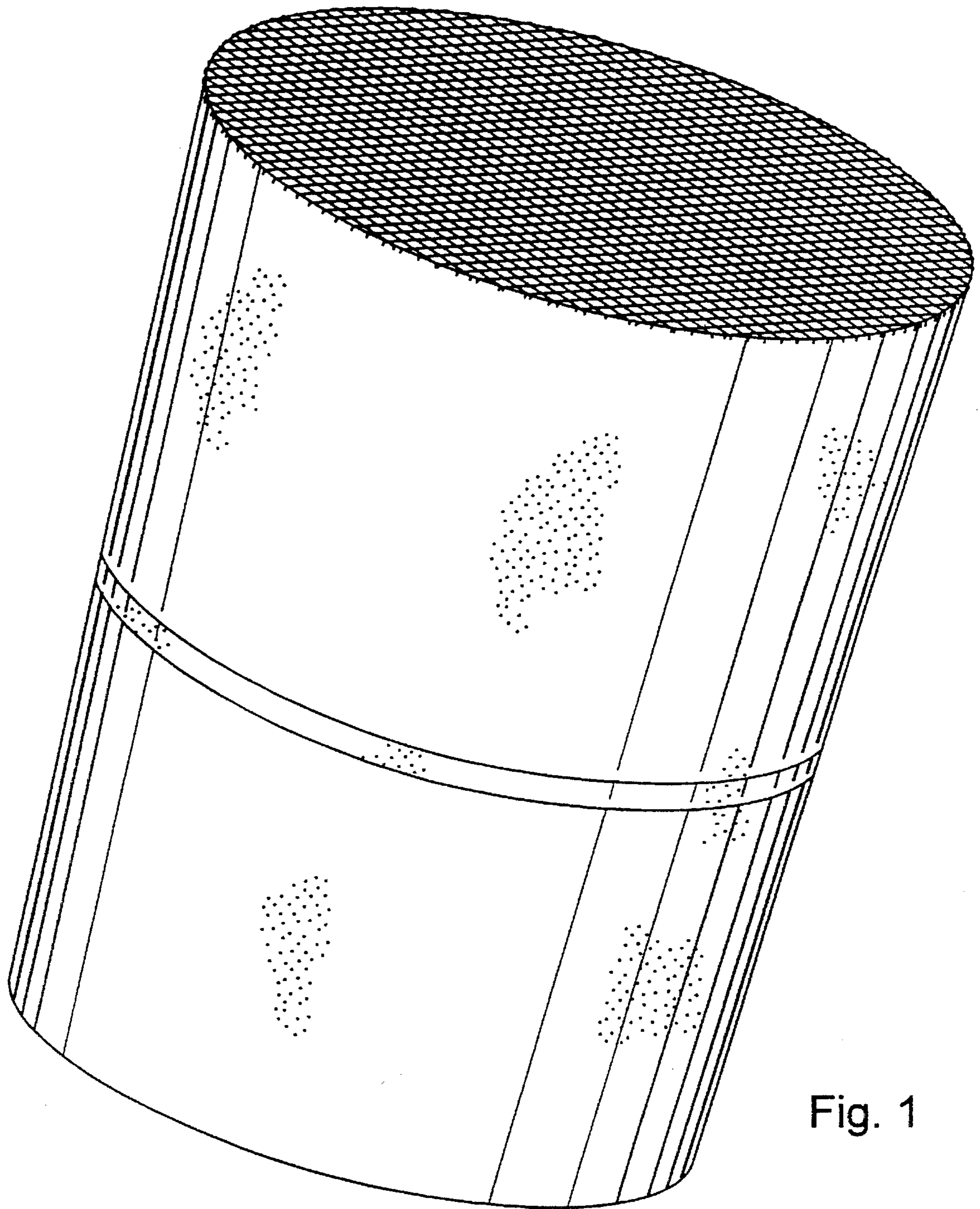


Fig. 1

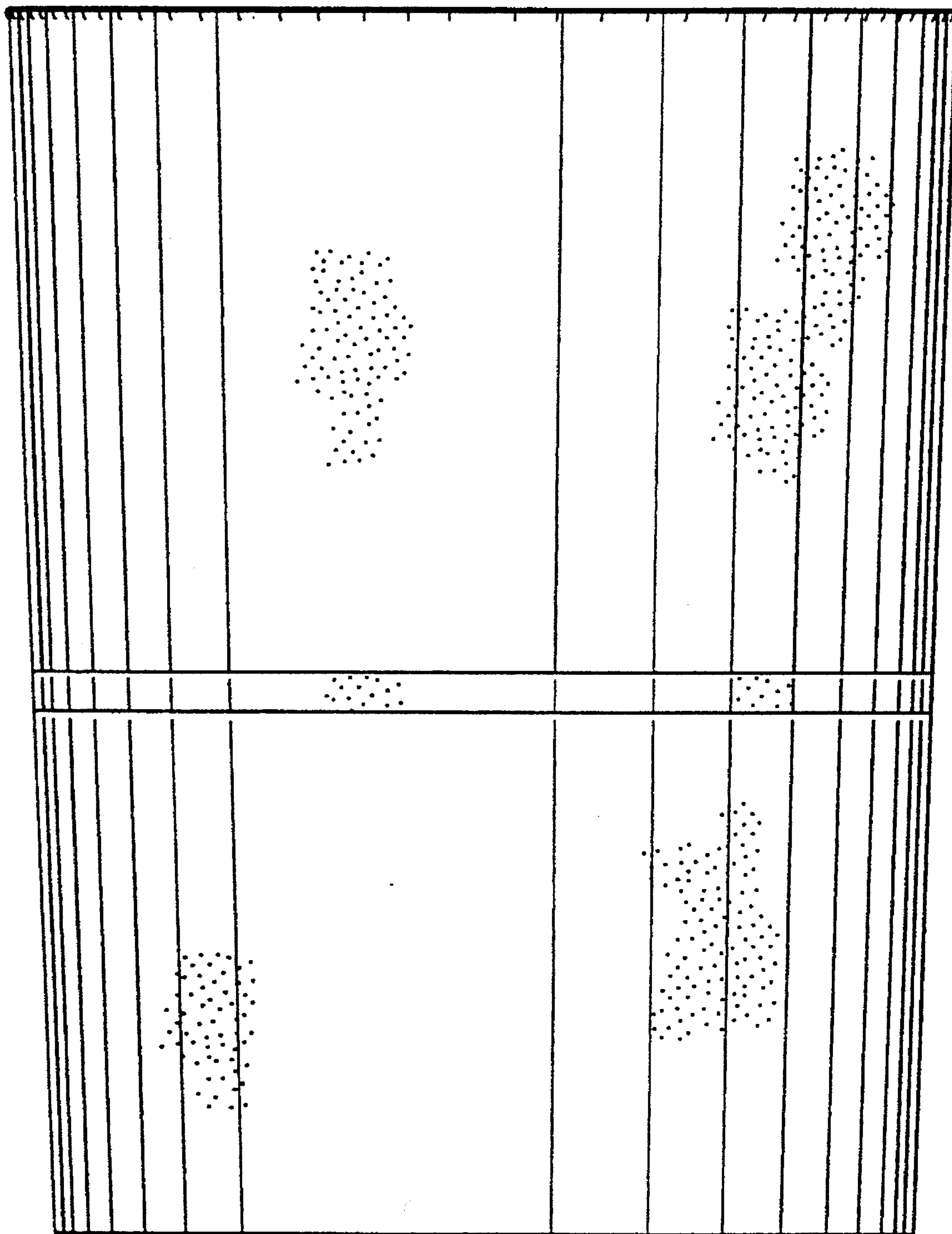


Fig. 2

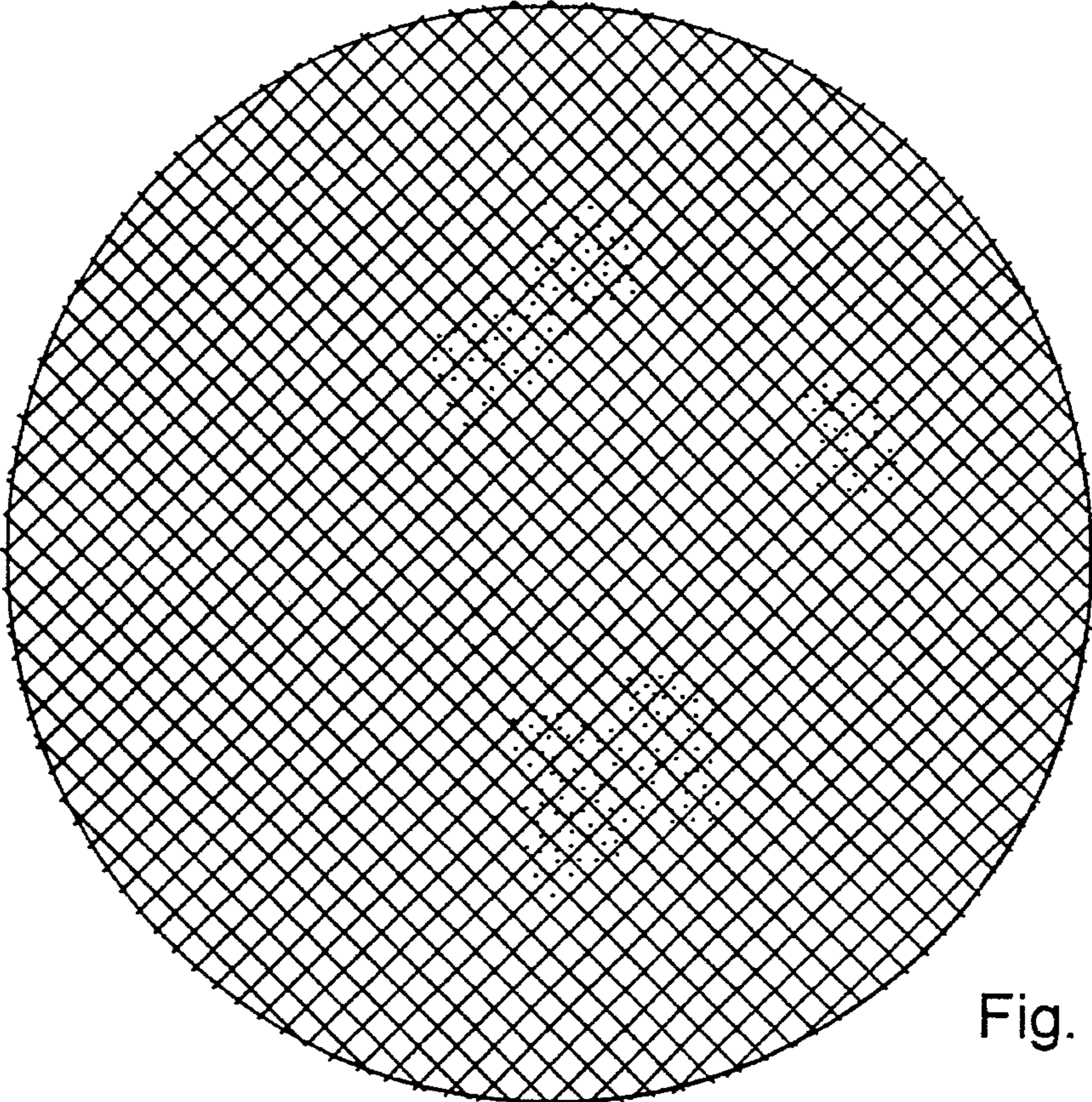


Fig. 3

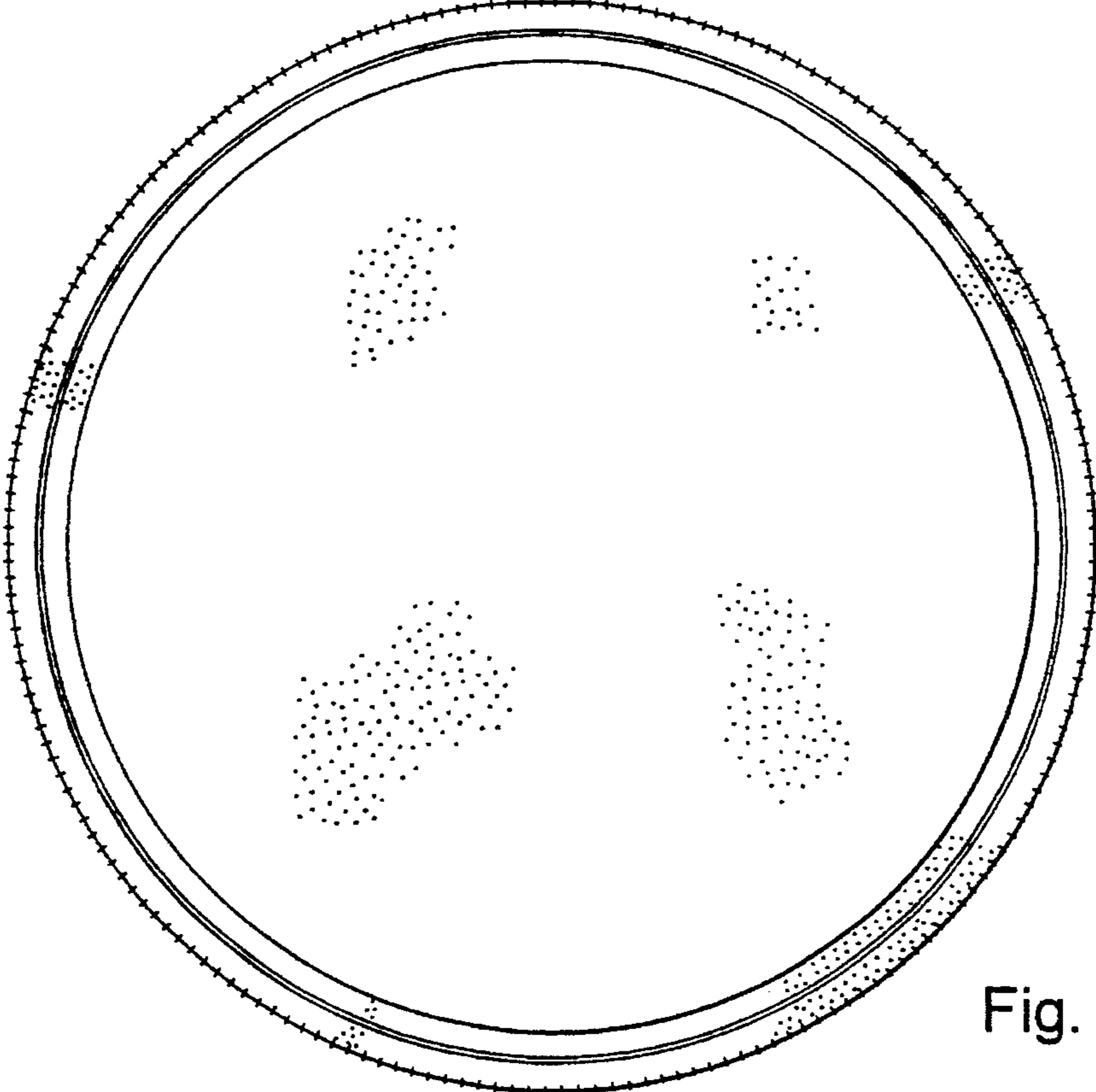


Fig. 4