



US00D368672S

# United States Patent [19]

Goeden et al.

[11] Patent Number: **Des. 368,672**

[45] Date of Patent: **\*\*Apr. 9, 1996**

[54] **JEWELRY BALE**

[75] Inventors: **Danny Goeden**, Hermosa; **Thinlye Phuntshok**, Box Elder, both of S. Dak.

[73] Assignee: **Coleman Company**, Rapid City, S. Dak.

[\*\*] Term: **14 Years**

[21] Appl. No.: **33,326**

[22] Filed: **Jan. 10, 1995**

[52] U.S. Cl. .... **D11/86**; D11/93; D11/200

[58] Field of Search ..... D11/1, 86-93, D11/200-201, 231-237; 63/2, 29; 59/78, 80; D8/394

[56] **References Cited**

**U.S. PATENT DOCUMENTS**

D. 105,613	8/1937	Regelmann	.....	D11/86
D. 114,454	4/1939	Mazer	.....	D11/93
D. 342,920	1/1994	Kirk	.....	D11/200
D. 342,922	1/1994	Kirk	.....	D11/200
D. 342,923	1/1994	Kirk	.....	D11/200
D. 351,119	10/1994	McMullin	.....	D11/1
1,021,491	3/1912	Segman	.	
1,028,217	6/1912	Jacques	.	
1,256,118	2/1918	Duncan	.	
1,898,402	2/1933	Smith	.	
2,228,686	1/1941	Bezault	.	
2,355,944	8/1944	Beggs	.	
2,920,442	1/1960	Kunzmann et al.	.	
3,690,064	9/1972	Pompeo	.	

3,948,040	4/1976	Tuppini	.	
4,265,098	5/1981	Wayne	.....	63/2
4,353,124	10/1982	Weinzettel et al.	.	
4,530,221	7/1985	Weinberg	.....	63/2
4,750,325	6/1988	Messier	.....	59/78
4,858,425	8/1989	Cheredaryk et al.	.....	59/80
5,155,990	10/1992	Poll	.	
5,197,274	3/1993	Braun	.	
5,214,940	6/1993	Capifali	.....	63/2

**OTHER PUBLICATIONS**

Landstrom's Flier, JC Penney Assortment, 1991.  
Rushmore Gold Company catalog, 1990, pp. 8-12, 14.

*Primary Examiner*—Ralf Seifert  
*Attorney, Agent, or Firm*—Mark Rogers; Ray F. Cox, Jr.

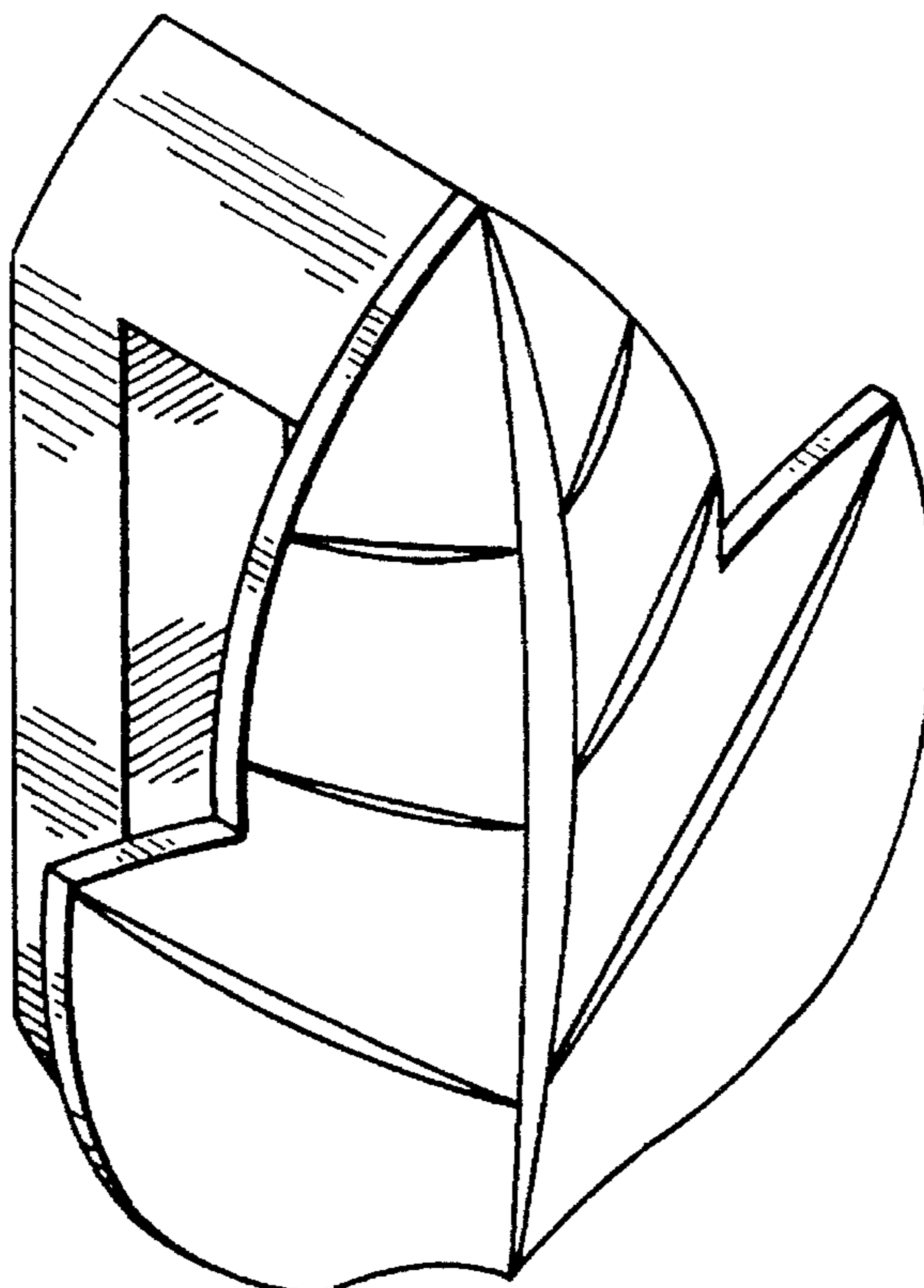
[57] **CLAIM**

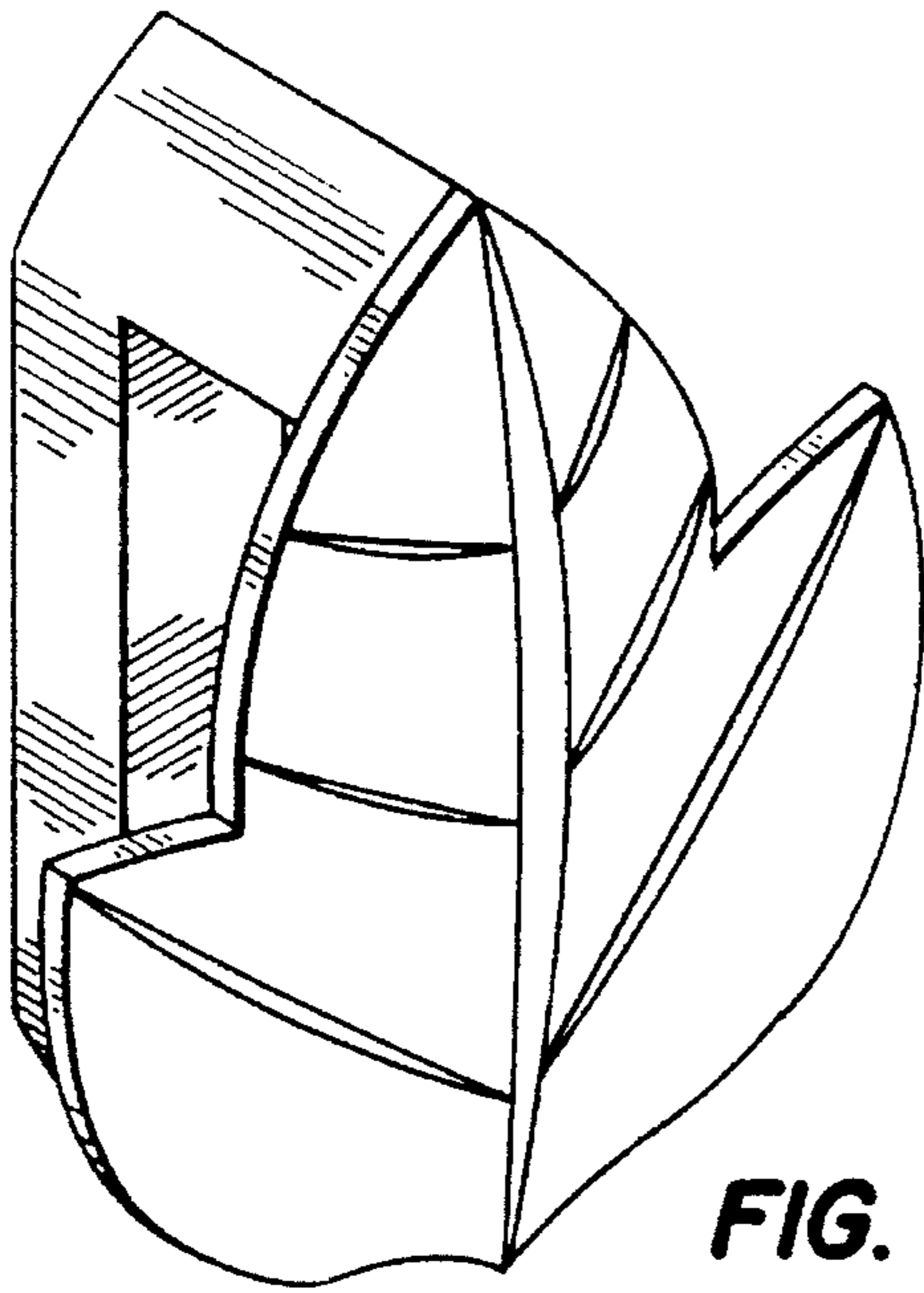
The ornamental design for a jewelry bale, as shown and described.

**DESCRIPTION**


FIG. 1 is an enlarged, perspective view of the jewelry bale showing our new design;  
FIG. 2 is a front elevational view thereof;  
FIG. 3 is a side elevational view taken from the right side thereof, the left side elevational view being a mirror image of the right side elevational view;  
FIG. 4 is a rear elevational view;  
FIG. 5 is a bottom plan view thereof; and,  
FIG. 6 is a top plan view thereof.

**1 Claim, 1 Drawing Sheet**

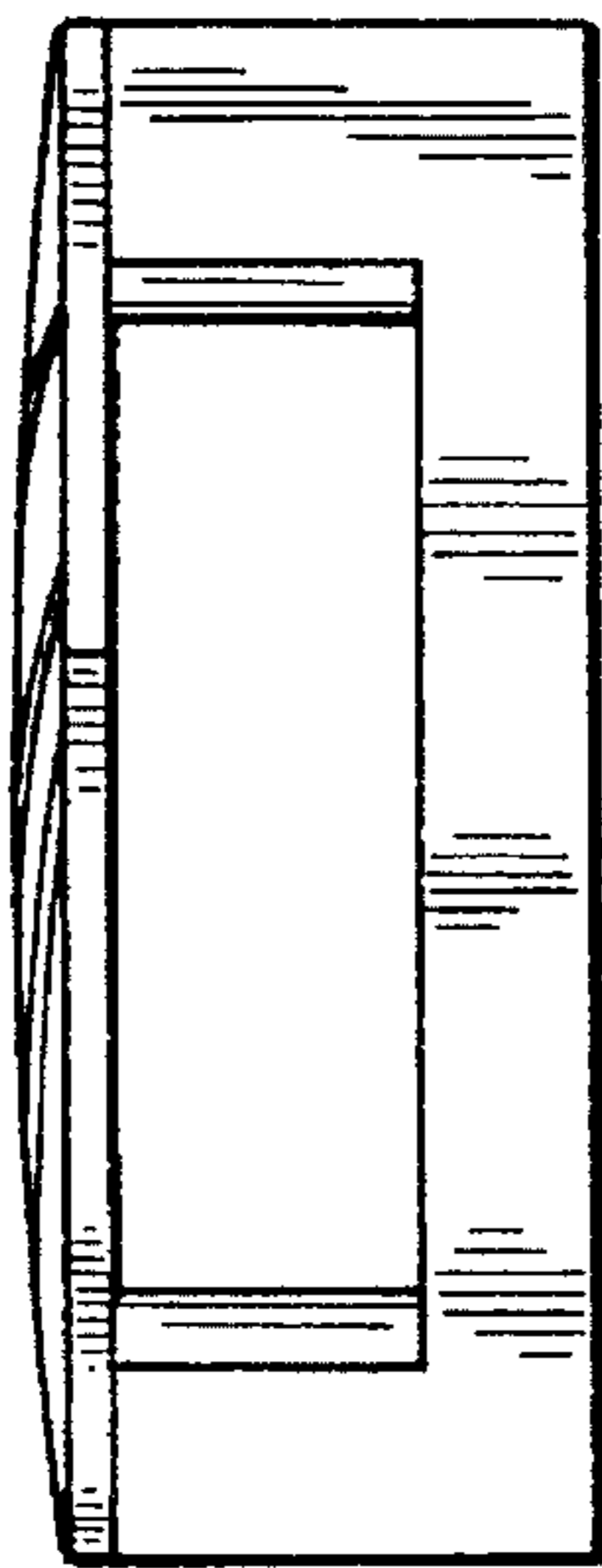




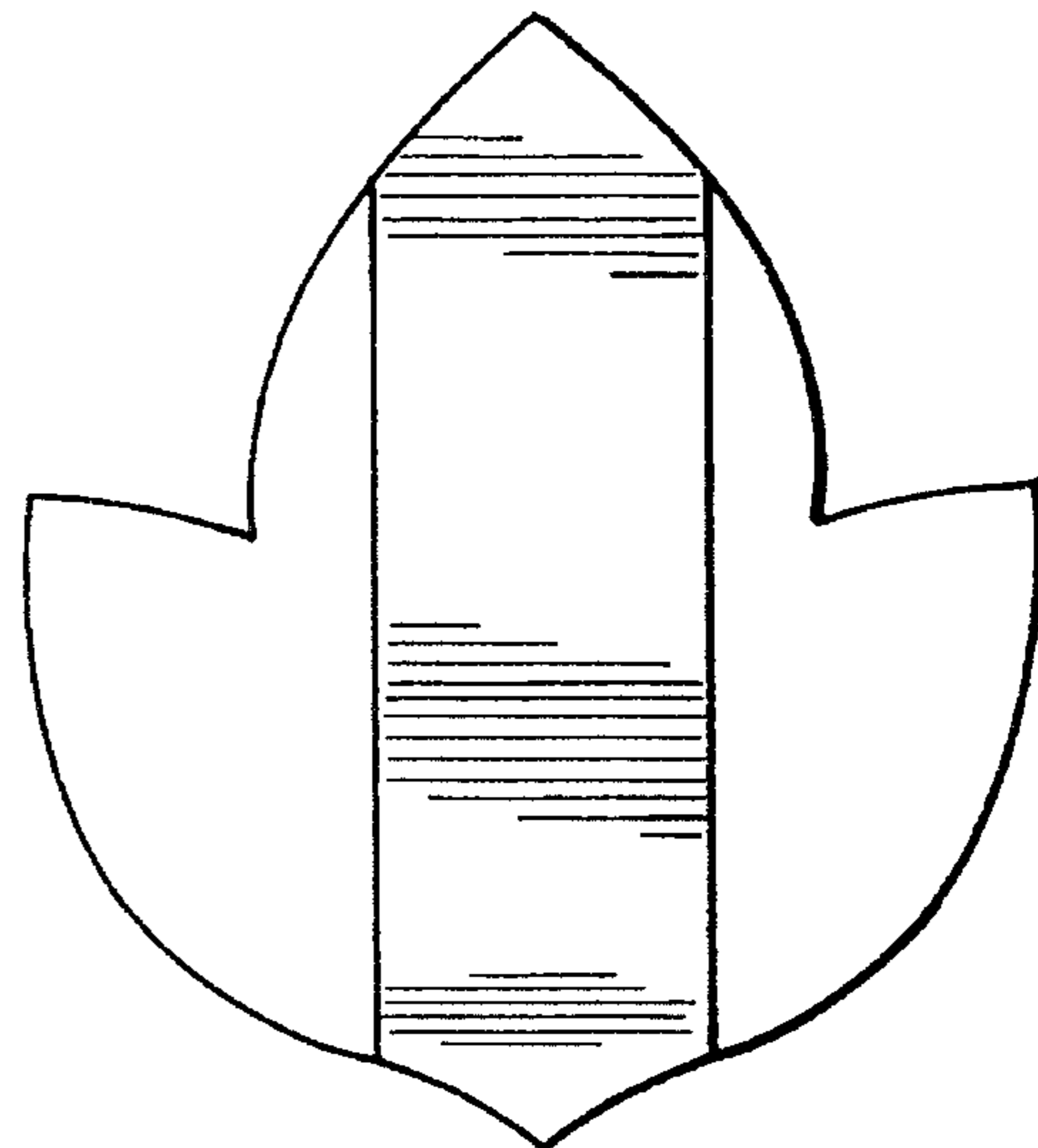
**FIG. 1**



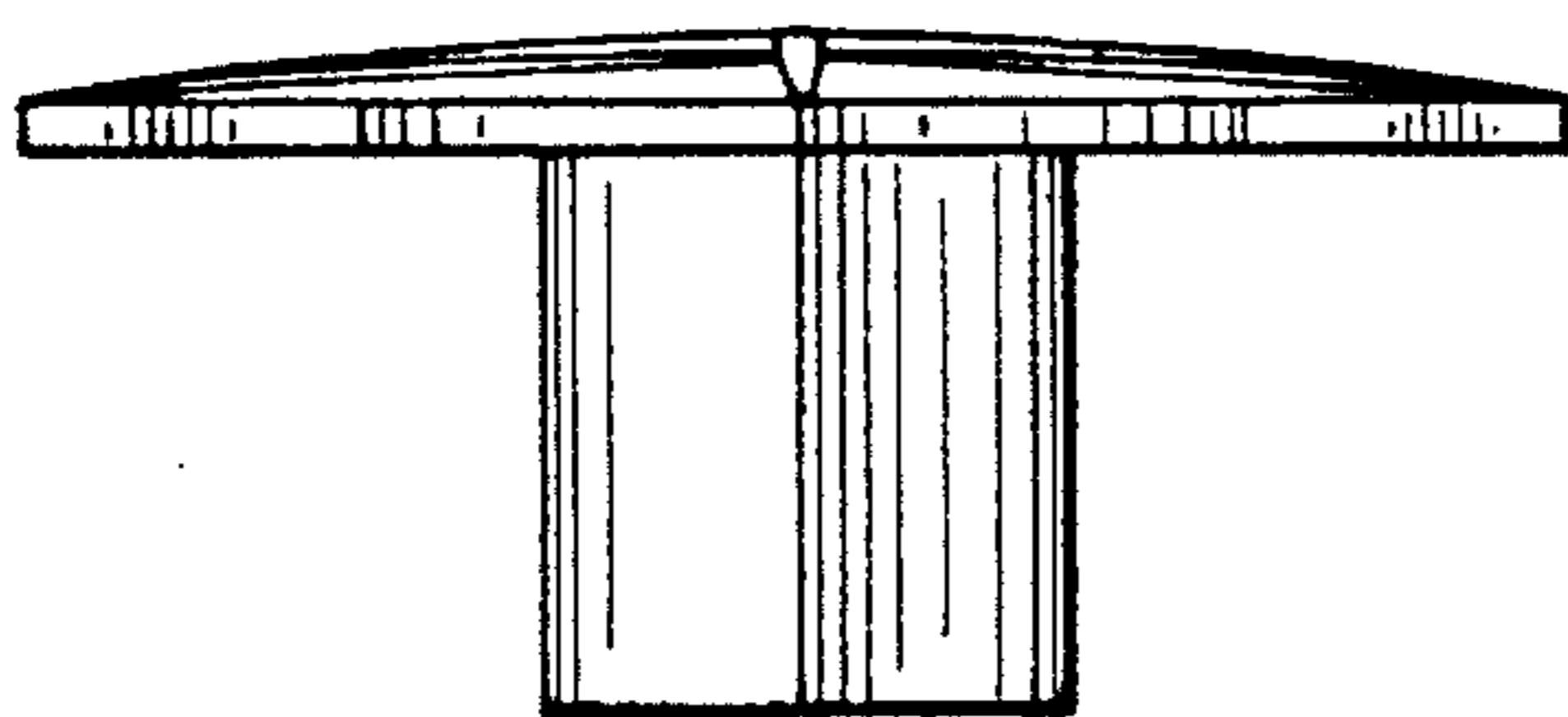
**FIG. 2**



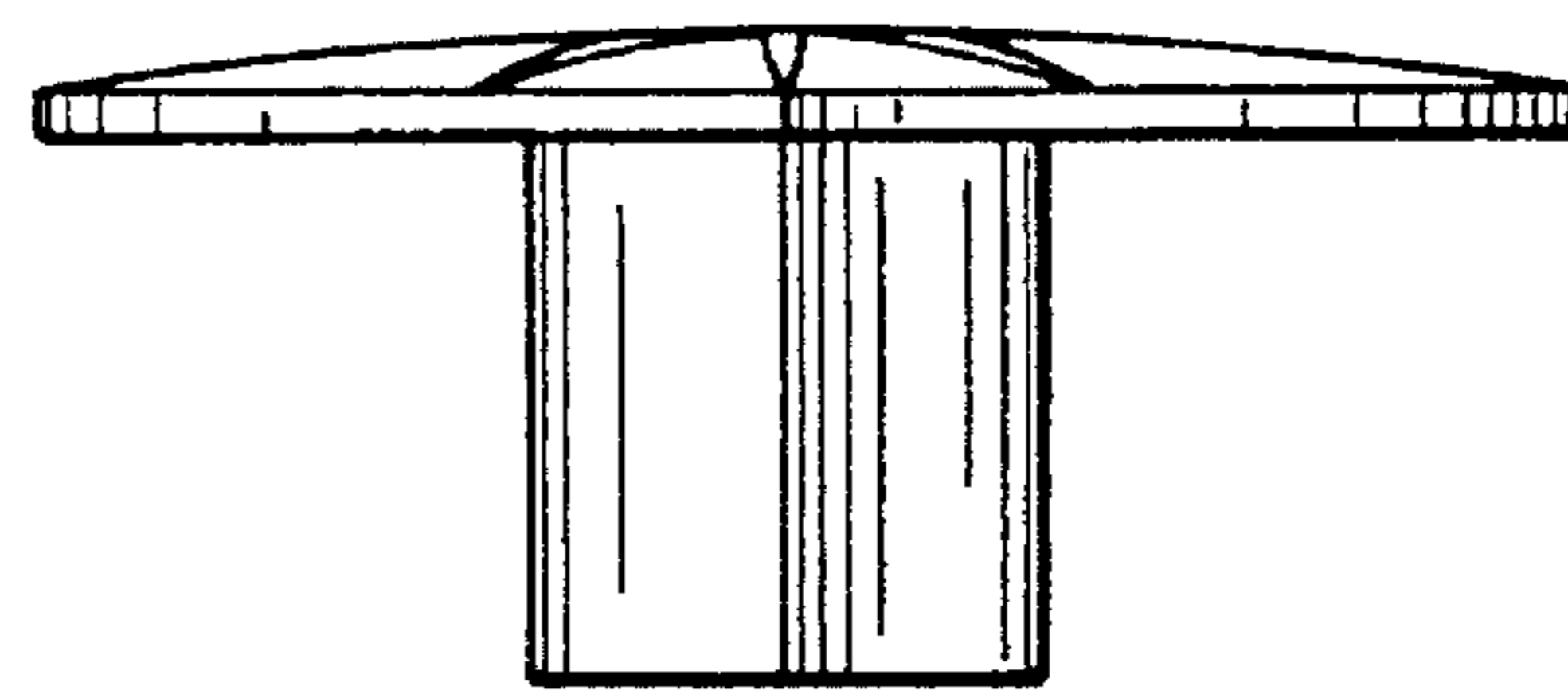
**FIG. 3**



**FIG. 4**



**FIG. 5**



**FIG. 6**