



US00D368663S

United States Patent [19]
Giardiello

[11] **Patent Number: Des. 368,663**
[45] **Date of Patent: **Apr. 9, 1996**

[54] **WRISTWATCH**

D. 356,961 4/1995 Giardiello D10/39
D. 358,101 5/1995 Scheufele D10/39 X

[75] Inventor: **Barbara Giardiello**, Naples, Italy

[73] Assignee: **Arttime SA**, Neuchatel, Switzerland

[**] Term: **14 Years**

[21] Appl. No.: **35,934**

[22] Filed: **Mar. 9, 1995**

[30] **Foreign Application Priority Data**

Sep. 9, 1994 [XH] Hague Agreement DMA/002626

[52] **U.S. Cl.** **D10/39**

[58] **Field of Search** D10/1-40, 122-132;
368/280-282, 276-277, 285

[56] **References Cited**

U.S. PATENT DOCUMENTS

D. 261,734	11/1981	Onodera	D10/39
D. 322,411	12/1991	Schneider	D10/39
D. 326,058	5/1992	Schneider	D10/39
D. 327,851	7/1992	Besson	D10/39
D. 331,884	12/1992	Wunderman	D10/39
D. 349,062	7/1994	Goto	D10/39
D. 350,074	8/1994	Giardiello	D10/39

OTHER PUBLICATIONS

European Jeweler (G.Z) Jun. 1983-p. 45-Watch at bottom right.

Swiss Watch & Jewelry Journal Feb. 1989-p. 353-Watches.

Primary Examiner—Nelson C. Holtje

Attorney, Agent, or Firm—Sughrue, Mion, Zinn, Macpeak & Seas

[57] **CLAIM**

The ornamental design for a wristwatch, as shown and described.

DESCRIPTION

FIG. 1 is a perspective view of a wristwatch showing my new design;

FIG. 2 is a top plan view thereof;

FIG. 3 is a bottom plan view thereof;

FIG. 4 is a side elevational view of one side thereof;

FIG. 5 is a side elevational view of an opposite side thereof;

FIG. 6 is an end elevational view of one end thereof; and,

FIG. 7 is an end elevational view of an opposite end thereof.

1 Claim, 4 Drawing Sheets




FIG. 1




FIG. 2




FIG. 3




FIG. 4

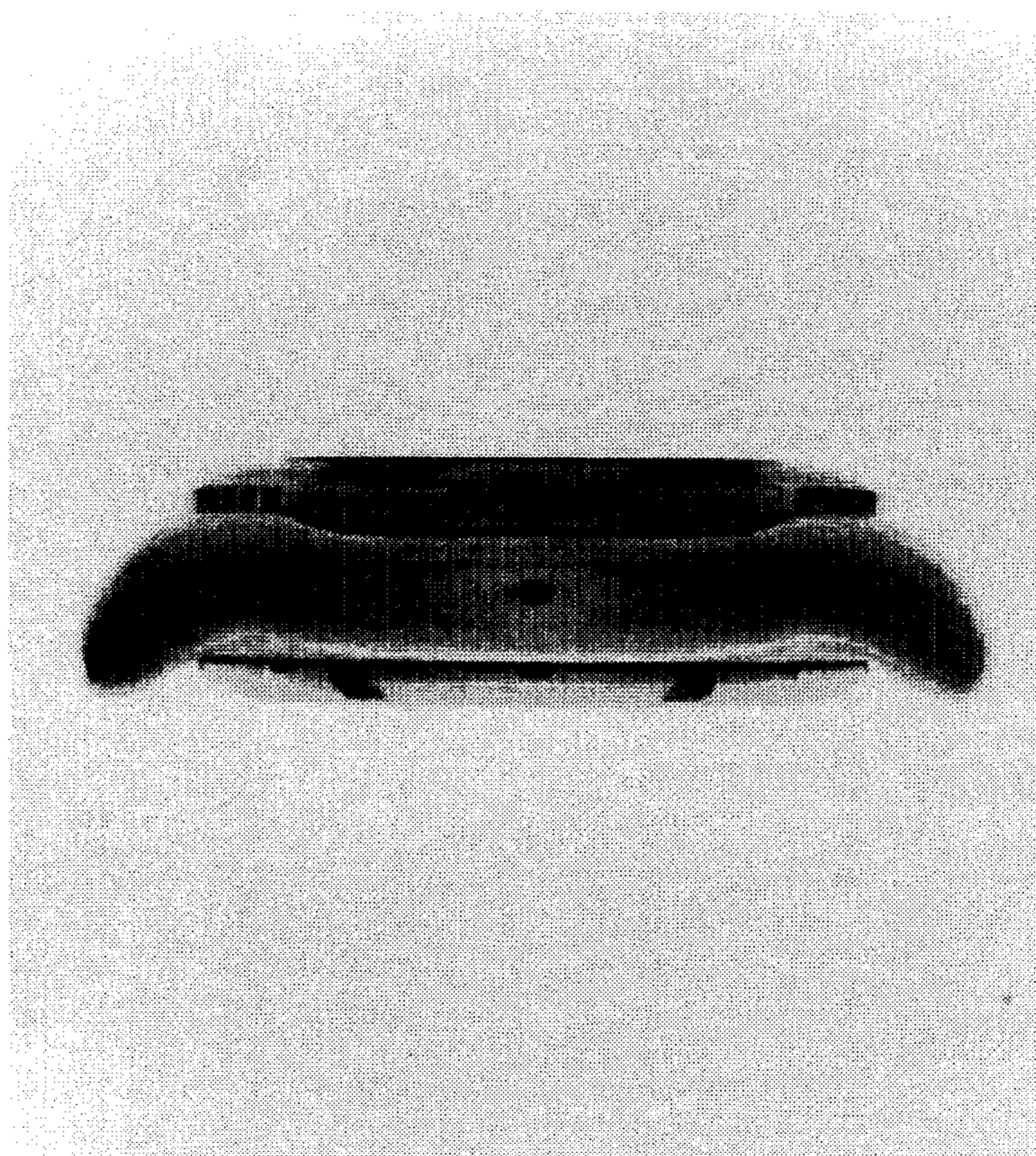


FIG. 5




FIG. 6




FIG. 7

