



US00D368661S

United States Patent [19]

Hiro et al.

[11] Patent Number: **Des. 368,661**

[45] Date of Patent: ****Apr. 9, 1996**

[54] **COMBINED COSMETIC JAR AND CLOSURE**

[75] Inventors: **Tetsuo Hiro; Tetsuo Togasawa**, both of Tokyo; **Yotsuda Chieko**, Yokohama, all of Japan

[73] Assignee: **Shiseido Company, Ltd.**, Tokyo, Japan

[**] Term: **14 Years**

[21] Appl. No.: **39,391**

[22] Filed: **May 19, 1995**

[30] **Foreign Application Priority Data**

Nov. 21, 1994 [JP] Japan 6-35105

[52] U.S. Cl. **D9/529; D9/336; D9/553; D9/571**

[58] Field of Search **D9/529, 560, 571, D9/519, 504, 553, 566, 329, 336, 451, 452, 454, 559; 215/382; D7/597**

[56] **References Cited**

U.S. PATENT DOCUMENTS

- D. 46,992 2/1915 French D9/545 X
- D. 65,098 7/1924 Brewster D9/529
- D. 97,681 12/1935 Larsen D9/559
- D. 112,545 12/1938 Younghusband D9/454 X
- D. 146,804 5/1947 McKee D7/597
- D. 155,562 10/1949 Werner D9/519 X

- D. 183,310 8/1958 Hack D9/329
- D. 193,741 10/1962 Westhoven D9/553
- D. 273,766 5/1984 Lampe D9/329 X

OTHER PUBLICATIONS

Glass Packer, Oct. 1962, p. 13, Vlastic relish jars.
Beauty Fashion, Mar. 1984, p. 42, Yves Saint Laurent jars.

Primary Examiner—Lucy Lieberman
Attorney, Agent, or Firm—Lackenbach Siegel Marzullo Aronson & Greenspan

[57] **CLAIM**

The ornamental design for a combined cosmetic jar and closure, as shown and described.

DESCRIPTION

FIG. 1 is a front elevational view of our combined cosmetic jar and closure; the rear view being identical;
FIG. 2 is a right side elevation of FIG. 1, the left side elevation is the same;
FIG. 3 is a top plan view thereof;
FIG. 4 is a bottom plan view thereof;
FIG. 5 is a front elevation of the jar shown without the closure for clarity of illustration, the rear and side elevations of the jar are the same as the front; and,
FIG. 6 is a cross-sectional view thereof taken along the line 6—6 of FIG. 1.

1 Claim, 1 Drawing Sheet

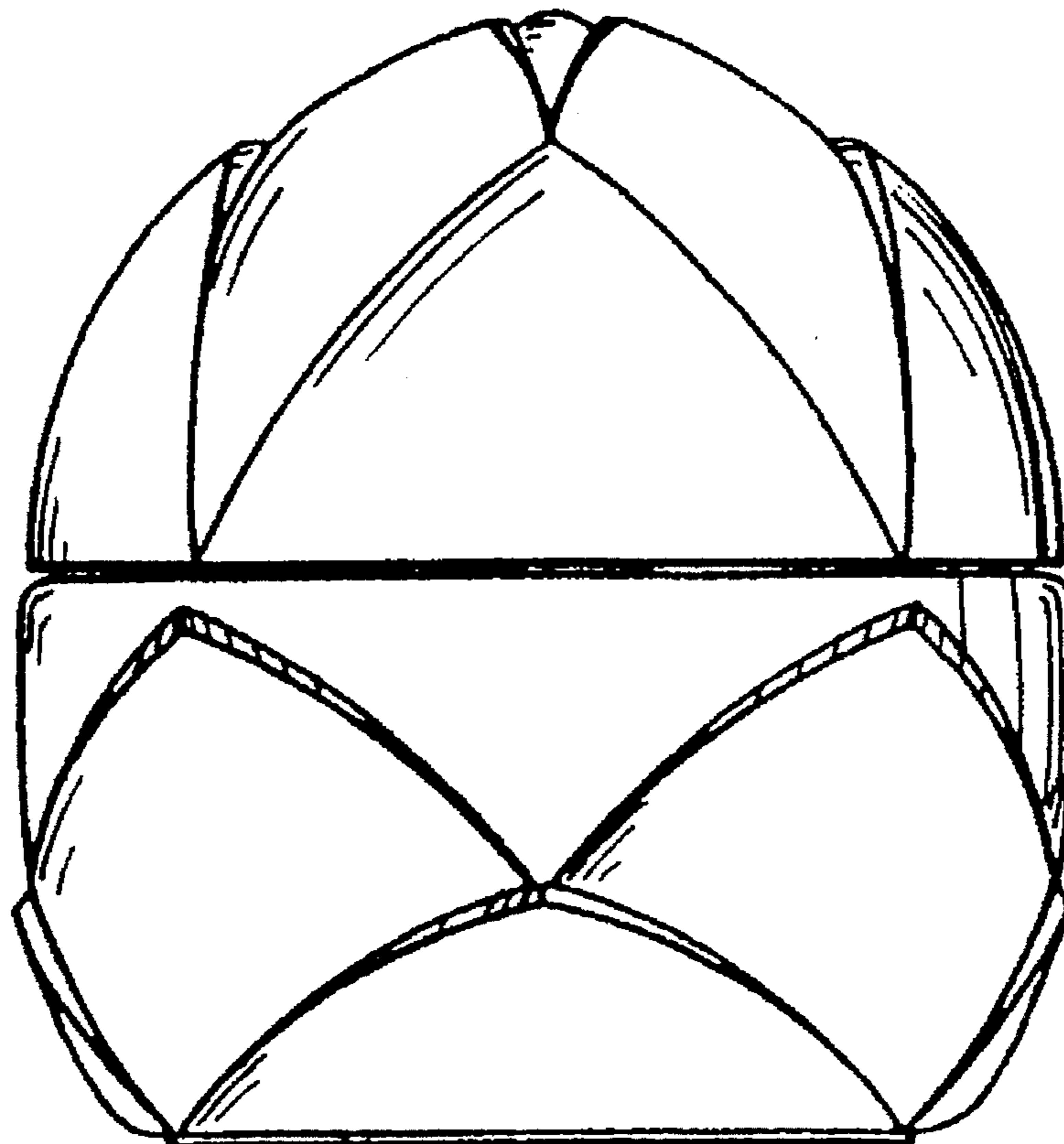


FIG. 1

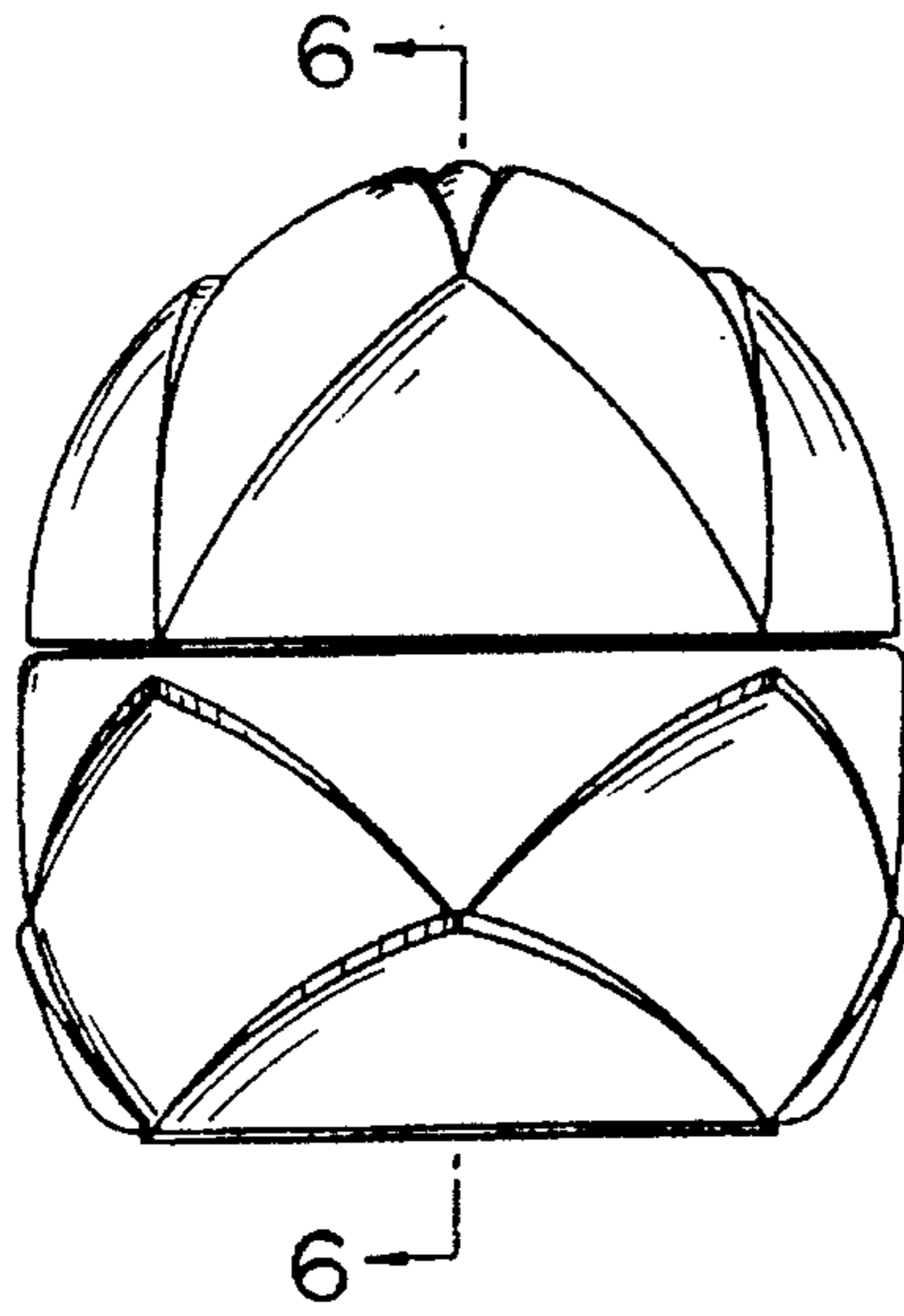


FIG. 2


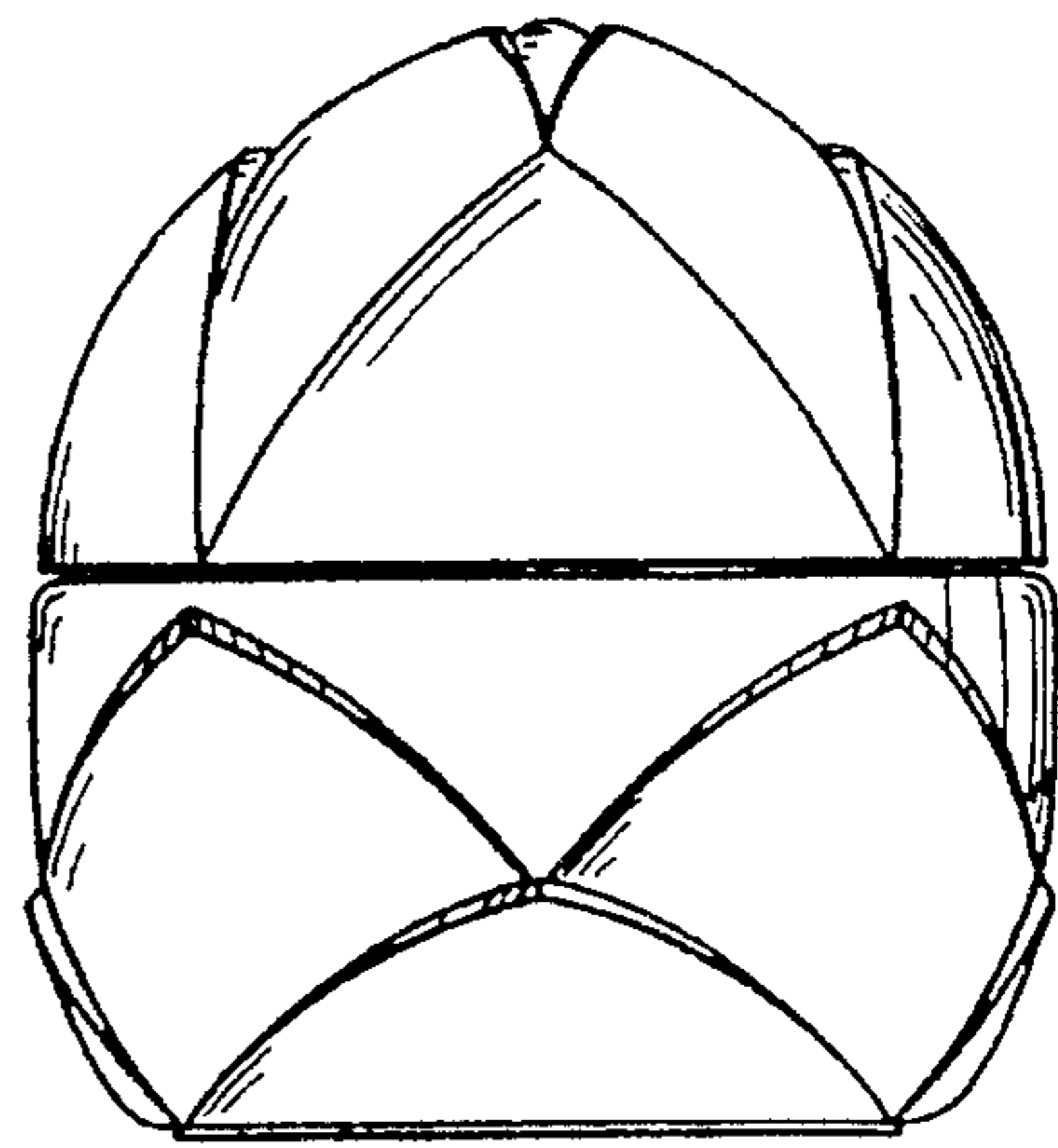


FIG. 3

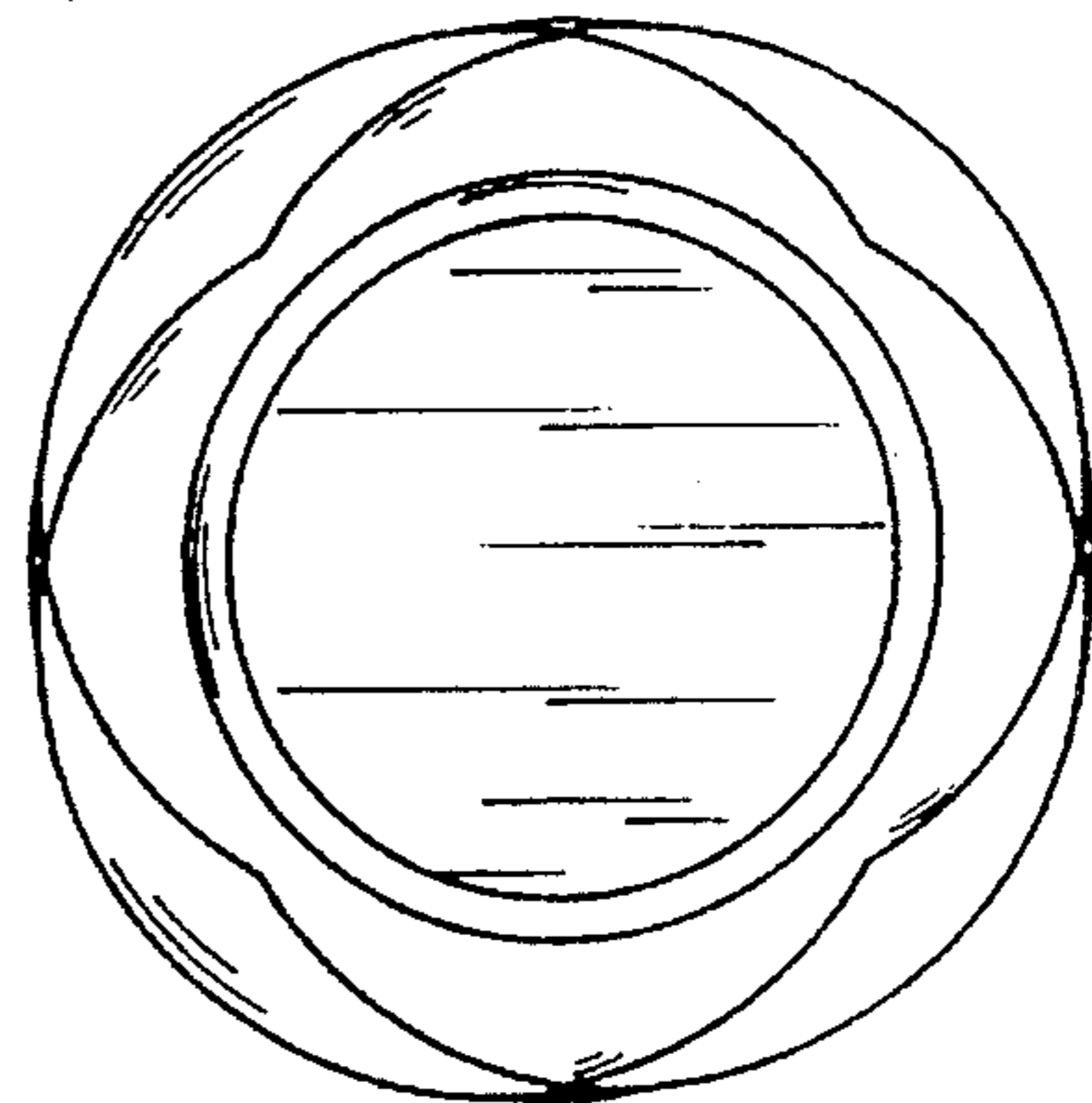


FIG. 4




FIG. 5

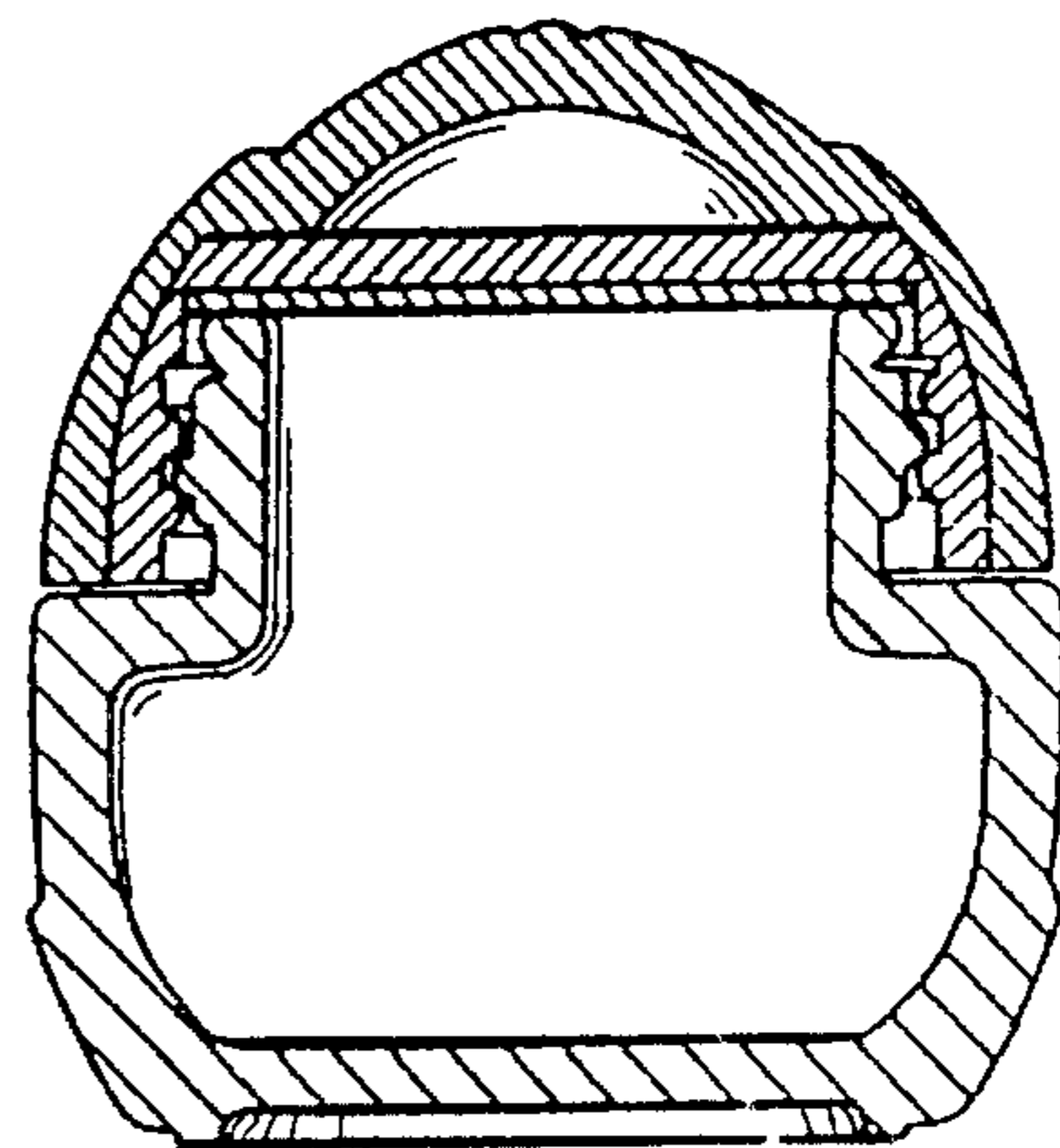


FIG. 6