



US00D368648S

United States Patent [19]

Losier

[11] Patent Number: **Des. 368,648**

[45] Date of Patent: ****Apr. 9, 1996**

[54] **BRACKET FOR OPTICAL AND CARRIER CABLES**

[76] Inventor: **Richard J. Losier**, 118 Warwick Ave., Stratford, Conn. 06497

[**] Term: **14 Years**

[21] Appl. No.: **27,241**

[22] Filed: **Aug. 16, 1994**

[52] U.S. Cl. **D8/356; D8/380; D8/381**

[58] Field of Search **D8/356, 380-381; 248/235, 247, 237, 68.1, 74.1-74.4; D6/572**

[56] **References Cited**

U.S. PATENT DOCUMENTS

D. 31,552	9/1899	Heywood .	
1,087,301	2/1914	Kobert .	
1,129,553	2/1915	Cope	248/68.1 X
1,657,939	1/1928	Rockwell .	
1,830,438	11/1931	Miller	248/68.1 X
2,092,270	9/1937	Anderson .	
2,560,845	7/1951	Carpenter	248/68
3,233,852	2/1966	Azar	248/68.1
3,355,132	11/1967	Jenkins	248/59
3,787,016	1/1974	Laval, Jr.	248/49

3,888,440	6/1975	Rebentisch	248/73
3,888,441	6/1975	Rebentisch	248/73
3,923,277	12/1975	Perrault et al.	248/49
4,261,539	4/1981	Albern et al.	248/73
4,572,466	2/1986	Yamaguchi et al.	248/73
4,709,888	12/1987	Cubit et al.	248/73
4,922,554	5/1990	Hwang	248/68.1 X
4,960,253	10/1990	Perrault et al.	248/68.1

Primary Examiner—A. Hugo Word
Assistant Examiner—Holly H. Baynham
Attorney, Agent, or Firm—Ernest V. Linek

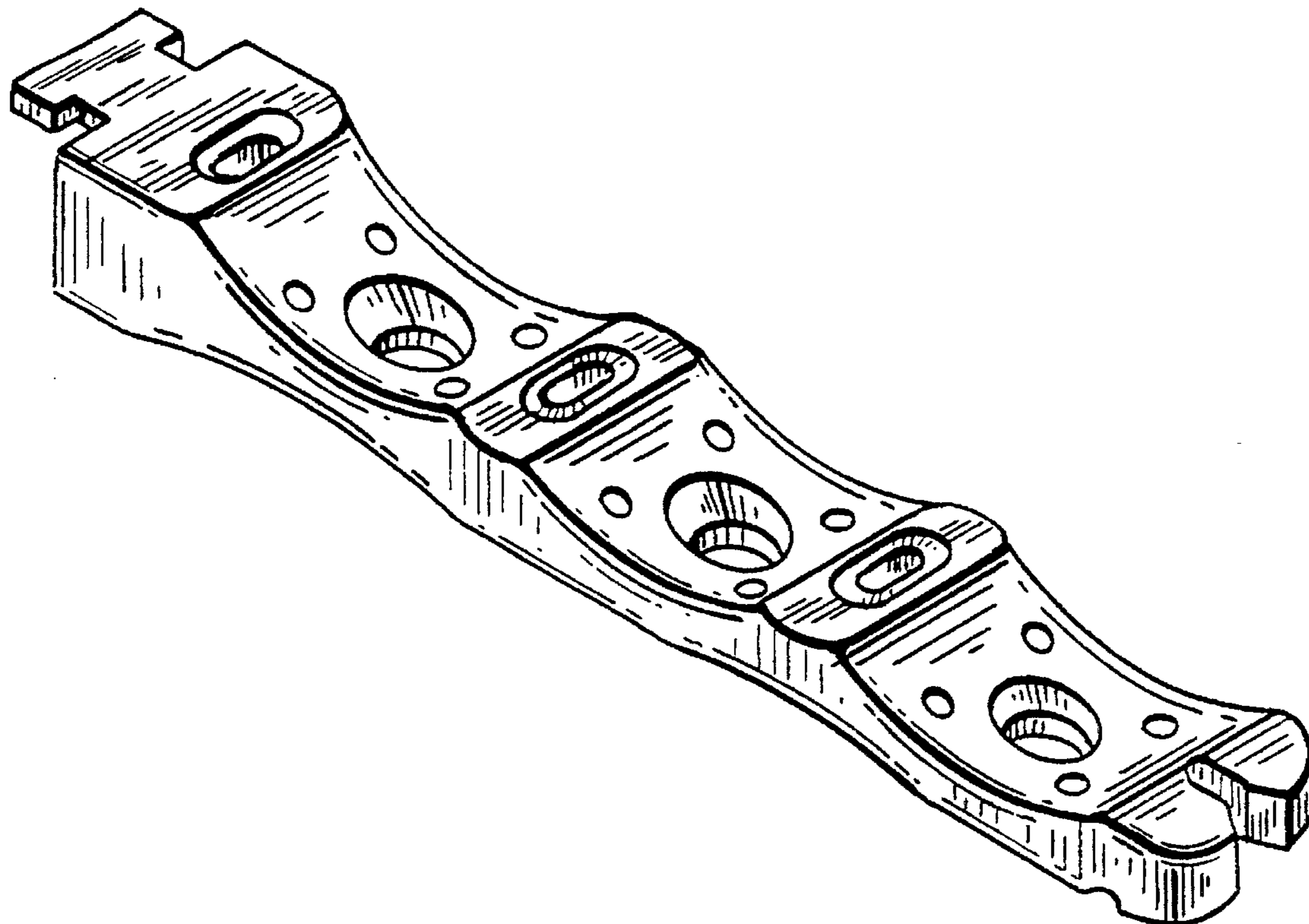
[57] **CLAIM**

The ornamental design of a bracket for optical and carrier cables, as shown and described.

DESCRIPTION

FIG. 1 is a perspective view of the bracket for optical and carrier cables of this invention;
FIG. 2 is a top plan view thereof of this invention;
FIG. 3 is a side elevation view thereof with the opposite side being a mirror image;
FIG. 4 is a bottom plan view thereof of this invention;
FIG. 5 is rear end view thereof of this invention; and,
FIG. 6 is a front end view thereof of this invention.

1 Claim, 2 Drawing Sheets



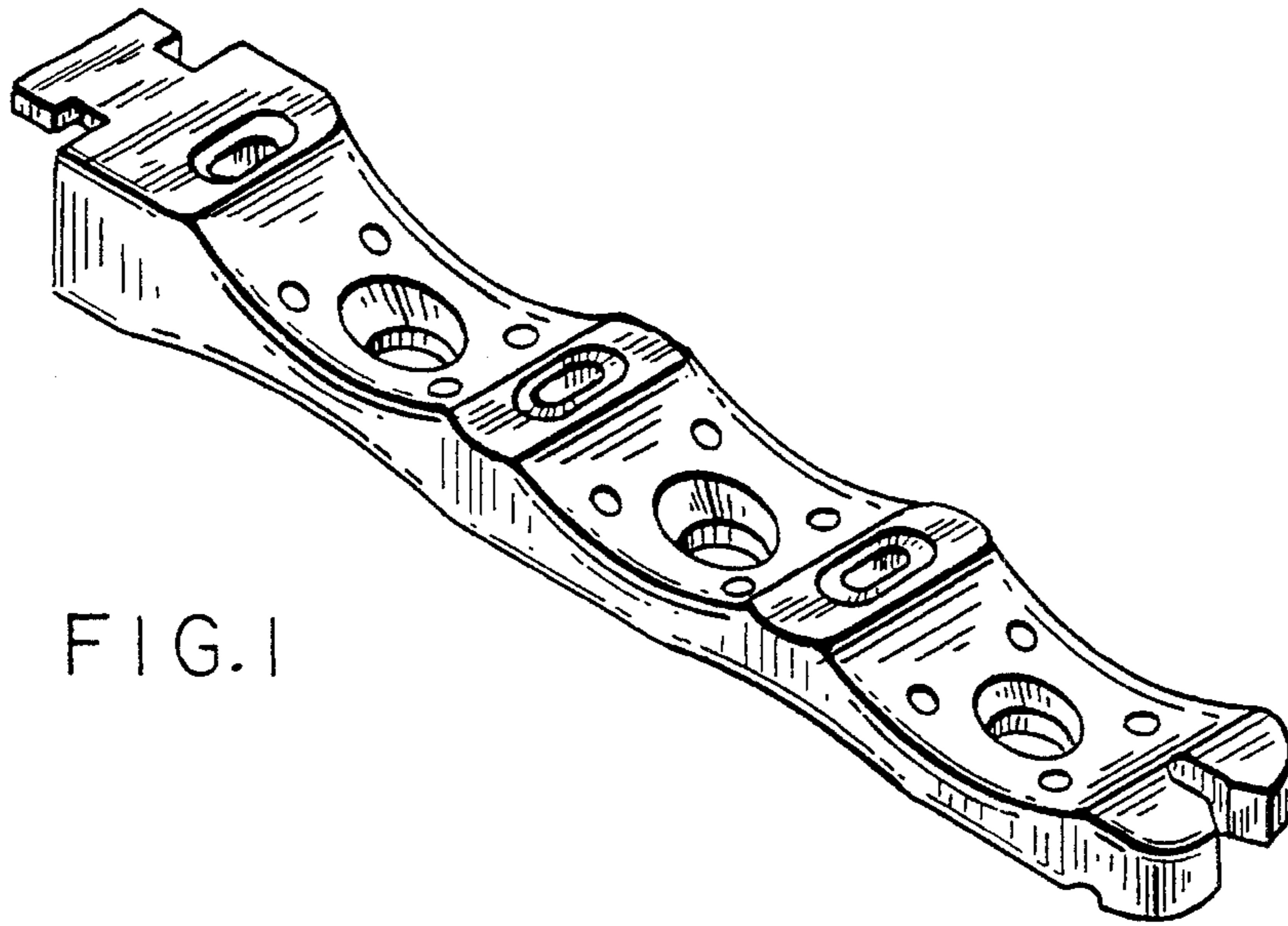


FIG. 1

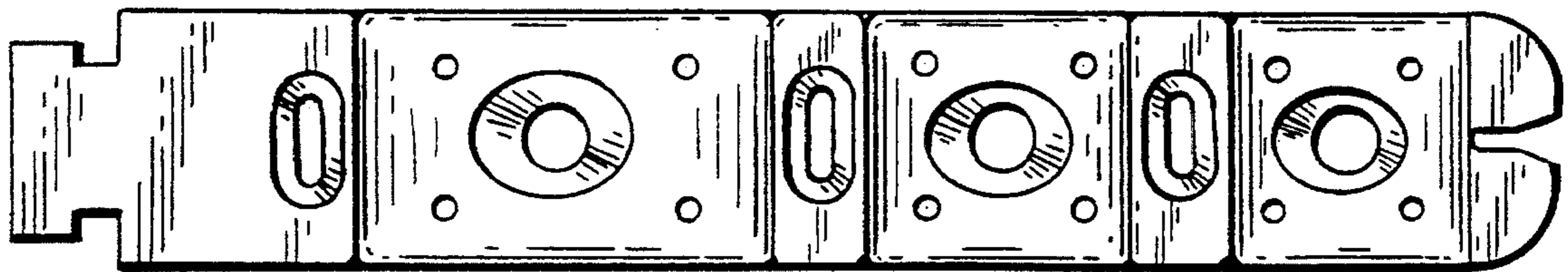


FIG. 2




FIG. 3

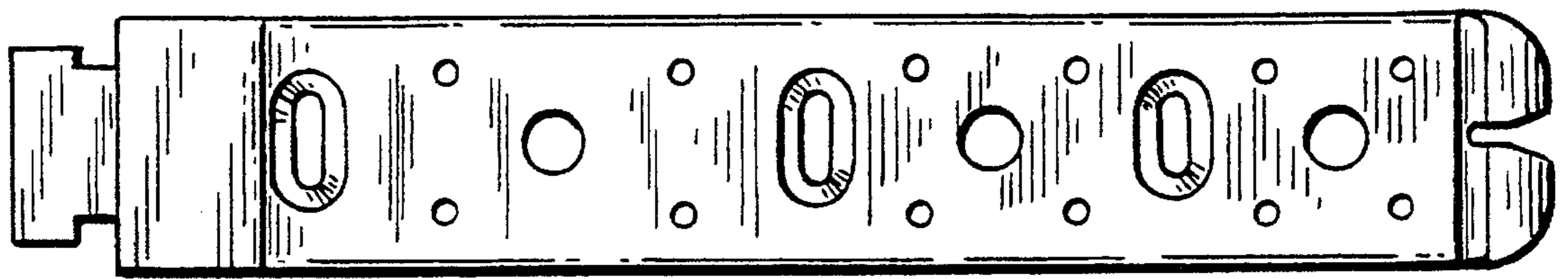


FIG. 4

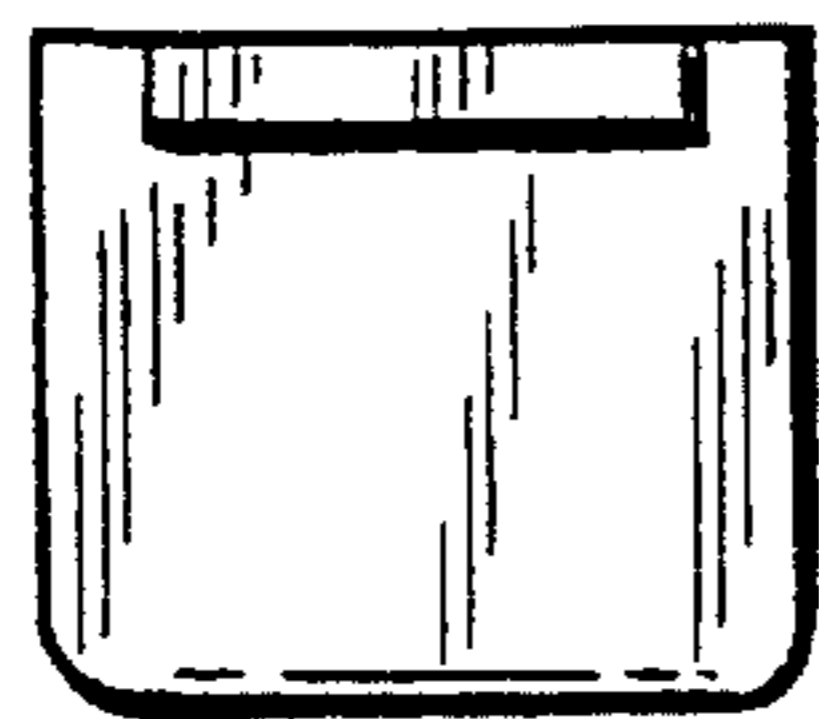


FIG. 5




FIG. 6