



US00D368644S

United States Patent [19]
Bishop

[11] **Patent Number:** **Des. 368,644**
[45] **Date of Patent:** ****Apr. 9, 1996**

[54] **PULL**

[75] Inventor: **William L. Bishop**, Rockford, Ill.

[73] Assignee: **Newell Operating Company**, Freeport, Ill.

[**] Term: **14 Years**

[21] Appl. No.: **34,485**

[22] Filed: **Feb. 6, 1995**

[52] U.S. Cl. **D8/317**

[58] **Field of Search** D8/300, 315-320;
16/110 R, 111 R, 124

[56] **References Cited**

U.S. PATENT DOCUMENTS

D. 123,853 12/1940 Borchers D8/317

OTHER PUBLICATIONS

Cabinet Hardware—National Lock Hardware; p. 6; pull C6280-4L.

American Cabinet Hardware Corp., p. 10; pull ET498.

Primary Examiner—B. J. Bullock
Attorney, Agent, or Firm—Foley & Lardner

[57] **CLAIM**

The ornamental design for a pull, as shown and described.

DESCRIPTION

FIG. 1 is a perspective view of a pull showing my new design;

FIG. 2 is an enlarged top plan view thereof;

FIG. 3 is an enlarged front view thereof;

FIG. 4 is an enlarged bottom plan view thereof;

FIG. 5 is an enlarged rear view thereof;

FIG. 6 is an enlarged right end view thereof, the left end view being a mirror image; and,

FIG. 7 is an enlarged sectional view taken on line 7—7 of FIG. 4.

1 Claim, 1 Drawing Sheet




FIG. 1




FIG. 2




FIG. 3



FIG. 7

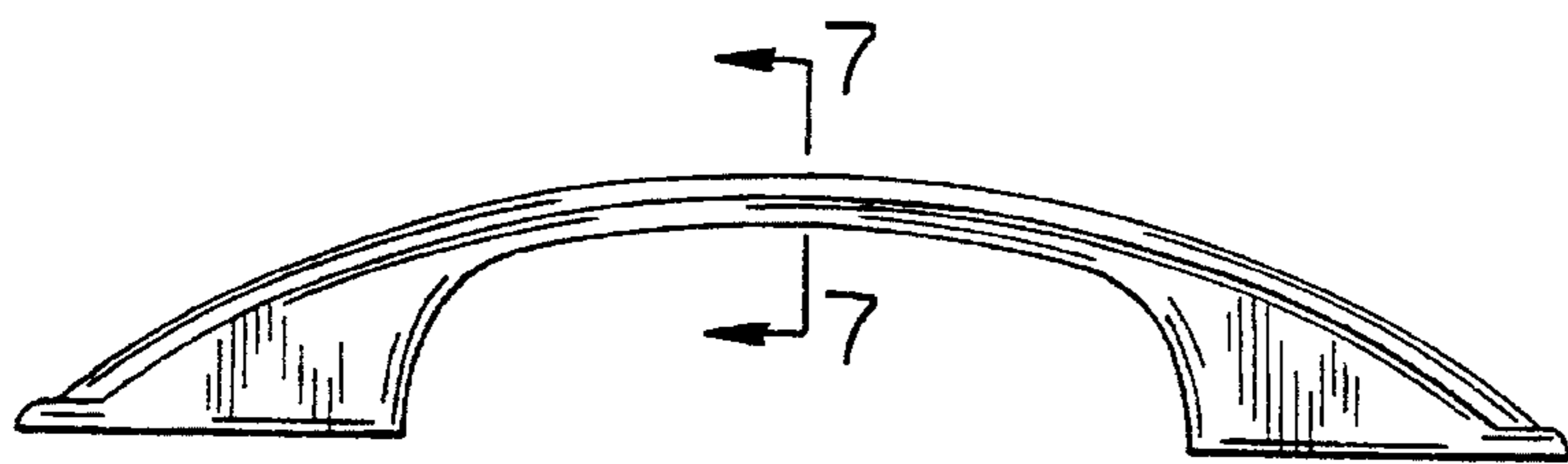


FIG. 4

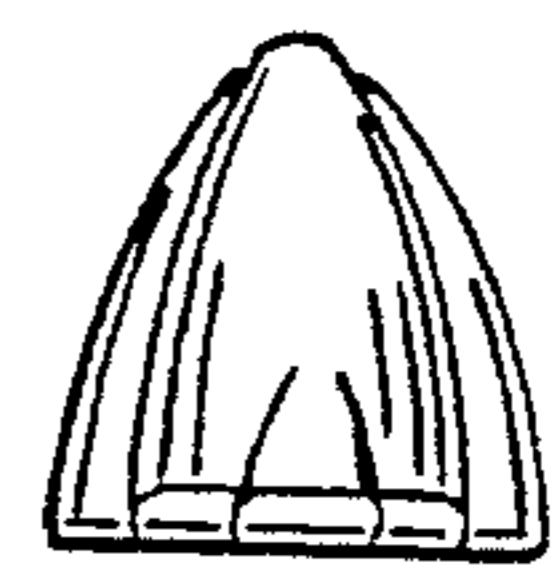


FIG. 6

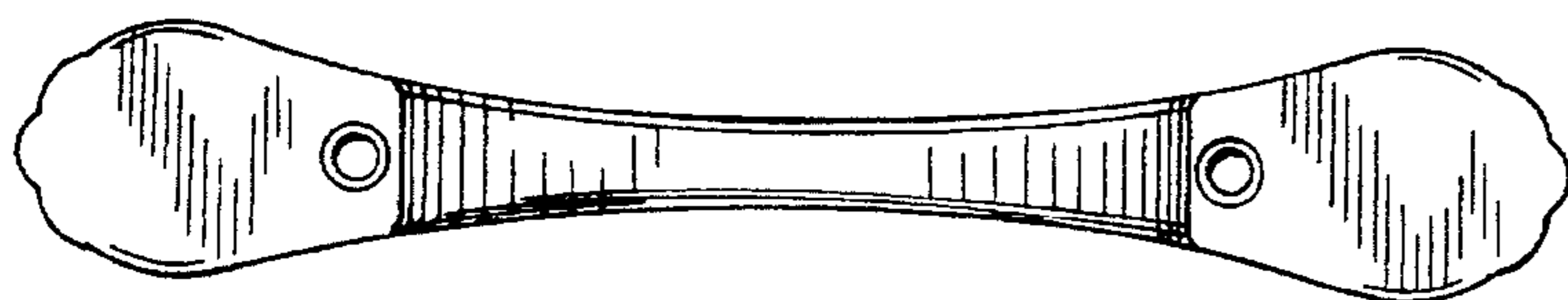


FIG. 5