



US00D368642S

United States Patent [19]
Chieda

[11] **Patent Number: Des. 368,642**
[45] **Date of Patent: **Apr. 9, 1996**

[54] **PULL**

Attorney, Agent, or Firm—Foley & Lardner

[75] Inventor: **Robert Chieda, Wheaton, Ill.**

[57] **CLAIM**

[73] Assignee: **Newell Operating Company, Freeport, Ill.**

The ornamental design for a pull, as shown and described.

[**] Term: **14 Years**

DESCRIPTION

[21] Appl. No.: **34,482**

FIG. 1 is a perspective view of a pull showing my new design;

[22] Filed: **Feb. 6, 1995**

[52] U.S. Cl. **D8/317**

FIG. 2 is an enlarged top plan view thereof;

[58] Field of Search D8/300, 315-320,
D8/307; 16/110 R, 111 R, 124

FIG. 3 is an enlarged front view thereof;

FIG. 4 is an enlarged bottom plan view thereof;

[56] **References Cited**

U.S. PATENT DOCUMENTS

- D. 197,212 12/1963 Clayton D8/307
- D. 197,961 4/1964 Heyer D8/317
- D. 205,886 10/1966 Clayton D8/317

FIG. 5 is an enlarged rear view thereof;

FIG. 6 is an enlarged right end view thereof, the left end view being a mirror image; and,

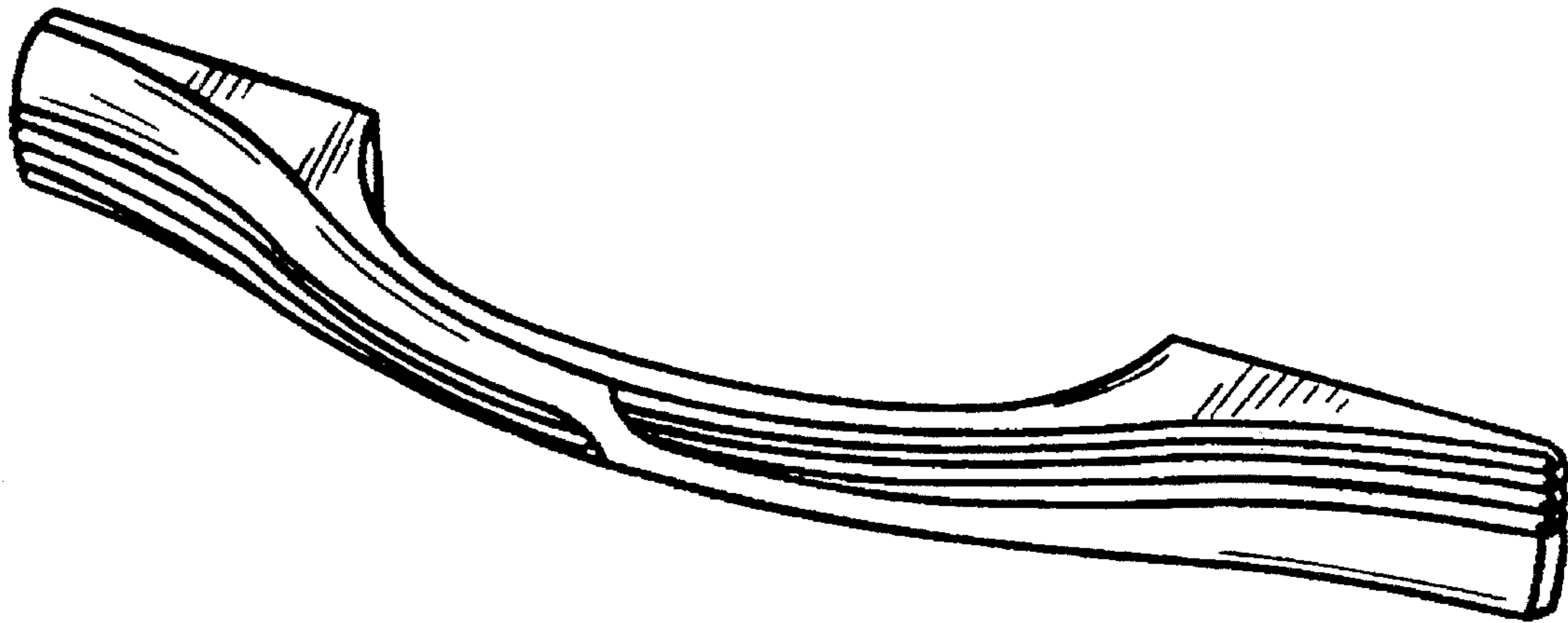
FIG. 7 is an enlarged sectional view taken on line 7—7 of FIG. 4.

OTHER PUBLICATIONS

- Amerock Hardware Cat. C-2094; p. 16; pull 444.
- Belwith International, Ltd. Cat.; ©1978; p. 23; pull P135.

Primary Examiner—B. J. Bullock

1 Claim, 1 Drawing Sheet



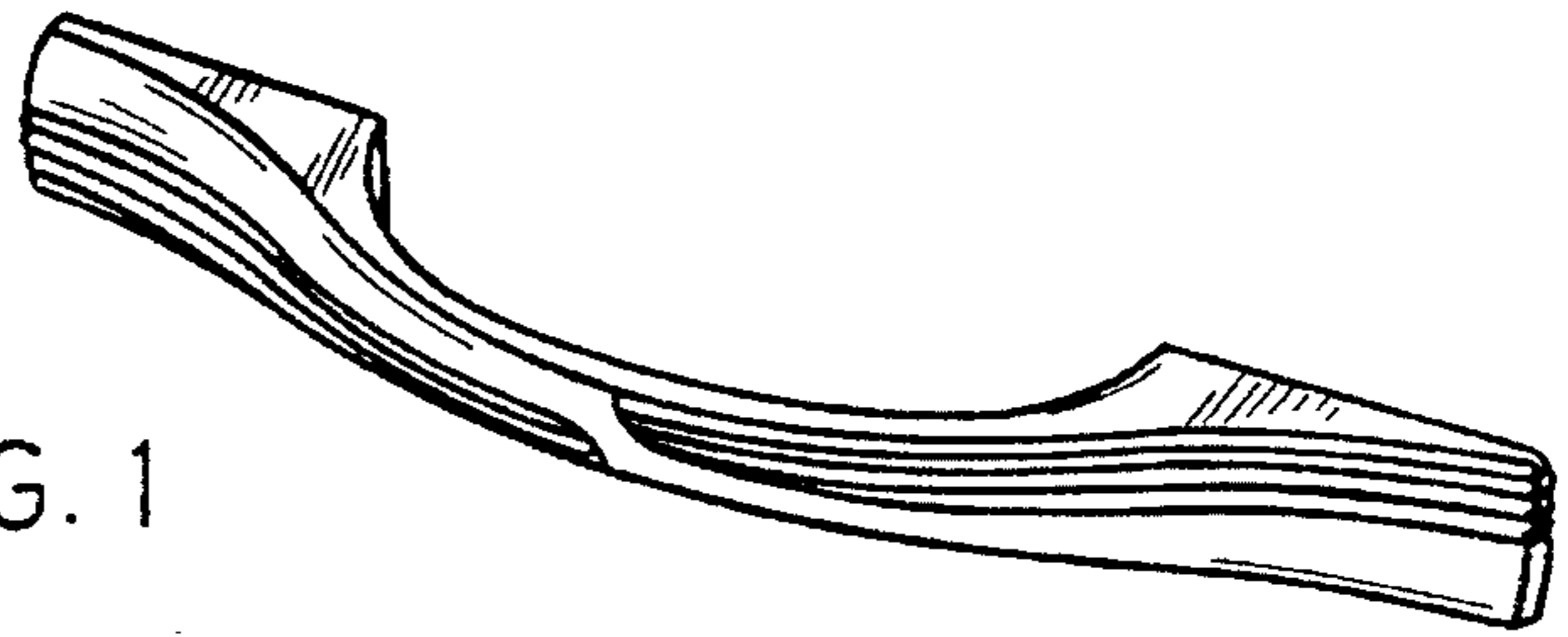


FIG. 1



FIG. 2



FIG. 3



FIG. 7

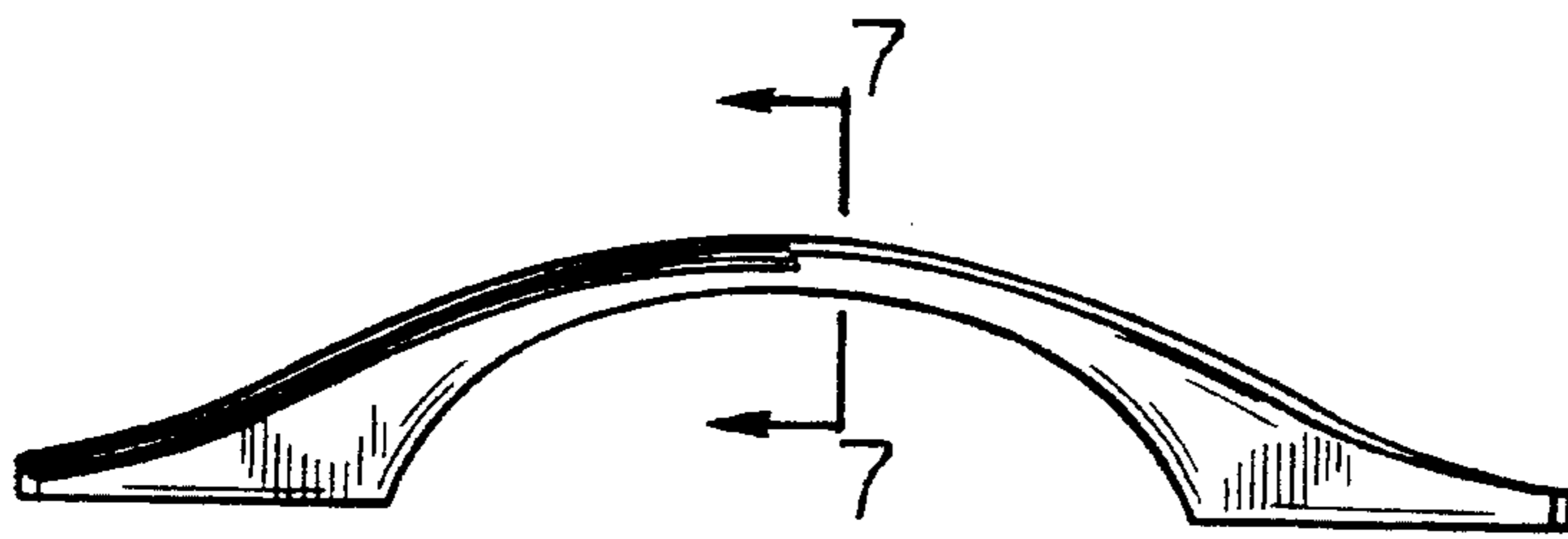


FIG. 4



FIG. 6




FIG. 5