



US00D368641S

**United States Patent** [19]  
**Chieda**

[11] **Patent Number: Des. 368,641**  
[45] **Date of Patent: \*\*Apr. 9, 1996**

[54] **PULL**

[75] Inventor: **Robert Chieda, Wheaton, Ill.**

[73] Assignee: **Newell Operating Company, Freeport, Ill.**

[\*\*] Term: **14 Years**

[21] Appl. No.: **34,465**

[22] Filed: **Feb. 6, 1995**

[52] U.S. Cl. .... **D8/317**

[58] Field of Search ..... D8/300, 315-320;  
16/110 R, 111 R, 124

[56] **References Cited**

**U.S. PATENT DOCUMENTS**

D. 100,722	8/1936	Snyder et al. ....	D8/308
D. 123,853	12/1940	Borchers .....	D8/317
D. 189,125	11/1960	Faber .....	D8/317
D. 238,478	1/1976	Clayton .....	D8/317
D. 363,206	10/1995	Chieda .....	D8/317

**OTHER PUBLICATIONS**

Cabinet Hardware—National Lock Hardware; p. 6; pull C6282-4L.

*Primary Examiner*—B. J. Bullock  
*Attorney, Agent, or Firm*—Foley & Lardner

[57] **CLAIM**

The ornamental design for a pull, as shown and described.

**DESCRIPTION**

FIG. 1 is a perspective view of a pull showing my new design;  
FIG. 2 is an enlarged top plan view thereof;  
FIG. 3 is an enlarged front view thereof;  
FIG. 4 is an enlarged bottom plan view thereof;  
FIG. 5 is an enlarged rear view thereof; and,  
FIG. 6 is an enlarged right end view thereof, the left end view being a mirror image.

**1 Claim, 1 Drawing Sheet**






FIG. 1



FIG. 2




FIG. 3




FIG. 4

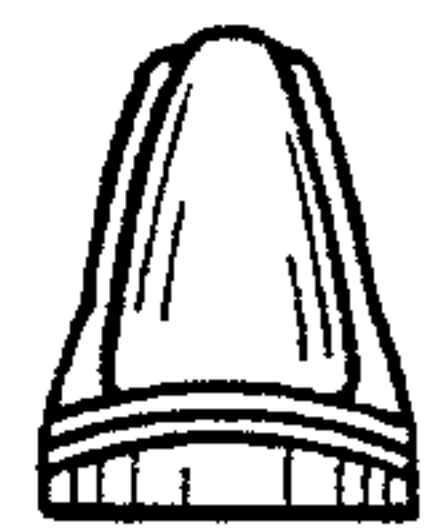


FIG. 6




FIG. 5