



US00D368638S

United States Patent [19]
Sonnenleiter

[11] **Patent Number: Des. 368,638**
[45] **Date of Patent: **Apr. 9, 1996**

[54] **KNOB**

[75] **Inventor: G. Ronald Sonnenleiter**, Sun City West, Ariz.

[73] **Assignee: Newell Operating Company**, Freeport, Ill.

[**] **Term: 14 Years**

[21] **Appl. No.: 34,456**

[22] **Filed: Feb. 6, 1995**

[52] **U.S. Cl. D8/310**

[58] **Field of Search D8/300, 307, 310; 16/110 R, 121**

[56] **References Cited**

U.S. PATENT DOCUMENTS

| | | | | |
|------------|--------|-----------|-------|--------|
| D. 221,052 | 7/1971 | McCain | | D8/310 |
| D. 248,445 | 7/1978 | Palm, Jr. | | D8/310 |
| D. 326,219 | 5/1992 | Clayton | | D8/310 |
| D. 327,407 | 6/1992 | Clayton | | D8/310 |

OTHER PUBLICATIONS

American Cabinet Hardware Corp; Cat. 139; ©1939; p. 209; Knob. 650.

Jaybee Solid Brass Collection; Cat. p. 13; Knob B 423-03-01.

Primary Examiner—B. J. Bullock

Attorney, Agent, or Firm—Foley & Lardner

[57] **CLAIM**

The ornamental design for a knob, as shown and described.

DESCRIPTION

FIG. 1 is a perspective view of a knob showing my new design;

FIG. 2 is an enlarged front view thereof;

FIG. 3 is an enlarged right side view thereof, the left side view being a mirror image;

FIG. 4 is an enlarged bottom plan view thereof; and,

FIG. 5 is an enlarged rear view thereof.

1 Claim, 1 Drawing Sheet




FIG. 1




FIG. 2

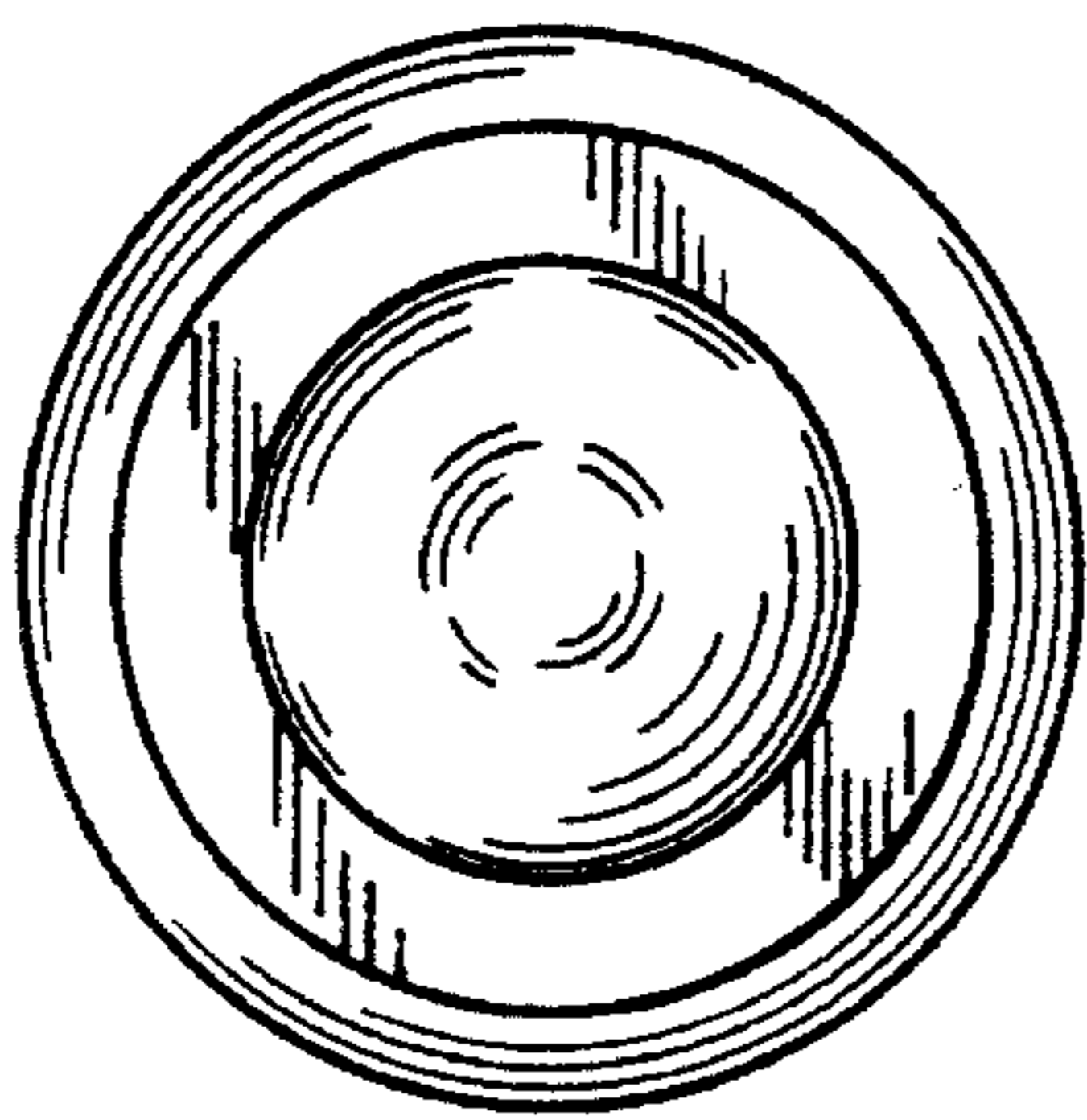


FIG. 3

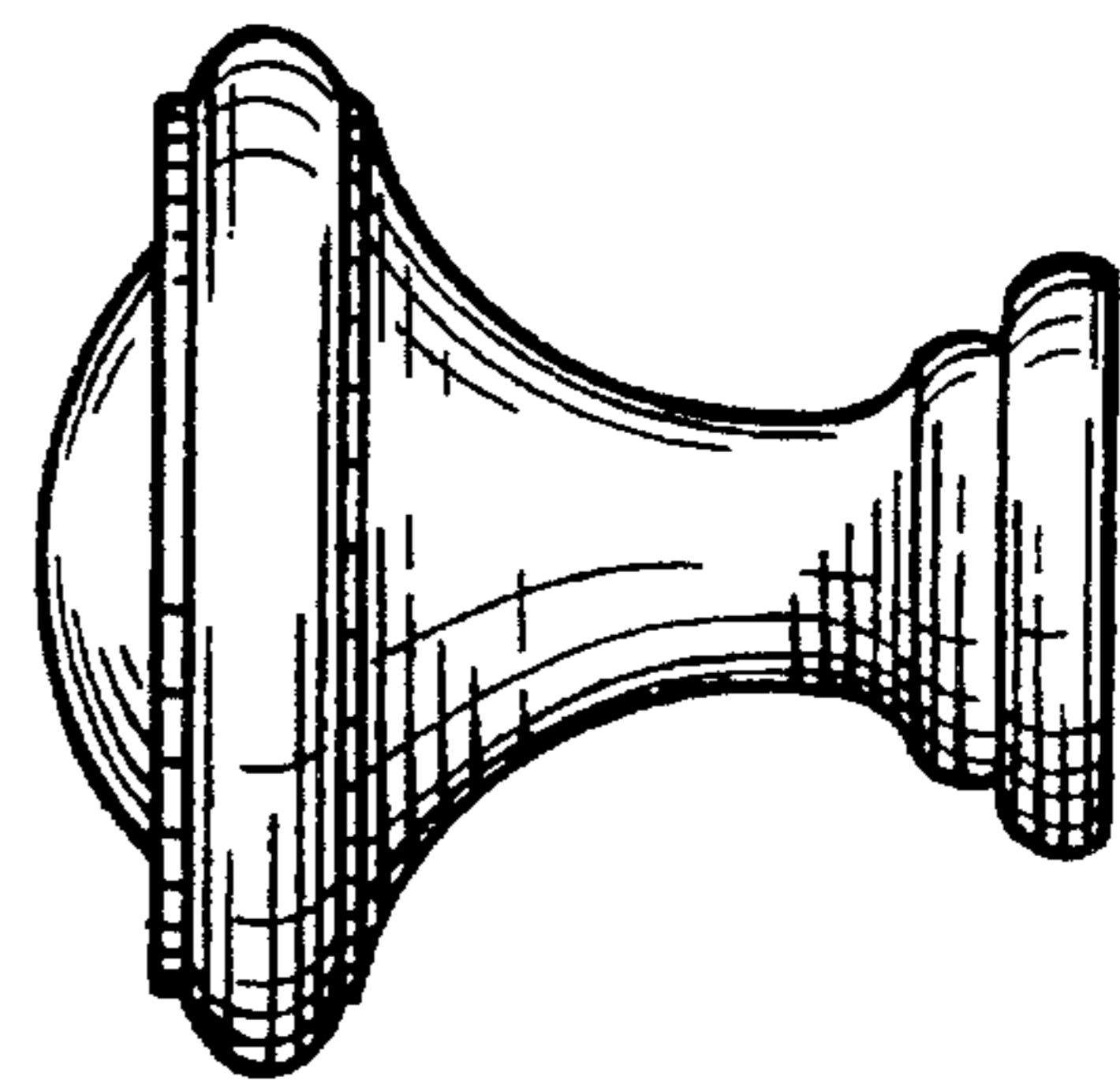


FIG. 4

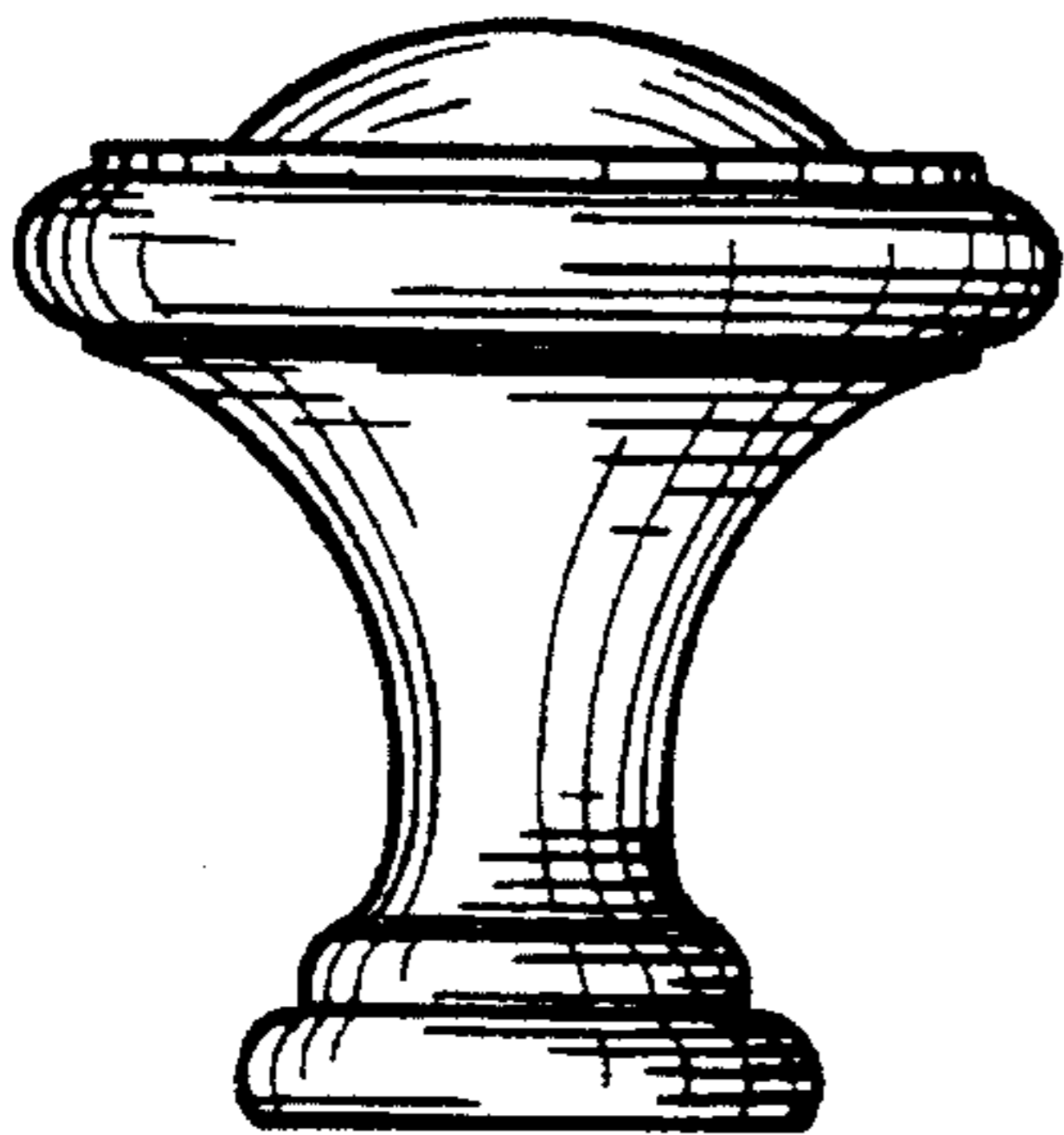


FIG. 5

