



US00D368633S

United States Patent [19] Nakayama

[11] **Patent Number:** **Des. 368,633**
[45] **Date of Patent:** ****Apr. 9, 1996**

[54] **KEYHOLE SAW**
[75] Inventor: **Toshiro Nakayama**, Rolling Hills Estate, Calif.
[73] Assignee: **Takagi Tools, Inc.**, Wilmington, Calif.
[**] Term: **14 Years**
[21] Appl. No.: **25,146**
[22] Filed: **Jun. 7, 1994**
[52] U.S. Cl. **D8/95**
[58] **Field of Search** D8/107, 95, 97, D8/98; D7/693; D22/118; 30/340, 519, 517, 506, 509

3,480,055 11/1969 Pointe 30/517
4,712,304 12/1987 Sanelli 30/343
4,841,638 6/1989 Bardeen et al. 30/517

Primary Examiner—Ted Shooman
Assistant Examiner—Philip Hyder
Attorney, Agent, or Firm—Nikaido, Marmelstein, Murray & Oram

[57] CLAIM

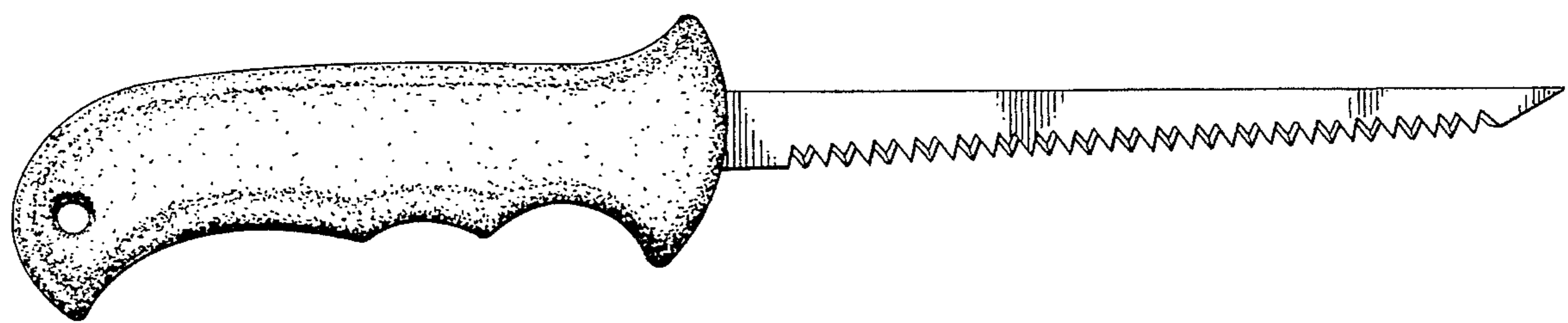
The ornamental design for a keyhole saw, as shown and described.

DESCRIPTION

FIG. 1 is a front elevational view of a keyhole saw showing my new design;
FIG. 2 is a rear elevational view thereof;
FIG. 3 is a top plan view thereof;
FIG. 4 is a bottom plan view thereof;
FIG. 5 is a right side elevational view thereof;
FIG. 6 is a left side elevational view thereof;
FIG. 7 is an fragmentary rear elevational view of the saw tip, shown on an enlarged scale; and,
FIG. 8 is an fragmentary bottom plan view of the saw tip, shown on an enlarged scale.

1 Claim, 3 Drawing Sheets

[56] **References Cited**
U.S. PATENT DOCUMENTS
D. 162,736 4/1951 Huxtable D8/95
D. 257,943 1/1981 Finlay D8/95
D. 268,694 4/1983 Liukko et al. D22/118
D. 300,601 4/1989 Himbert et al. D8/98
D. 305,257 12/1989 Bendickson et al. D22/118
D. 306,817 3/1990 McMorrough D8/99
D. 309,557 7/1990 Quenessen D7/693
D. 353,299 12/1994 Beltrami, Sr. D7/693



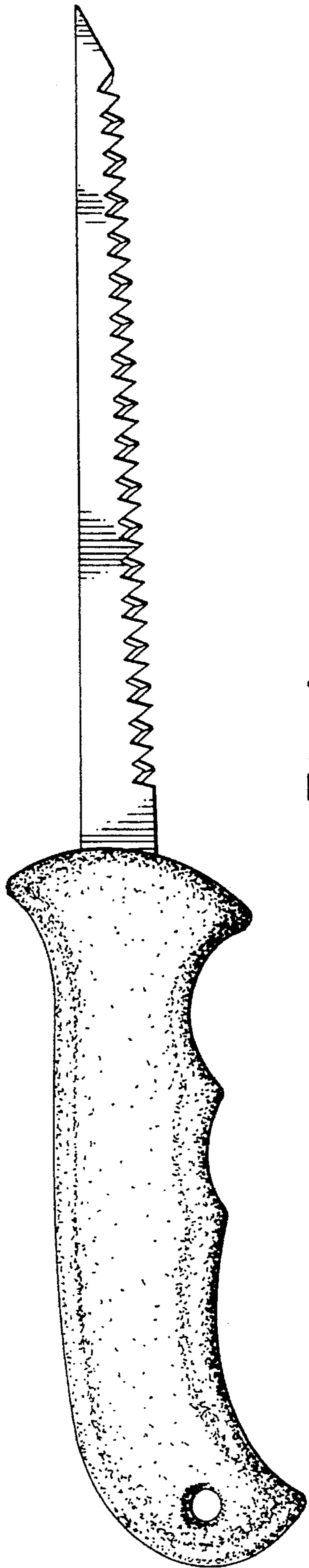


Fig. 1

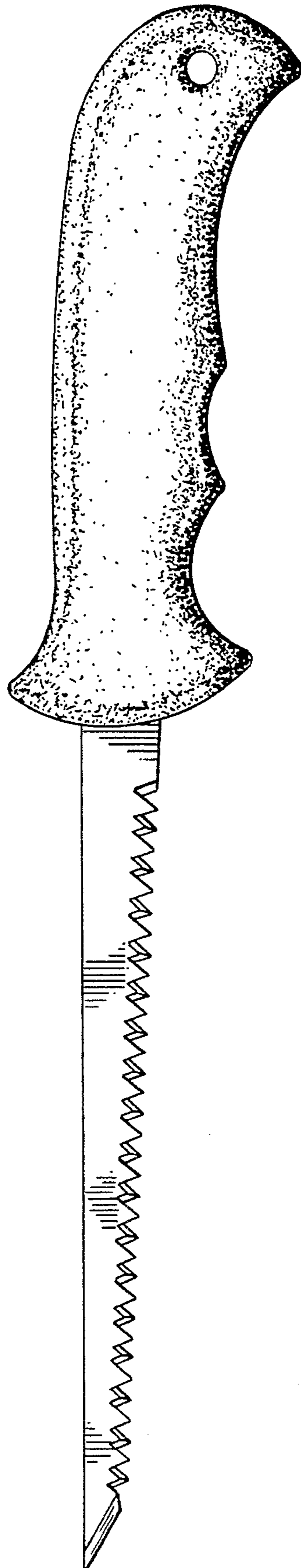


Fig. 2

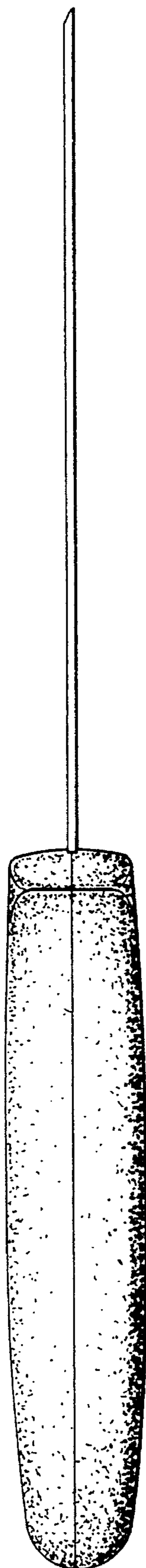


Fig. 3

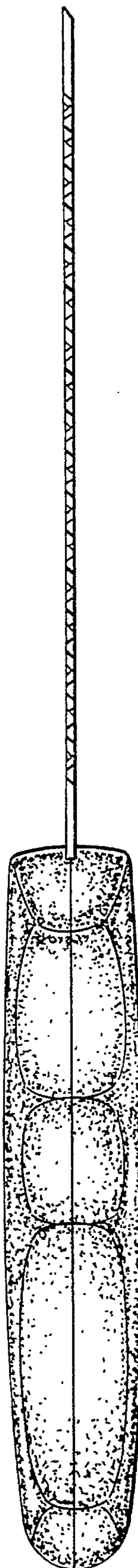


Fig. 4

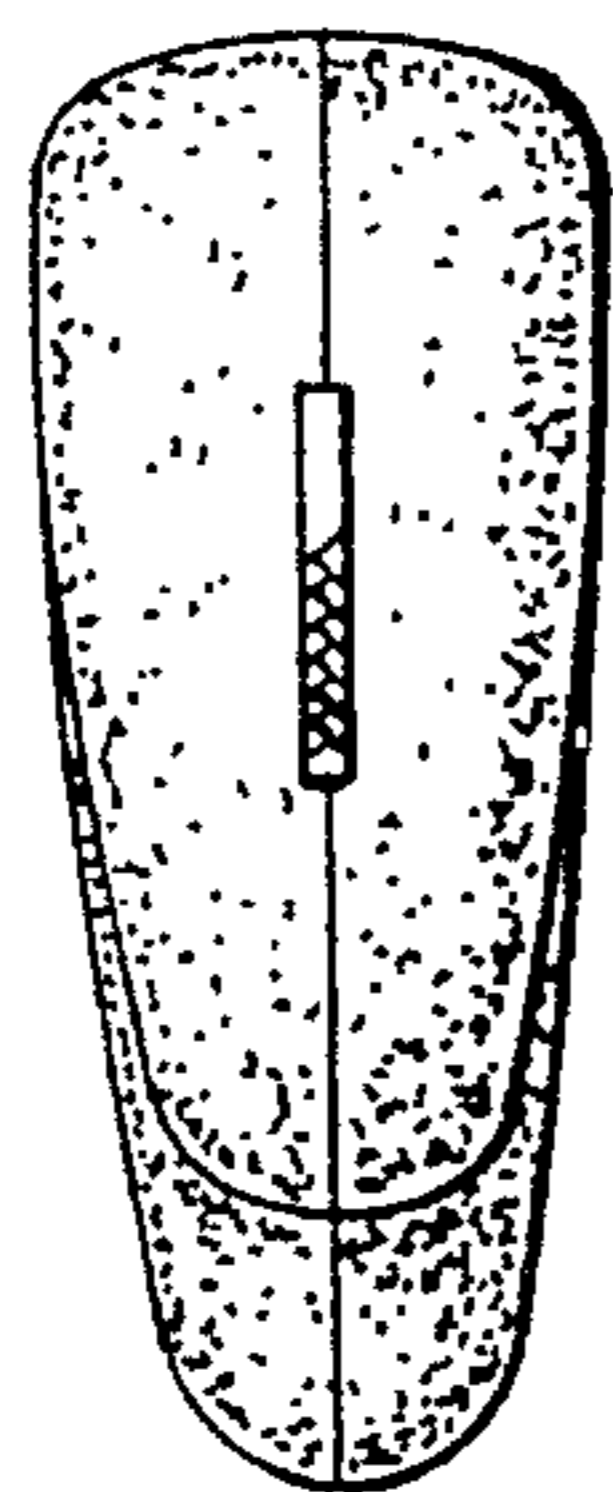


Fig. 5

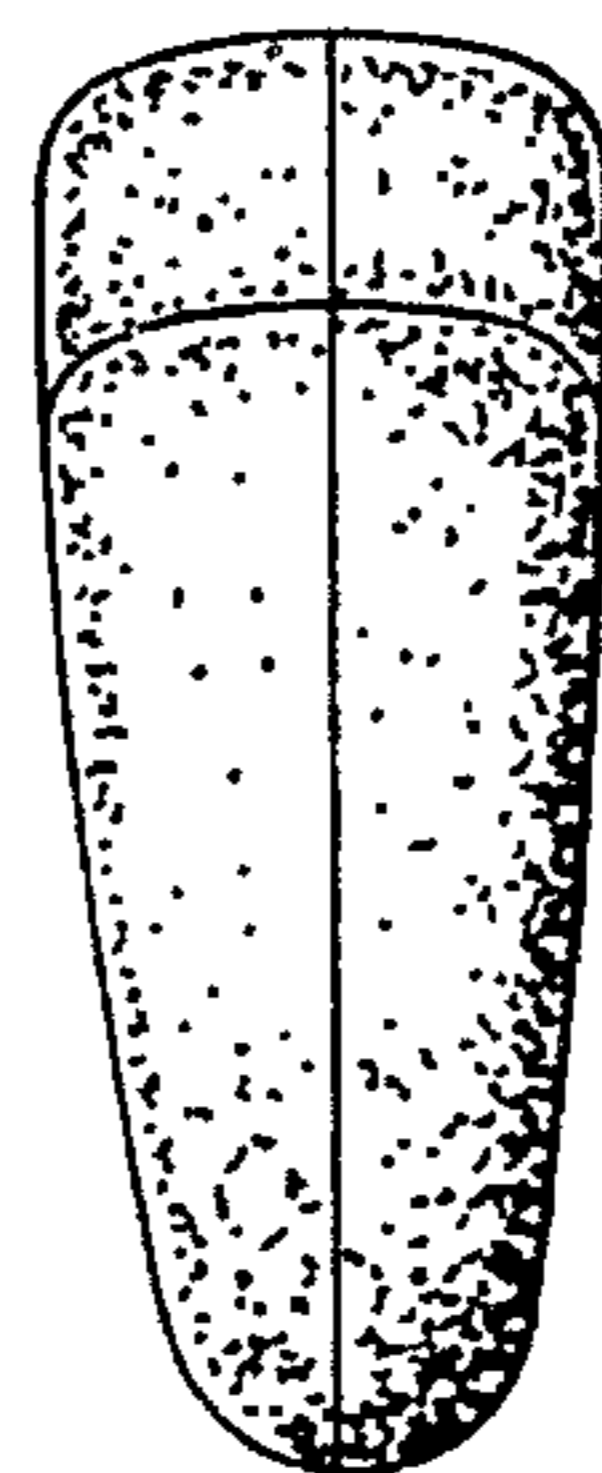


Fig. 6

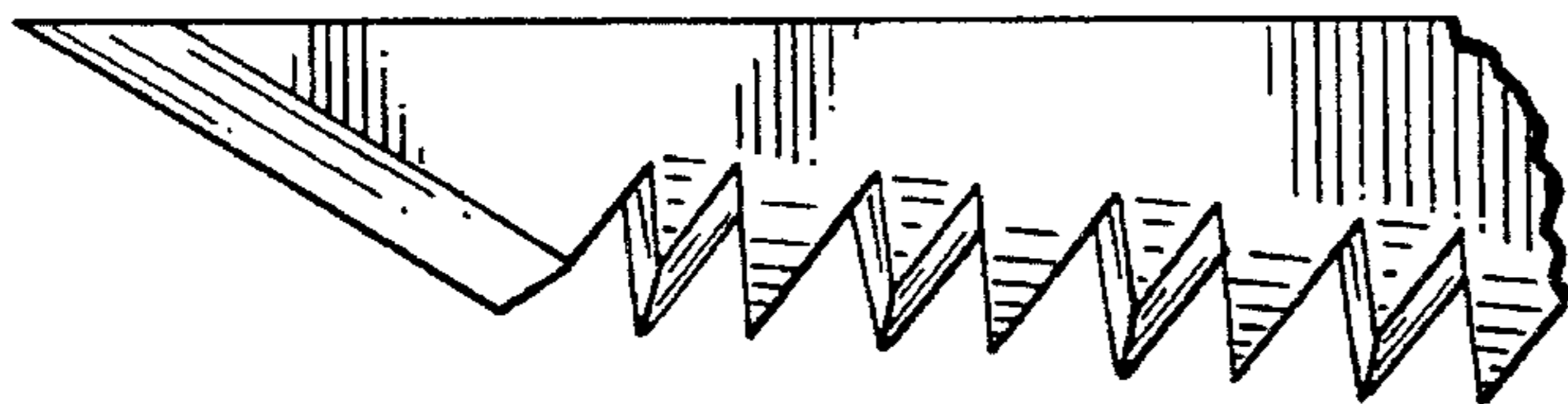


Fig. 7

Fig. 8

