



US00D368624S

United States Patent [19]
Forrer

[11] **Patent Number: Des. 368,624**
[45] **Date of Patent: **Apr. 9, 1996**

[54] **CUP LID**

[76] **Inventor: Scott M. Forrer, 1238 Lizbeth La., Cedarburg, Wis. 53012**

[**] **Term: 14 Years**

[21] **Appl. No.: 39,697**

[22] **Filed: Jun. 2, 1995**

[52] **U.S. Cl. D7/392.1; D7/510; D9/447**

[58] **Field of Search D7/392.1, 505, D7/507, 509, 510, 511, 533, 536, 534; D9/442, 434, 435; D24/197; 215/387, 396; 220/713, 719, 717**

[56] **References Cited**

U.S. PATENT DOCUMENTS

- D. 143,289 12/1945 Elsas et al. D9/447
- D. 259,231 5/1981 Kozlow, Sr. D7/510 X
- D. 279,752 7/1985 Jagger D7/534 X

- D. 316,517 4/1991 Coy D9/447
- D. 329,981 10/1992 Card D9/447
- D. 346,932 5/1994 Cauterees et al. D7/507
- D. 361,469 8/1995 Young D7/392.1
- 4,243,156 1/1981 Lobbstaes 220/713

Primary Examiner—M. N. Pandozzi
Attorney, Agent, or Firm—Joseph S. Heino

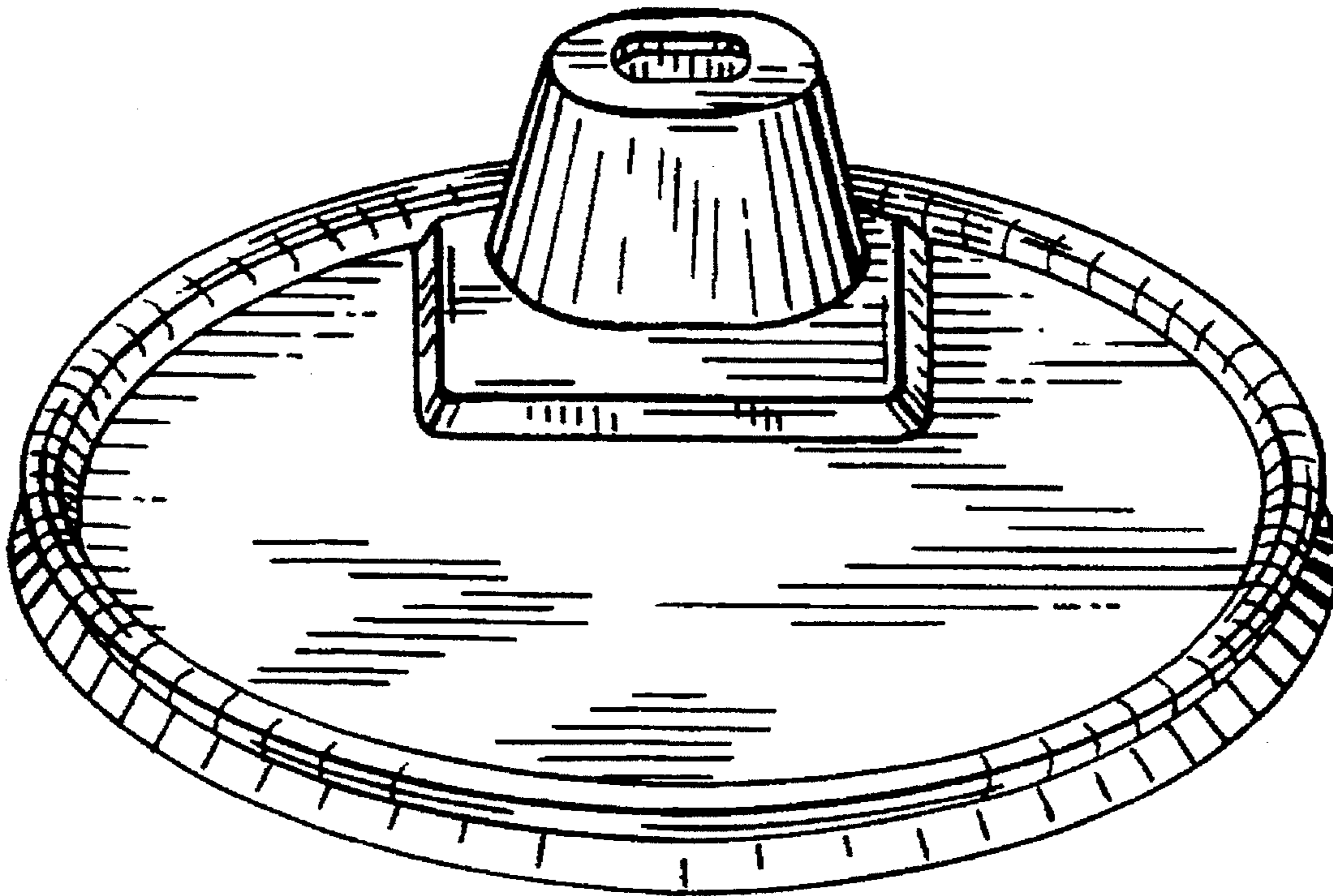
[57] **CLAIM**

The ornamental design for a cup lid, as shown and described.

DESCRIPTION

FIG. 1 is a top and front perspective view of the cup lid showing my new design;
FIG. 2 is a top plan view thereof;
FIG. 3 is a front elevational view thereof;
FIG. 4 is a right side elevational view thereof; and,
FIG. 5 is a bottom plan view thereof.

1 Claim, 1 Drawing Sheet



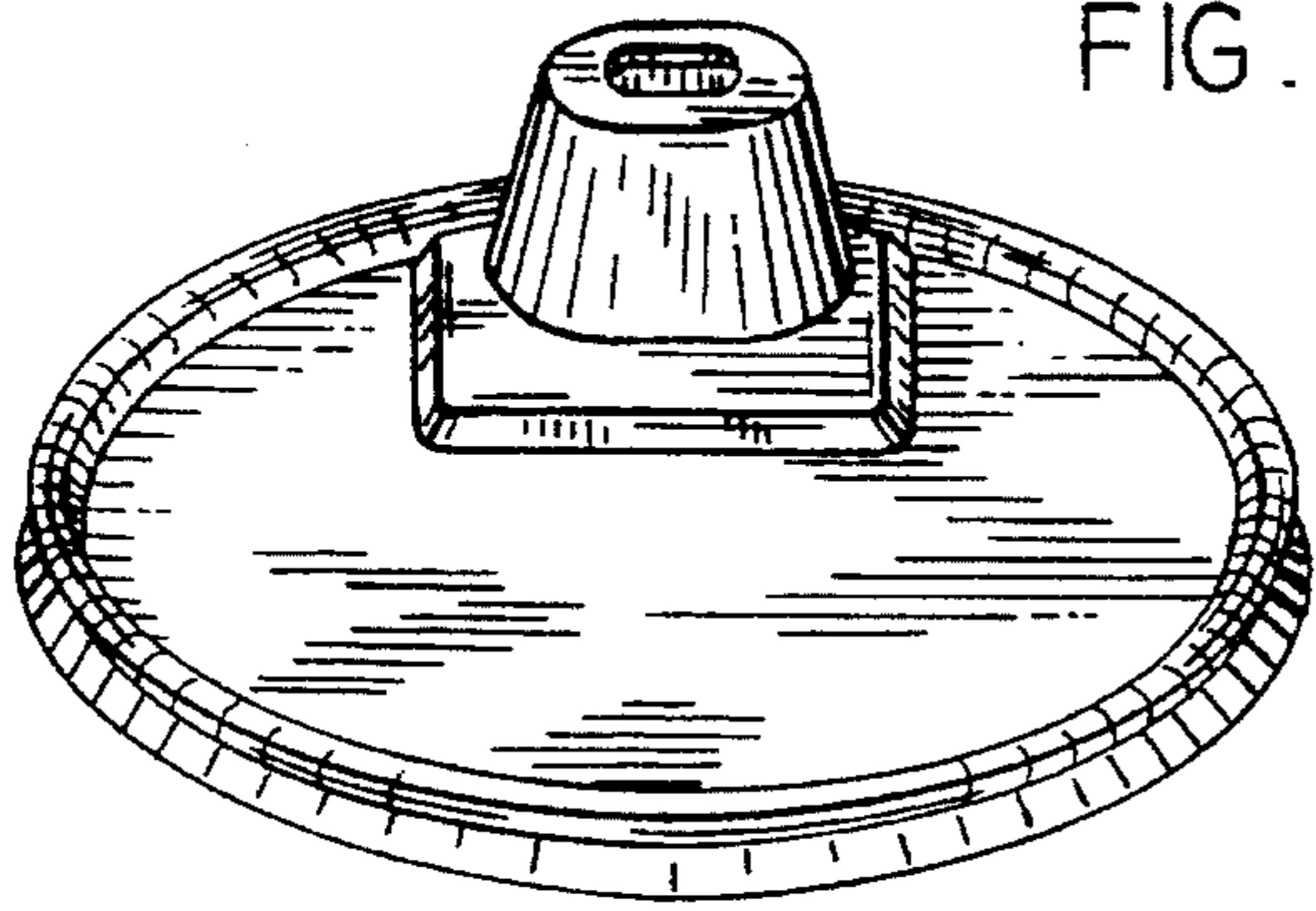


FIG. 1

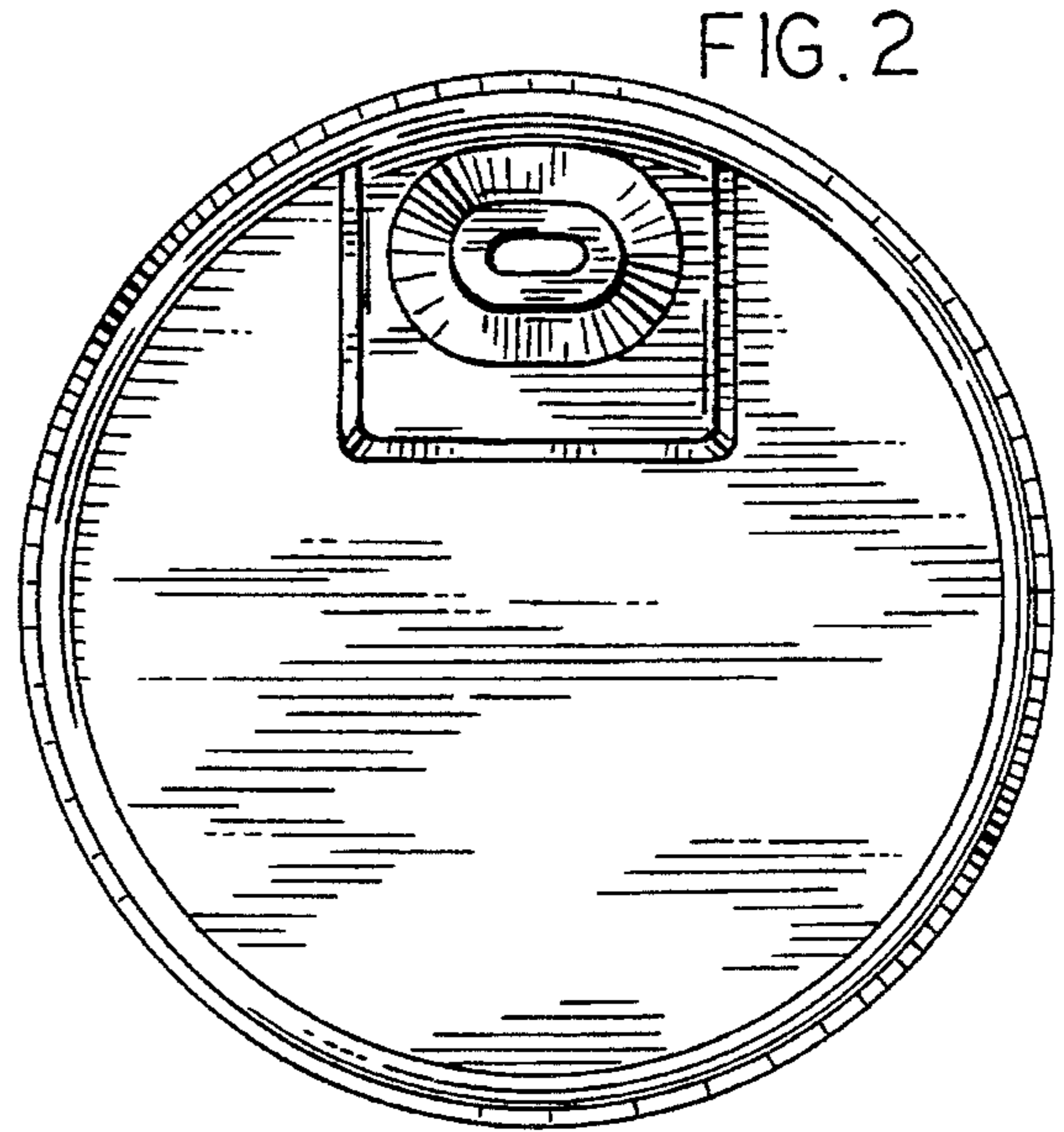


FIG. 2




FIG. 3



FIG. 4

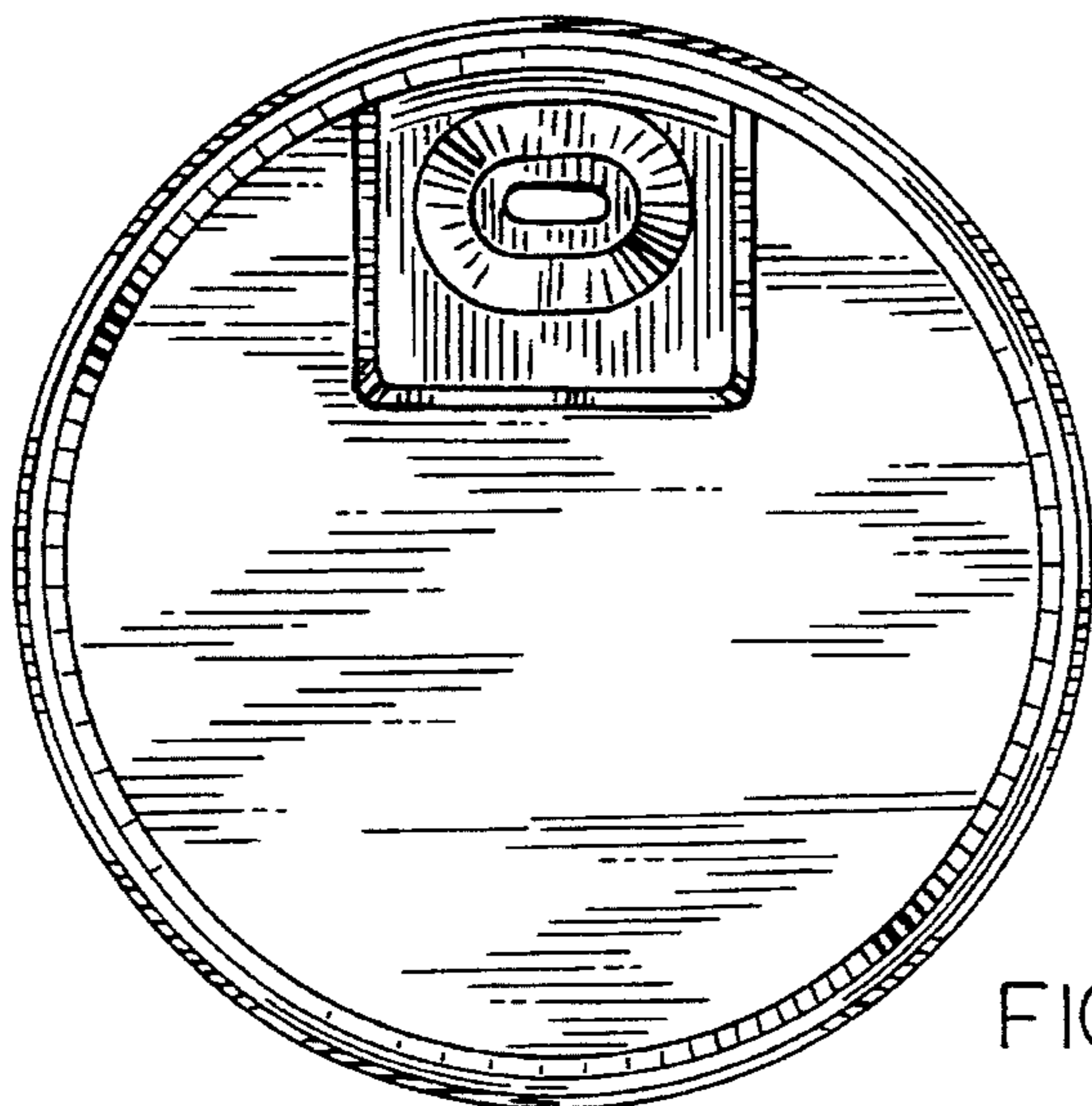


FIG. 5