



US00D368593S

United States Patent [19] Cone, II

[11] Patent Number: **Des. 368,593**
[45] Date of Patent: ****Apr. 9, 1996**

[54] **HIGH CHAIR**

[75] Inventor: **Richard E. Cone, II**, Athens, Ohio

[73] Assignee: **Cosco, Inc.**, Columbus, Ind.

[**] Term: **14 Years**

[21] Appl. No.: **30,659**

[22] Filed: **Nov. 4, 1994**

[52] U.S. Cl. **D6/339**

[58] Field of Search D12/129; D6/329,
D6/333-339, 491; 297/216.1-216.11, 219.12,
408, 250.1-253, 184.13, 151, 153, 148-150,
273-275, 281-282, 467, 487, 485, 488

[56] **References Cited**

U.S. PATENT DOCUMENTS

D. 138,067	6/1944	Morando	D15/8
D. 147,540	9/1947	Engelberg et al.	D15/1
D. 152,832	2/1949	Scharaga	D6/339
D. 207,779	5/1967	Gunnell	D15/1
D. 291,156	8/1987	Nakao et al.	D6/338
D. 350,506	9/1994	Kaneko et al.	D6/333 X
D. 358,494	5/1995	Baerenwald	D6/339
2,973,804	3/1961	Gill	155/137
3,425,743	2/1969	Peterson	297/19
3,649,074	3/1972	McDonald et al.	297/153
4,603,902	8/1986	Maloney	297/35
4,723,813	2/1988	Kassai	297/153
4,962,965	10/1990	Glover	297/467
4,983,603	7/1990	Turner et al.	297/16
5,165,755	11/1992	Rho	297/345
5,238,292	8/1993	Glenz et al.	297/153
5,332,241	7/1994	Rho	297/408 X

OTHER PUBLICATIONS

Contemporary Flair Chair™ Instruction Sheet No. 4358-1959, Cosco (A Dorel Company), one page, 7 figures, date unknown.

Right Height™ (270195) and Celebrity™ High Chair (271181) (Evenflo product advertisement, one page, date unknown.

J. C. Penney For Baby, ©1992, see p. 41, circled item B, upper right.

Aprica Kassai U.S.A. Inc., Bed and Breakfast Model No. 251 Infant Seat/Cradle and High Chair Advertising Literature, two pages, date unknown.

Gerry 1994 Catalog, 385 Gerry ©Adjust-a-Height ©Chair, two pages.

Kolcraft 1994 Catalog, Kolcraft ©Perfect Height™ Adjustable High Chair, four pages.

Playskool ©Baby Care Products 1994 Catalog, 1-2-3 High Chair™, three pages.

Infantino 1994 Product Catalog, Futura Adjustable High Chair, three pages.

Primary Examiner—Martie Thompson
Attorney, Agent, or Firm—Barnes & Thornburg

[57] **CLAIM**

The ornamental design for a high chair, as shown and described.

DESCRIPTION

FIG. 1 is a front perspective view of a high chair showing my new design;

FIG. 2 is a rear perspective view of the high chair shown in FIG. 1;

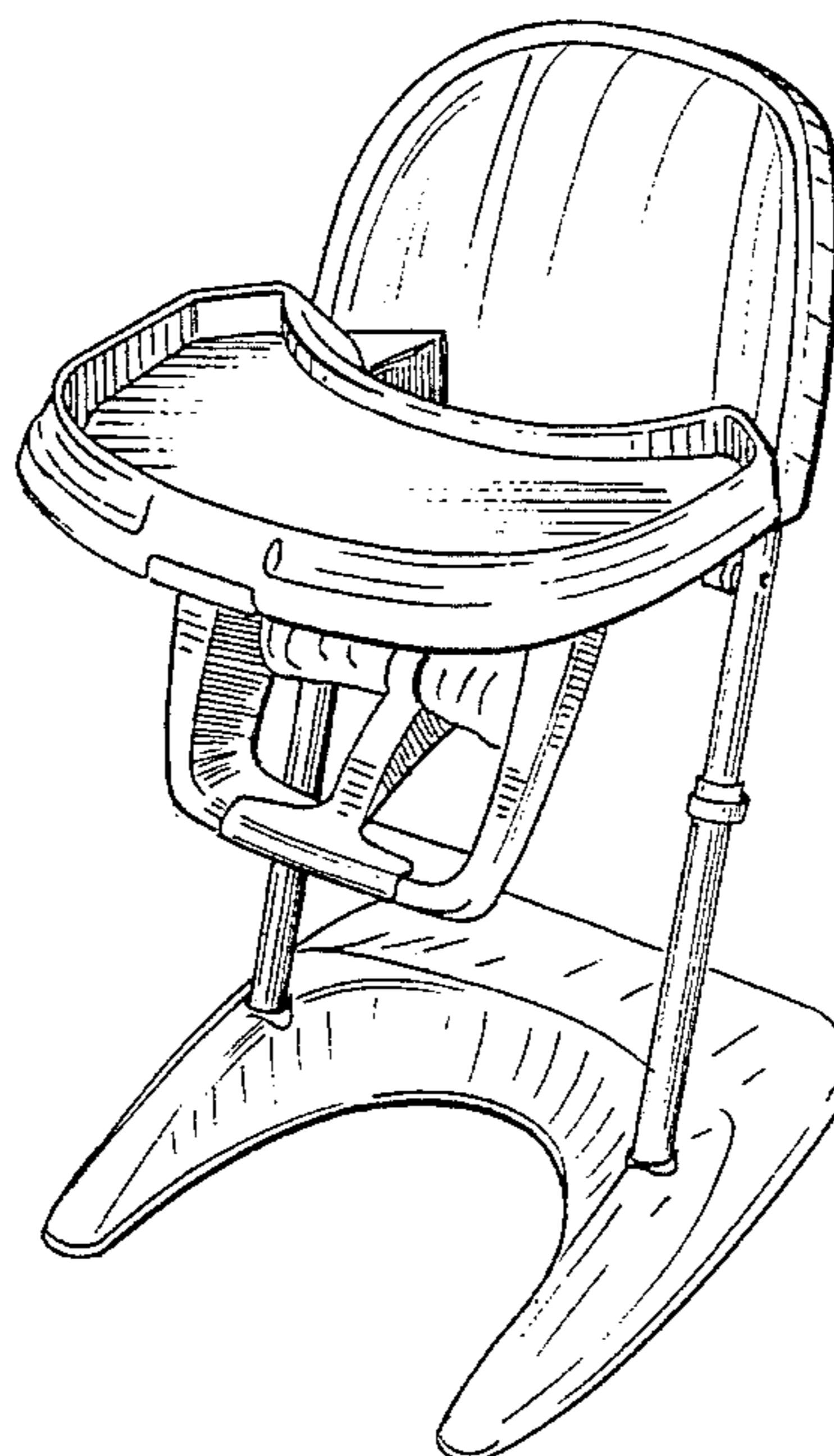
FIG. 3 is a top plan view thereof;

FIG. 4 is a front elevational view thereof;

FIG. 5 is a side elevational view thereof; and,

FIG. 6 is a rear elevational view thereof.

1 Claim, 4 Drawing Sheets



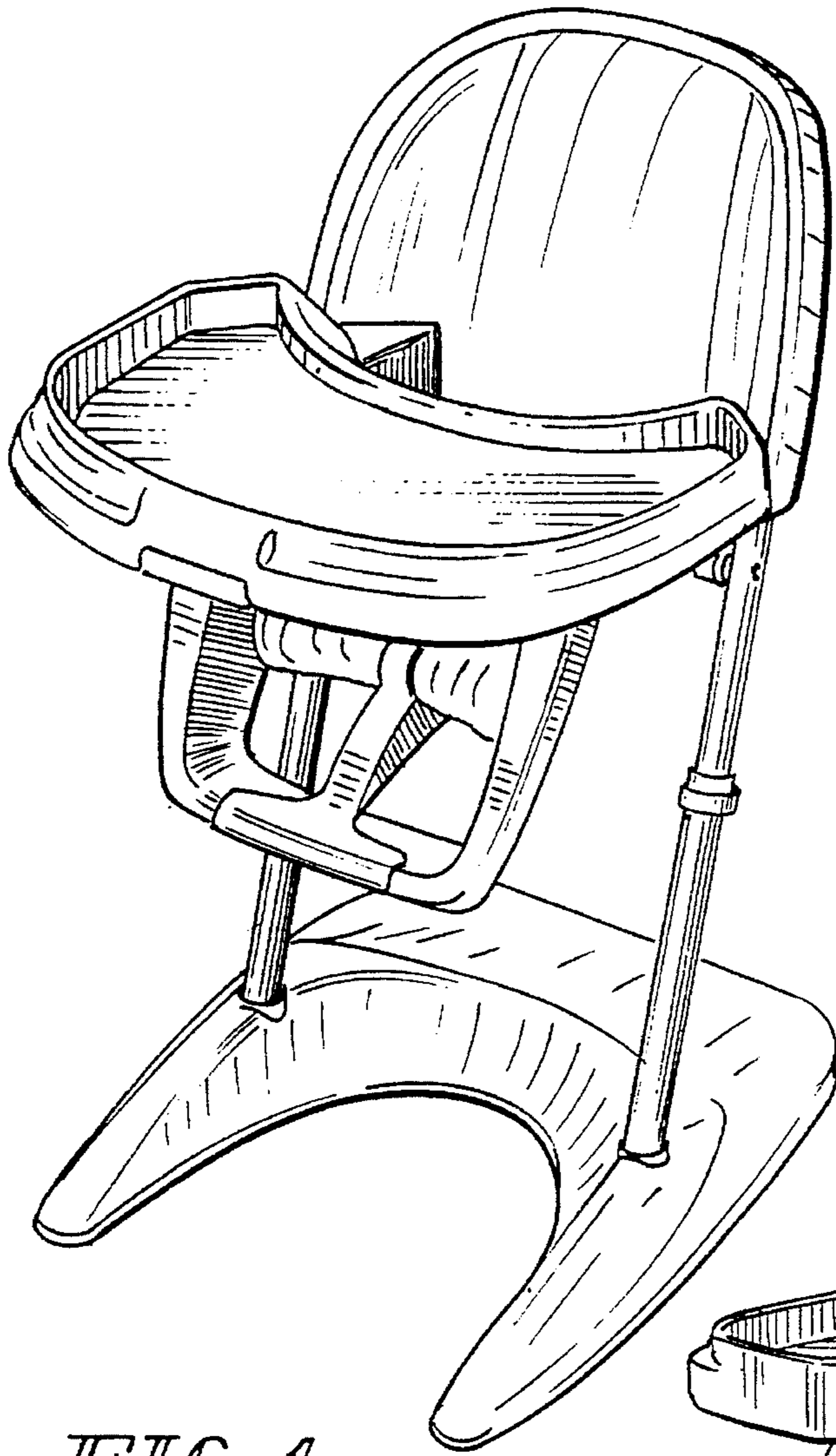


FIG. 1

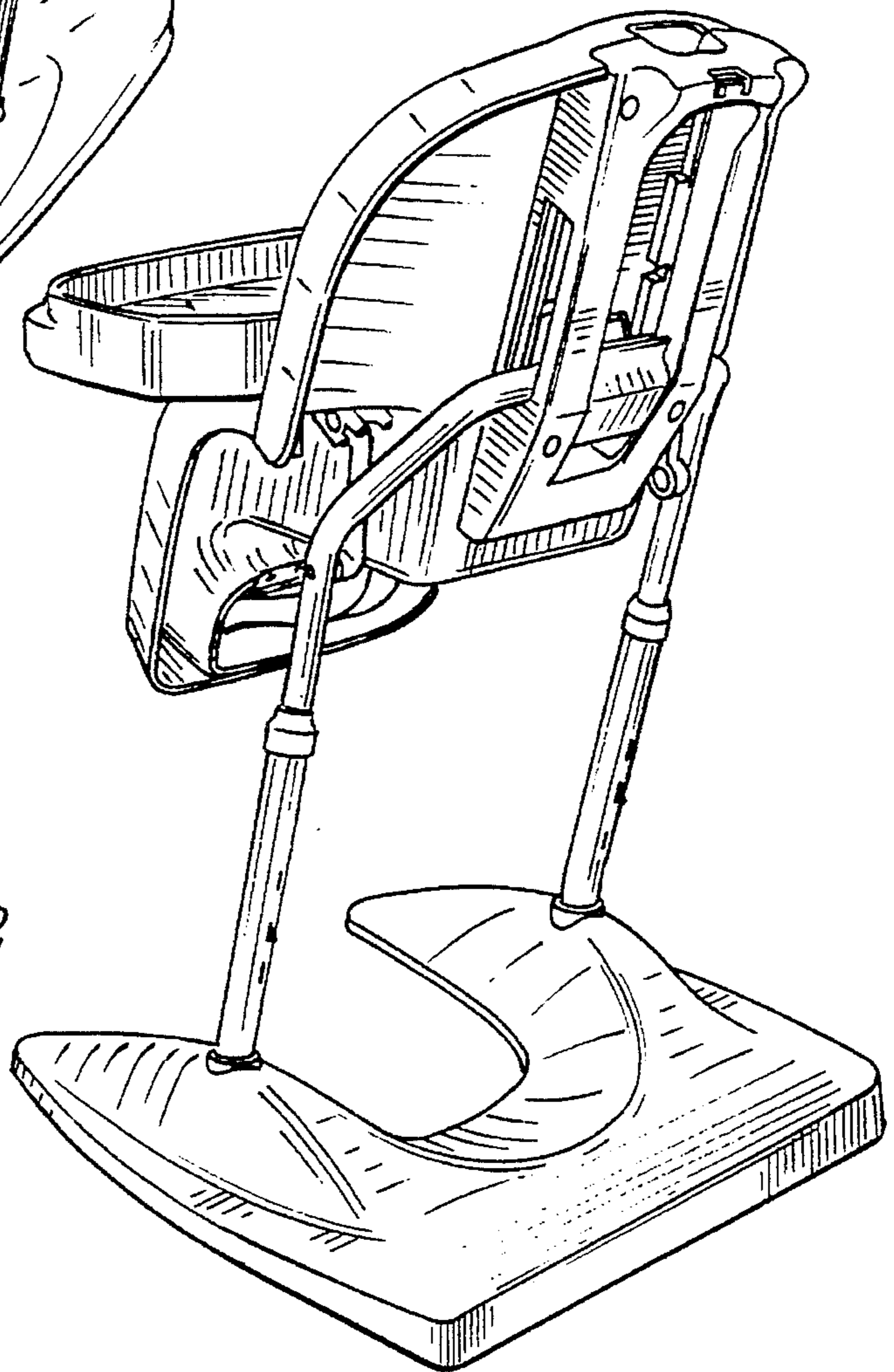


FIG. 2

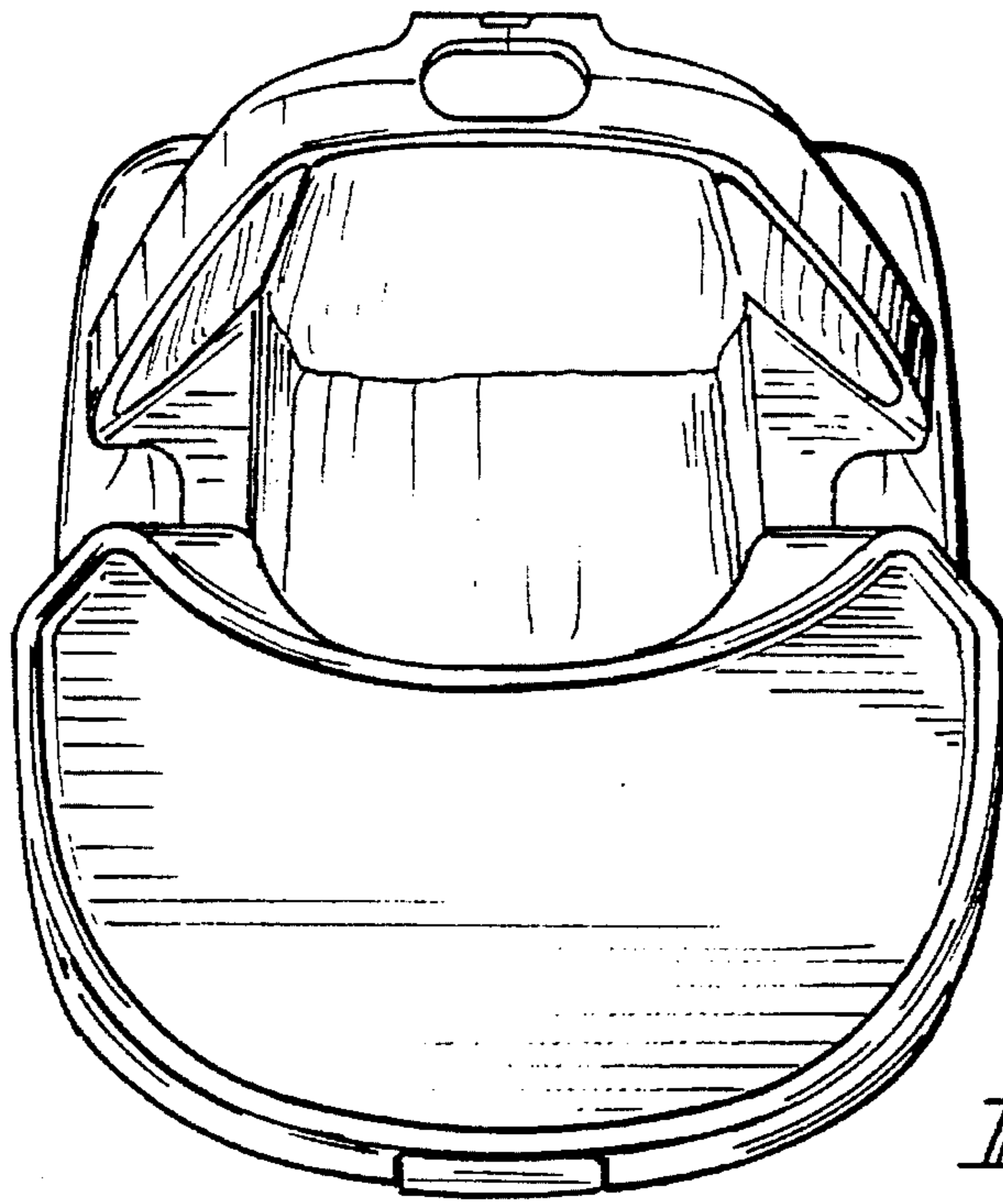


FIG. 3

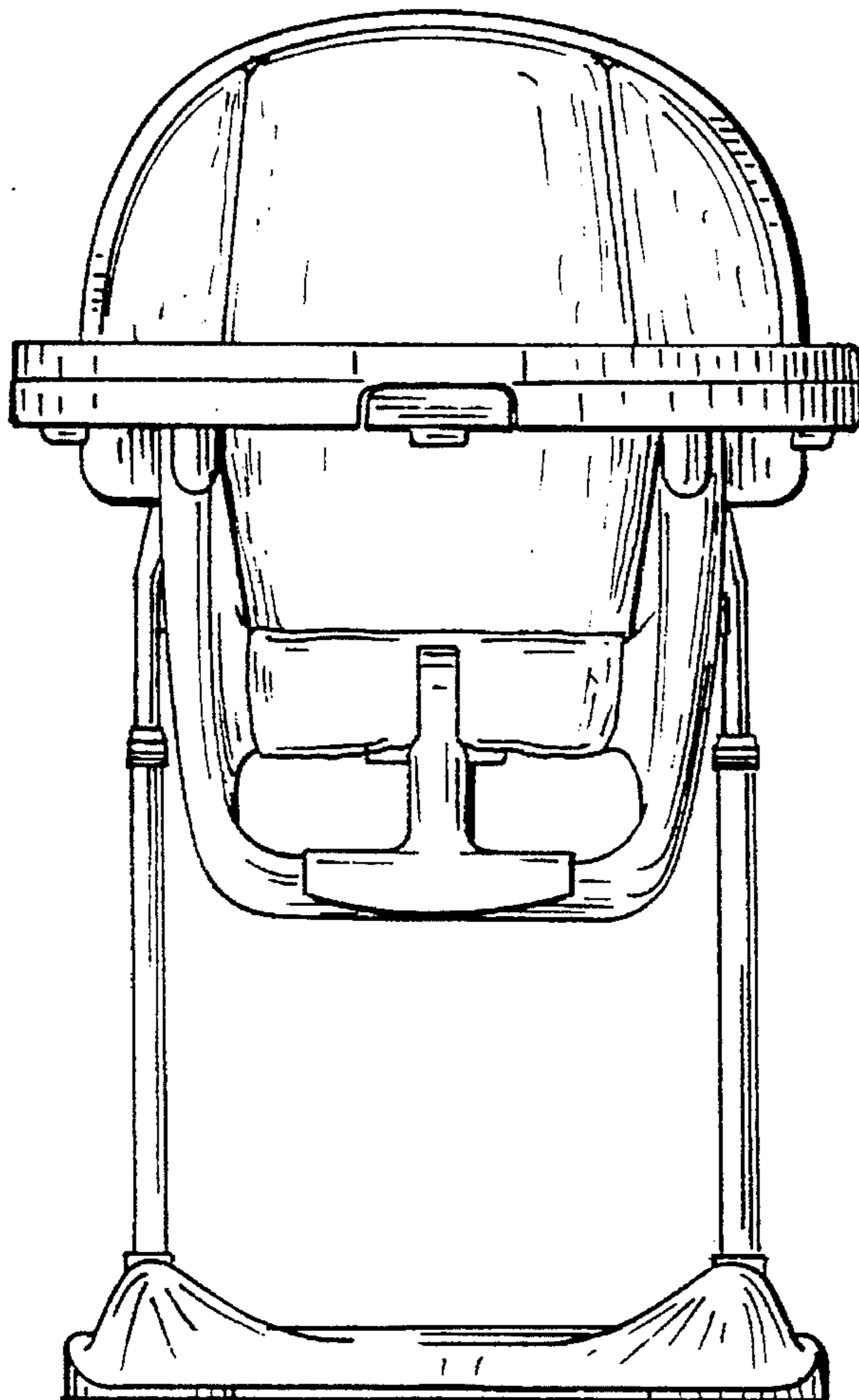


FIG. 4

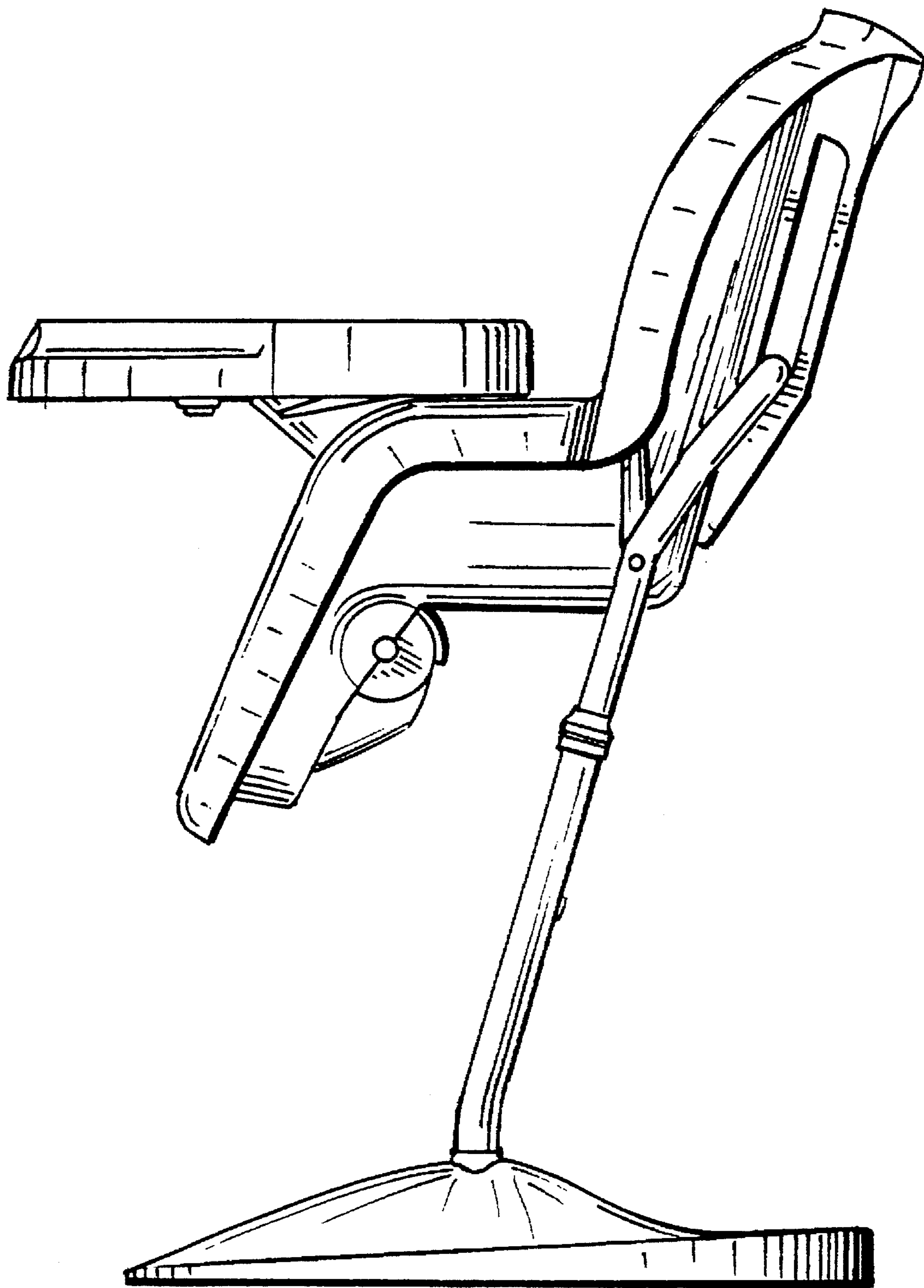


FIG. 5

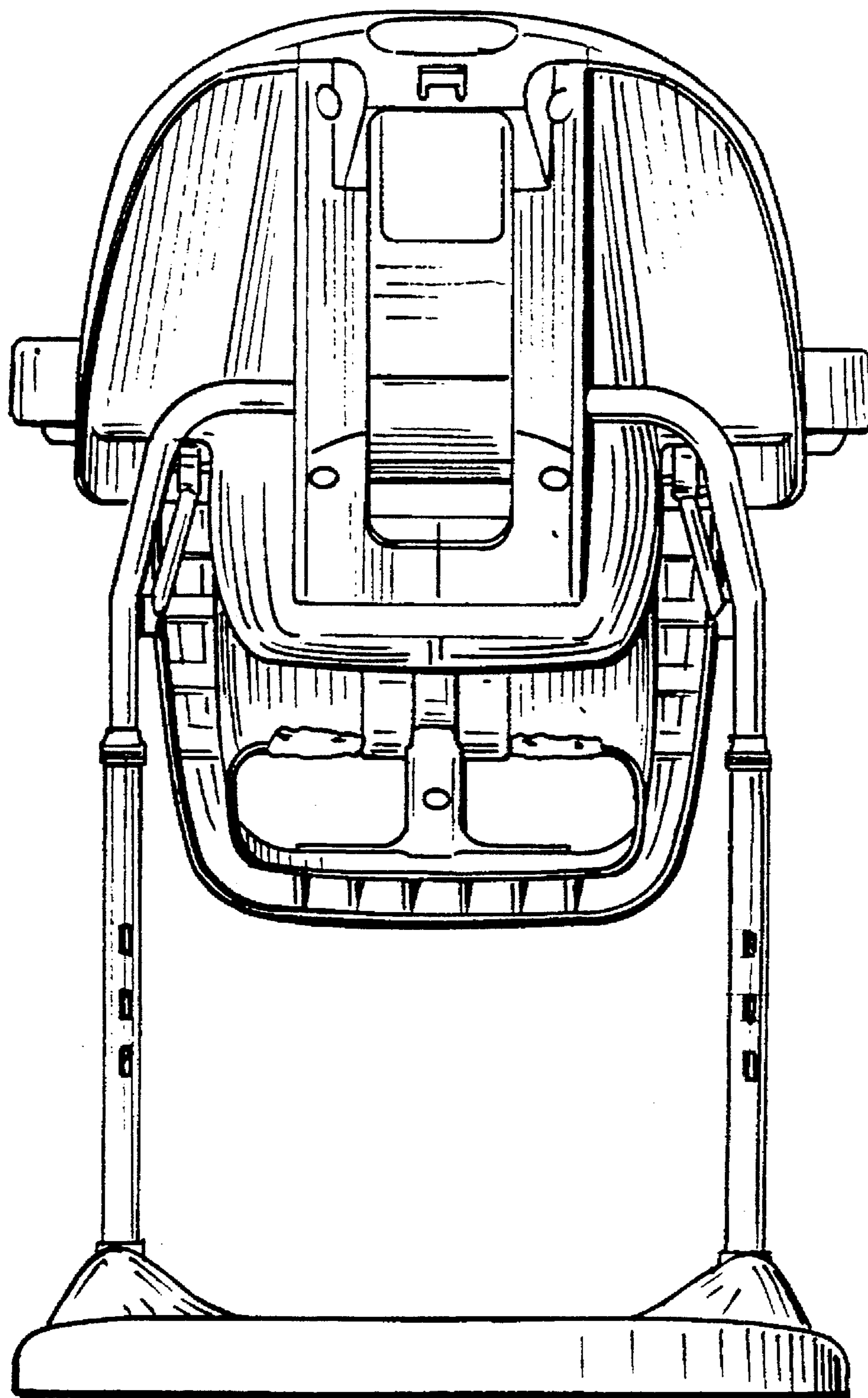


FIG. 6