



US00D368574S

United States Patent [19]
Graham

[11] **Patent Number: Des. 368,574**

[45] **Date of Patent: **Apr. 9, 1996**

[54] **SHOE HORN**

596,849 1/1898 Combier D2/627 X
2,483,714 10/1949 Shaffer D2/642 X
4,290,539 9/1981 Lowery D2/642 X

[76] Inventor: **Gary Graham**, 4213, 360 Falshire Drive N.E., Calgary, Alberta, Canada, T3J 2G3

Primary Examiner—Ted Shooman
Assistant Examiner—Paula Mortimer
Attorney, Agent, or Firm—George H. Dunsmuir

[**] Term: **14 Years**

[57] **CLAIM**

[21] Appl. No.: **30,916**

The ornamental design for a shoe horn, as shown and described.

[22] Filed: **Nov. 14, 1994**

[52] U.S. Cl. **D2/642**

DESCRIPTION

[58] Field of Search D2/642, 641, 643, D2/624, 627, 629, 633, 634, 635, 636, 639, 640; 223/111, 113, 118; D8/383


FIG. 1 is a top, plan view of the shoe horn according to my new design;
FIG. 2 is an bottom plan view thereof;
FIG. 3 is a side elevational view thereof;
FIG. 4 is an opposite side elevational view thereof;
FIG. 5 is a front, end elevational view thereof; and,
FIG. 6 is a rear, end elevational view thereof.

[56] **References Cited**

U.S. PATENT DOCUMENTS

D. 27,500 8/1897 Clark D2/643
D. 31,433 8/1899 Clarkson D2/643
D. 58,797 8/1921 Mayhew D2/642
D. 230,728 3/1974 Richman D8/383

1 Claim, 1 Drawing Sheet






FIG. 1




FIG. 2



FIG. 3



FIG. 4



FIG. 5



FIG. 6