



US00D368530S

# United States Patent [19]

[11] Patent Number: **Des. 368,530**

Lawing et al.

[45] Date of Patent: **\*\*Apr. 2, 1996**

[54] SPA SHELL

[75] Inventors: **Michael E. Lawing**, San Diego; **Walter R. Cumiskey**, Vista; **Jeffrey K. Watkins**, Rancho Santa Fe, all of Calif.

[73] Assignee: **Watkins Manufacturing Corporation**, Vista, Calif.

[\*\*] Term: **14 Years**

[21] Appl. No.: **19,509**

[22] Filed: **Mar. 3, 1994**

[52] U.S. Cl. .... **D24/204**

[58] Field of Search ..... D24/201, 204, D24/205; 4/538, 541.1-541.6, 492

[56] **References Cited**

**U.S. PATENT DOCUMENTS**

D. 252,042	6/1979	Jacuzzi et al. ....	D24/204
D. 264,505	5/1982	Reineman .....	D24/204
D. 267,043	11/1982	Kingsley et al. ....	D24/204
D. 269,814	7/1983	Fishel et al. ....	D24/204
4,126,719	11/1978	Koyanagi et al. .	
4,290,154	9/1981	Benjamin .	
4,586,204	5/1986	Daniels .	
4,603,521	8/1986	Engelhart .	
4,843,659	7/1989	Popovich et al. .	
4,853,985	8/1989	Perry .	
4,857,374	8/1989	Perry .	
4,981,543	1/1991	Popovich et al. .	
5,092,951	3/1992	Popovich et al. .	
5,133,818	7/1992	Popovich et al. .	
5,199,116	4/1993	Fischer .	

**FOREIGN PATENT DOCUMENTS**

0362933	4/1990	European Pat. Off. .
2076622	10/1971	France .
2040676	9/1980	United Kingdom .

**OTHER PUBLICATIONS**

Brochure of Softub entitled, "Series by Softub" (Jun. 1993).  
Brochure of SoftSider Spas, "Unwind After A Day In The Jungle" (Admitted Prior Art).

Flyer of Duo Spa (Admitted Prior Art).

Flyer of Hot Spring Portable Spas, "The Tip Top" (1991).  
Brochure entitled, "The Spa of Infinite Possibilities" (Admitted Prior Art).

Brochure entitled, "The Softub Resort" (Aug. 1992).

Brochure entitled, "The Softub Sportster" (Admitted Prior Art).

Brochure entitled, "EZ-1 Spa Portable" (Admitted Prior Art).

Brochure entitled, "Introducing The Easy Life Style" (1993).

*Primary Examiner*—Stella Reid

*Attorney, Agent, or Firm*—Leon E. Redman; Malcolm L. Sutherland

[57] **CLAIM**

The ornamental design for a spa shell, as shown and described.

**DESCRIPTION**

FIG. 1 is a top front perspective of a spa shell showing our new design, the broken lines are for illustrative purposes only and form no part of the claimed design;

FIG. 2 is a top plan view thereof;

FIG. 3 is a cross-sectional view taken along line 3—3 of FIG. 2;

FIG. 4 is a cross-sectional view taken along line 4—4 of FIG. 2;

FIG. 5 is cross-sectional view taken along line 5—5 of FIG. 2;

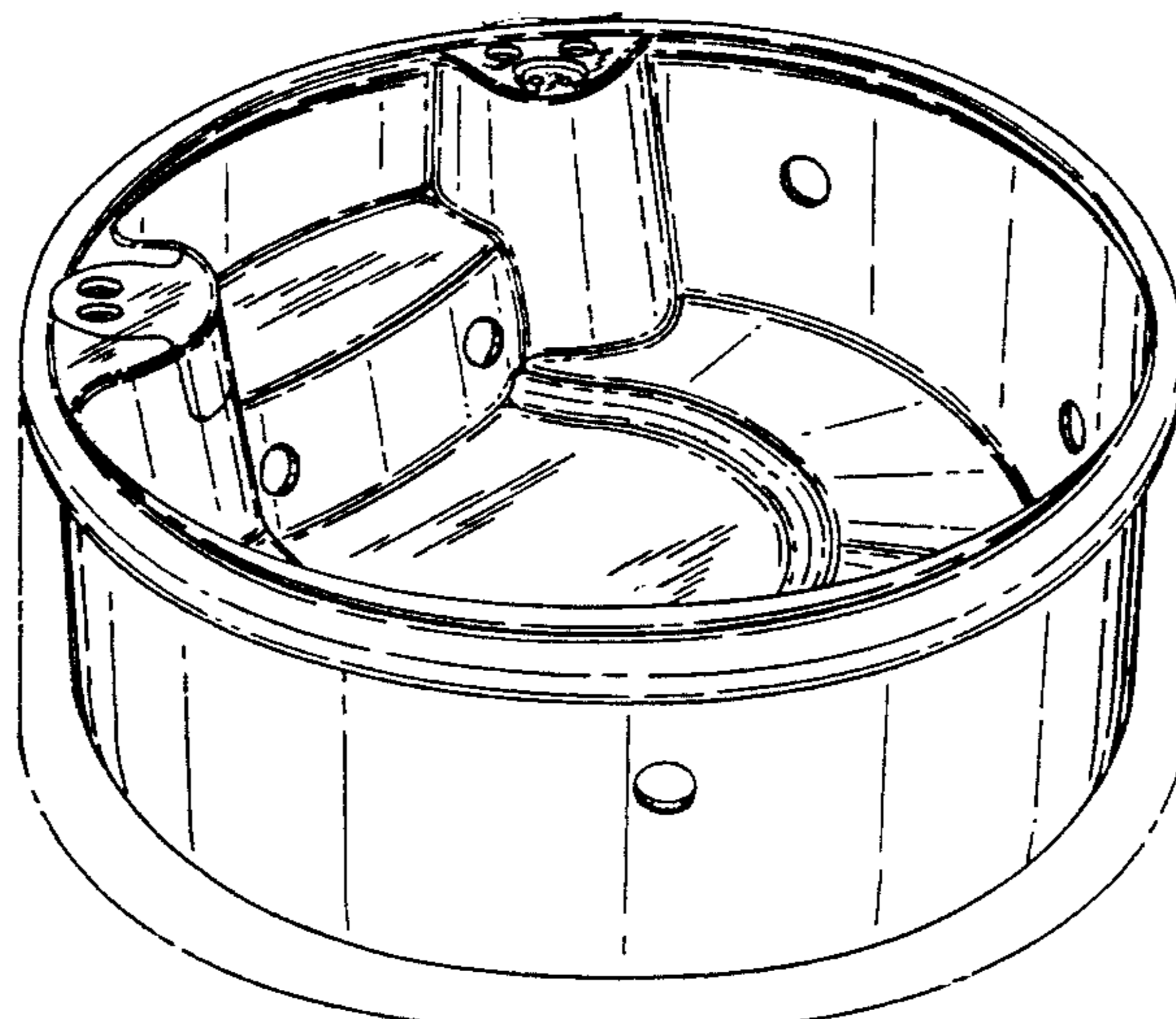
FIG. 6 is a cross-sectional view taken along line 6—6 of FIG. 2;

FIG. 7 is a cross-sectional view taken along line 7—7 of FIG. 2; and,

FIG. 8 is a cross-sectional view taken along line 8—8 of FIG. 2.

The bottom is plain and unornamented.

**1 Claim, 3 Drawing Sheets**



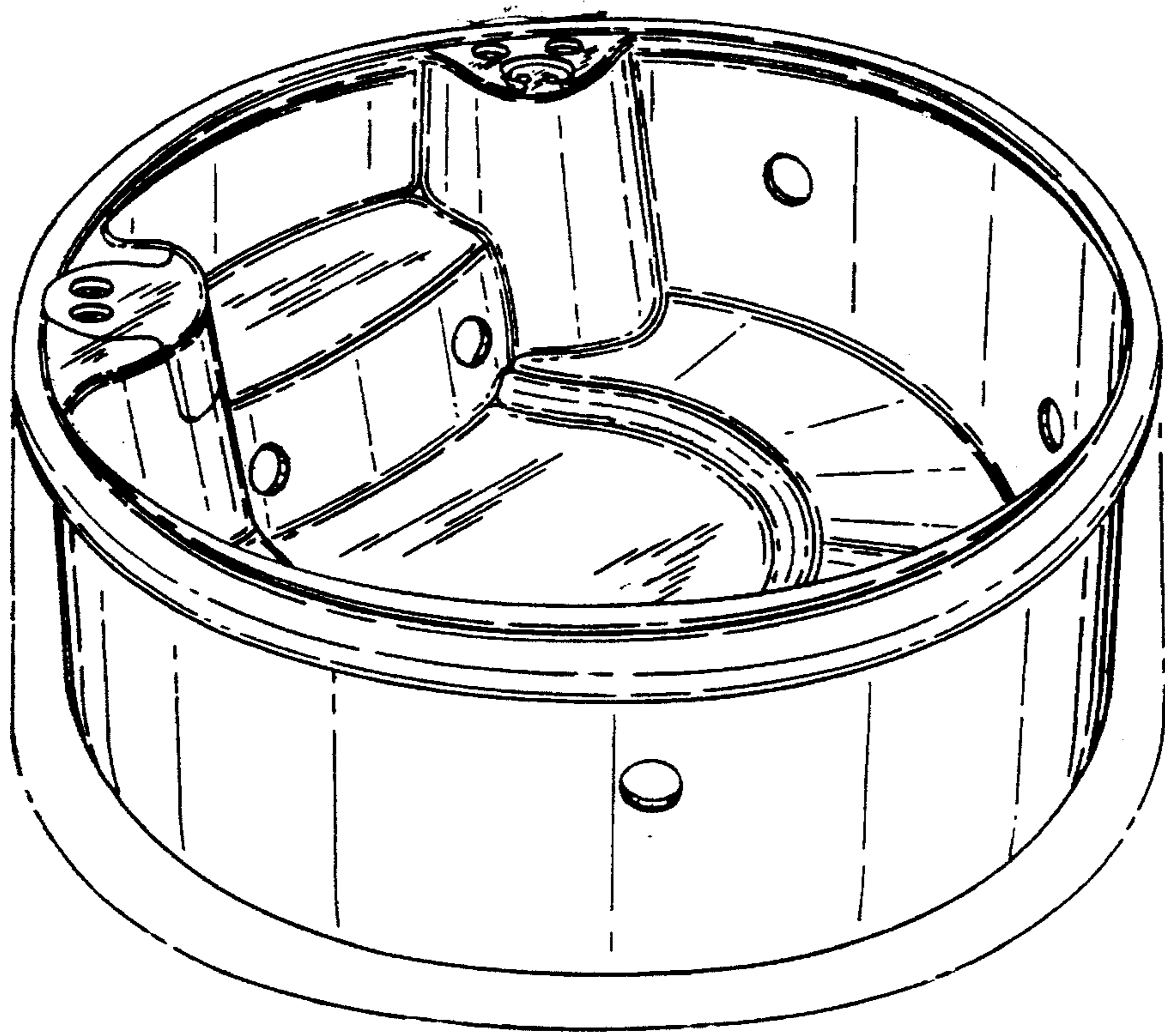


FIG. 1.




FIG. 2.



