



US00D368518S

United States Patent [19]
Giese et al.

[11] **Patent Number: Des. 368,518**
[45] **Date of Patent: **Apr. 2, 1996**

[54] **SEAT FOR WATER CLOSET** 4,244,063 1/1981 Bayard 4/234 X

[75] Inventors: **Robert C. Giese; Thomas A. Bonnell,**
both of Sheboygan, Wis.

[73] Assignee: **Kohler Co., Kohler, Wis.**

[**] Term: **14 Years**

[21] Appl. No.: **37,912**

[22] Filed: **Apr. 24, 1995**

[52] **U.S. Cl. D23/311**

[58] **Field of Search** D23/309, 310,
D23/311, 312; 4/217, 234, 236, 242.1,
245.1, 245.3, 252.1, 253

[56] **References Cited**

U.S. PATENT DOCUMENTS

D. 161,108	5/1950	Kandarian .	
D. 291,348	8/1987	Harrisod	D23/311
D. 336,954	6/1993	Paglia	D23/311
1,678,501	4/1927	Feldman .	
2,024,072	6/1933	Smoyer .	
4,175,294	11/1979	Boyd	4/234
4,207,628	6/1980	Poel	4/234 X

OTHER PUBLICATIONS

Pp. 16-32 from undated Kohler catalogue showing Primary toilet and seat, admitted prior art.

Primary Examiner—Stella Reid
Assistant Examiner—Eric Watterson
Attorney, Agent, or Firm—Quarles & Brady

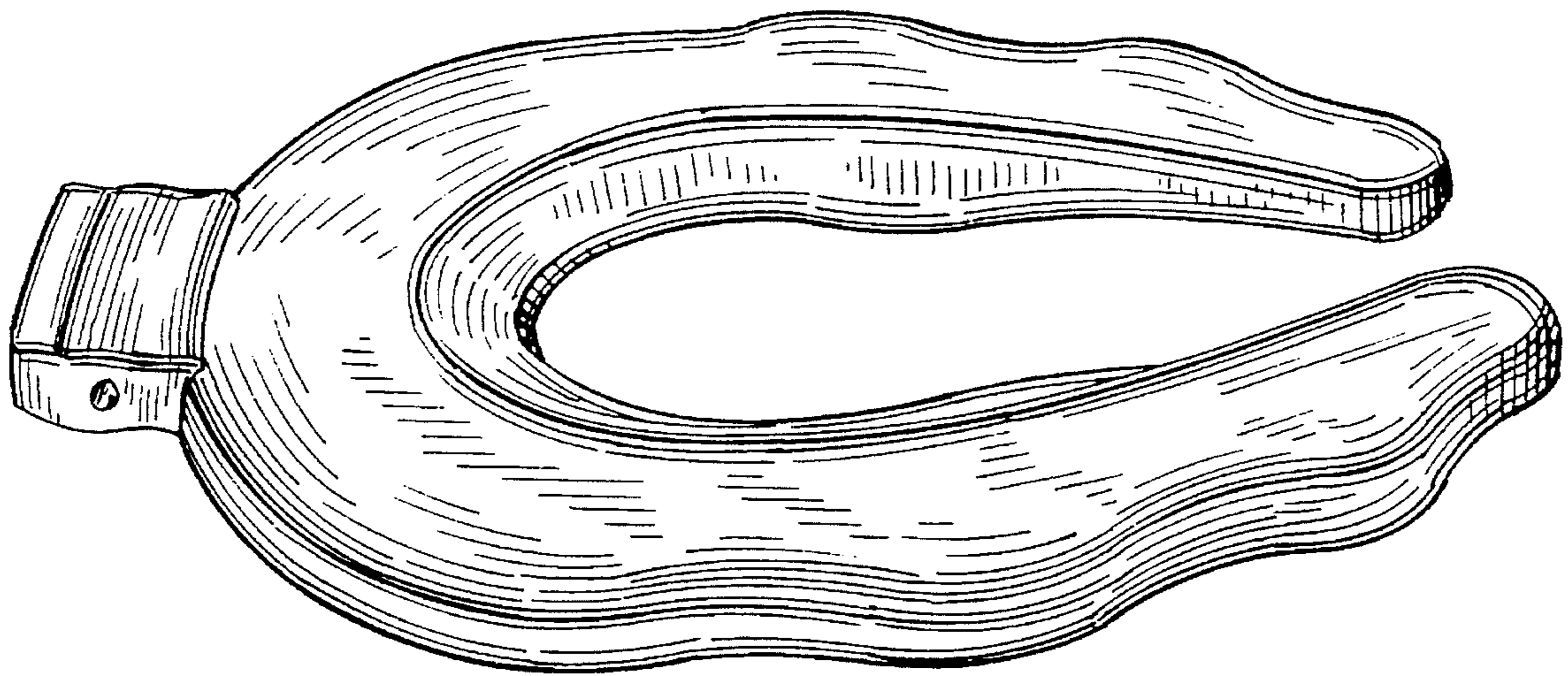
[57] **CLAIM**

The ornamental design for a seat for water closet, as shown and described.

DESCRIPTION

FIG. 1 is a left, top perspective view of a seat for water closet embodying our new design;
FIG. 2 is a front elevational view thereof;
FIG. 3 is a rear elevational view thereof;
FIG. 4 is a top plan view thereof;
FIG. 5 is a left side elevational view thereof, the right side elevational view being the mirror image of the left side shown; and,
FIG. 6 is a bottom plan view thereof.

1 Claim, 2 Drawing Sheets



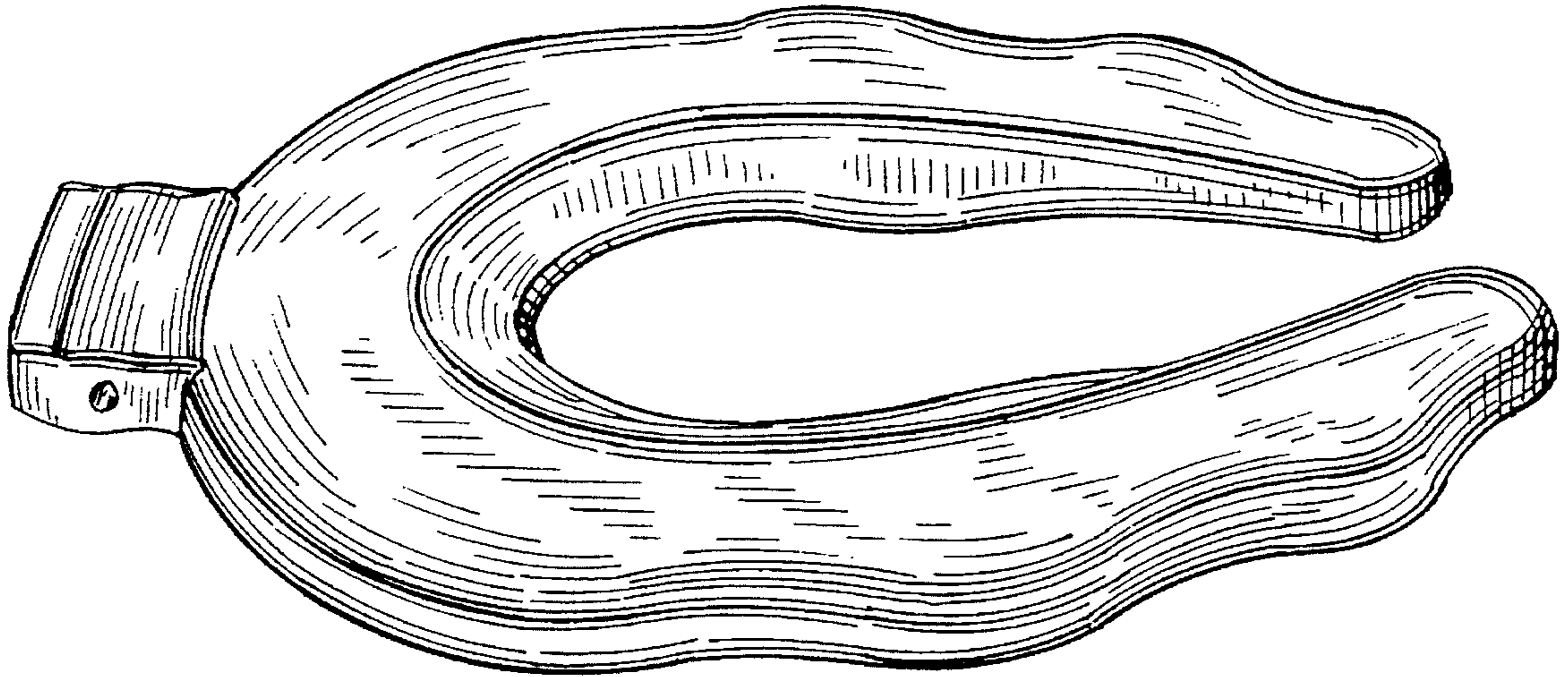


FIG. 1




FIG. 2




FIG. 3

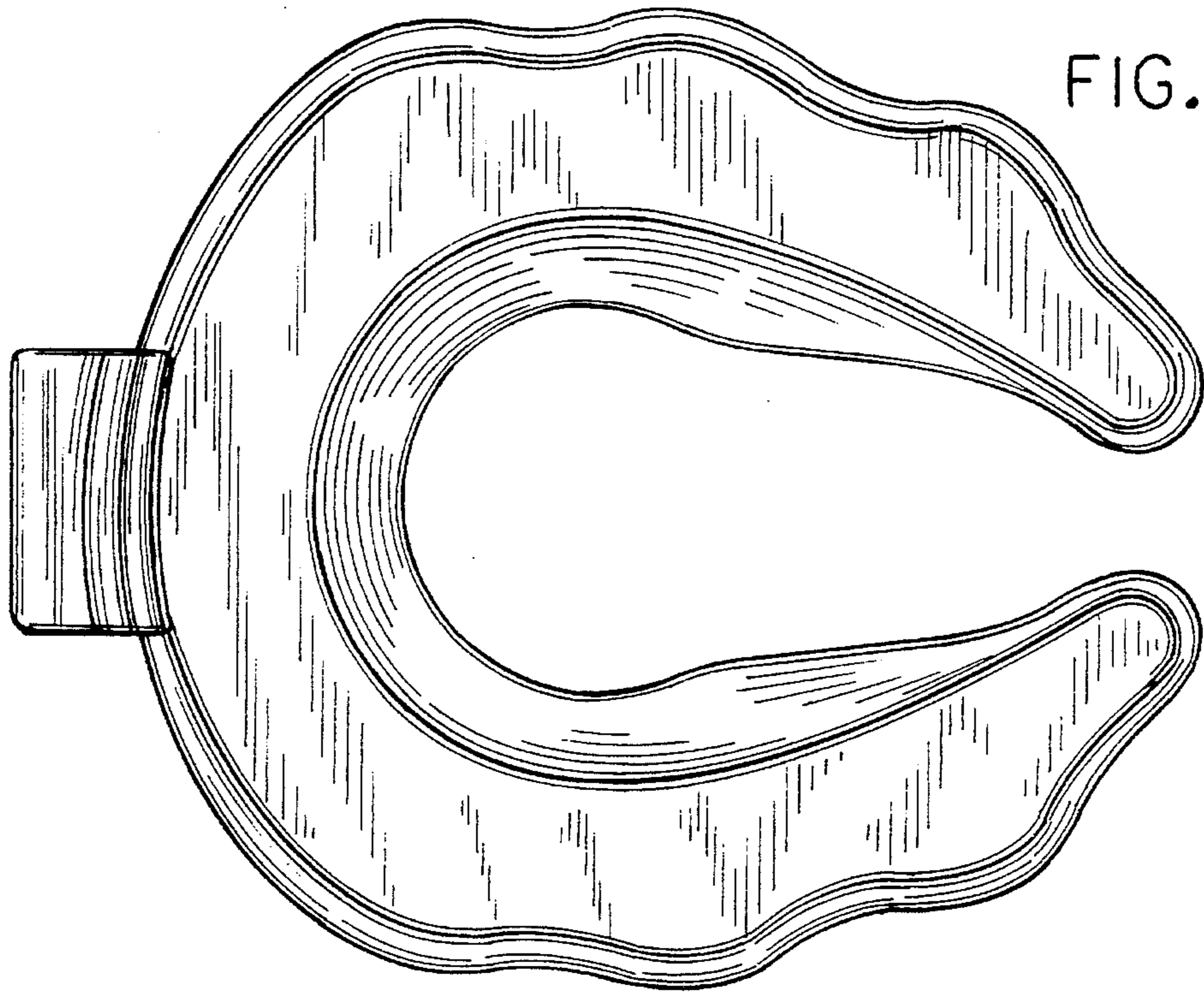


FIG. 4

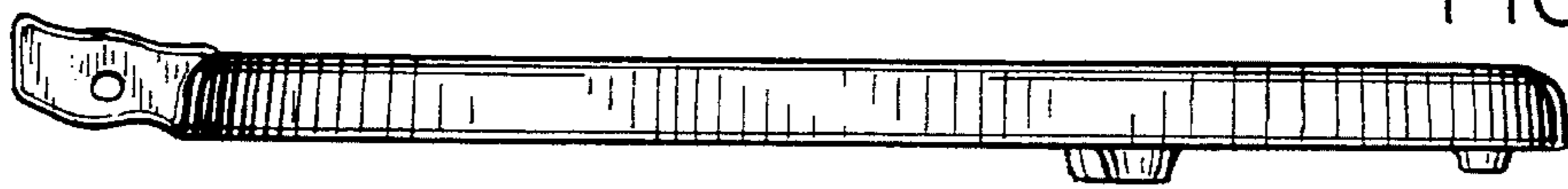


FIG. 5

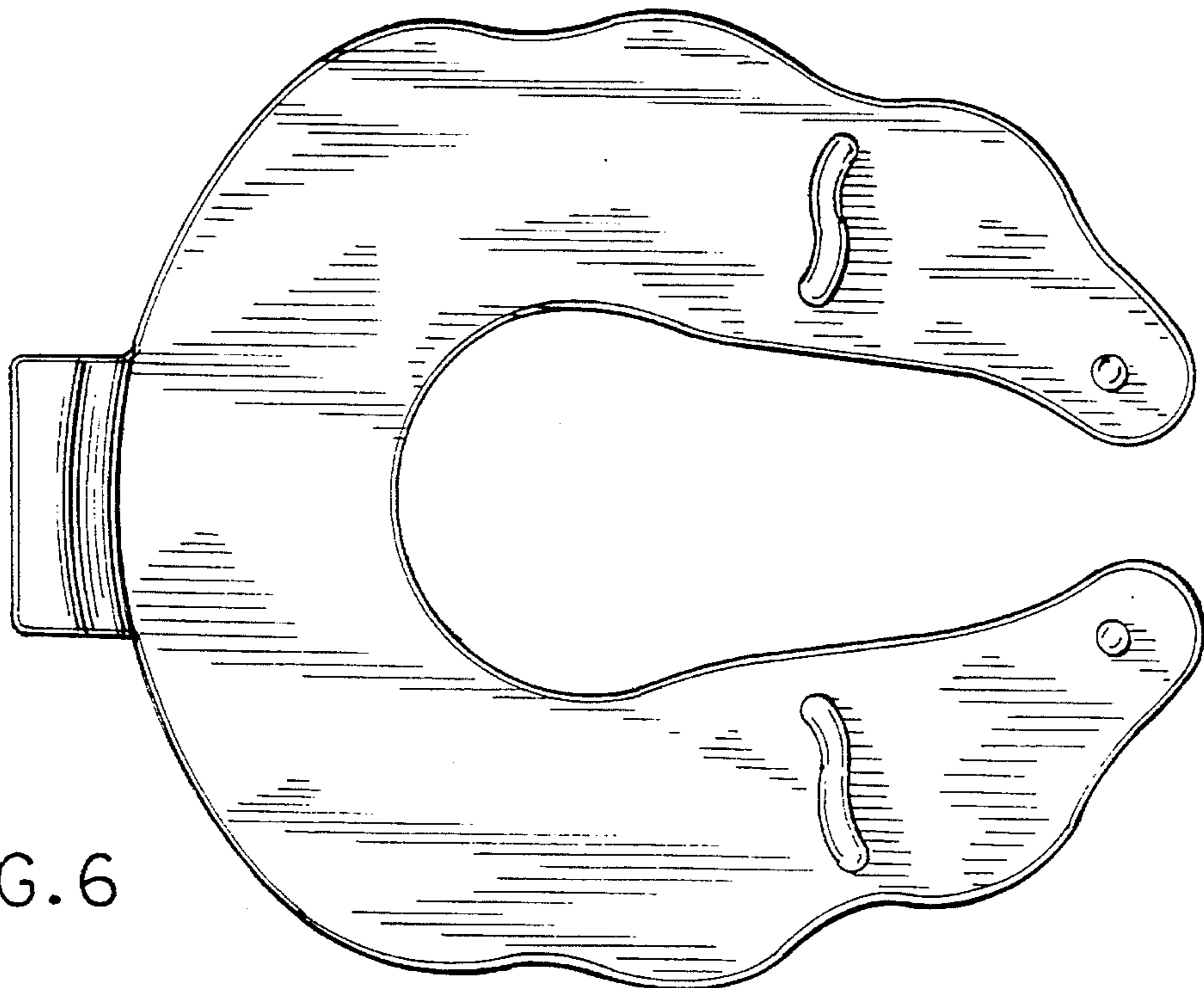


FIG. 6