



US00D368516S

United States Patent [19]
Matsumura

[11] **Patent Number:** **Des. 368,516**
[45] **Date of Patent:** ****Apr. 2, 1996**

[54] **GASKET FOR VACUUM APPARATUS**

[76] Inventor: **Keizo Matsumura**, Room 2-804, 39,
Kameido 7-chome, Koto-ku, Tokyo 136,
Japan

[**] Term: **14 Years**

[21] Appl. No.: **15,261**

[22] Filed: **Nov. 12, 1993**

[30] **Foreign Application Priority Data**

Aug. 24, 1993 [JP] Japan 5-25499

[52] U.S. Cl. **D23/269**

[58] **Field of Search** D23/269; D7/633;
285/910, 231; 277/207 A, 165, DIG. 23,
227

[56] **References Cited**

U.S. PATENT DOCUMENTS

D. 33,782 12/1900 Merwarth D23/269

4,268,047 5/1981 Tashlick 277/207 A
4,779,903 10/1988 Maier et al. 277/207 A X
4,802,506 2/1989 Aslanian D24/129
5,022,663 6/1991 Fabes et al. 277/207 A X

Primary Examiner—Louis S. Zarfaz
Assistant Examiner—Eric Watterson
Attorney, Agent, or Firm—Lowe, Price, LeBlanc & Becker

[57] **CLAIM**

The ornamental design for a gasket for vacuum apparatus, as shown and described.

DESCRIPTION

FIG. 1 is a front view of a gasket for vacuum apparatus showing my new design, the rear being the same;
FIG. 2 is a top view, the bottom being the same;
FIG. 3 is a side view thereof; and,
FIG. 4 is a perspective view thereof.

1 Claim, 1 Drawing Sheet

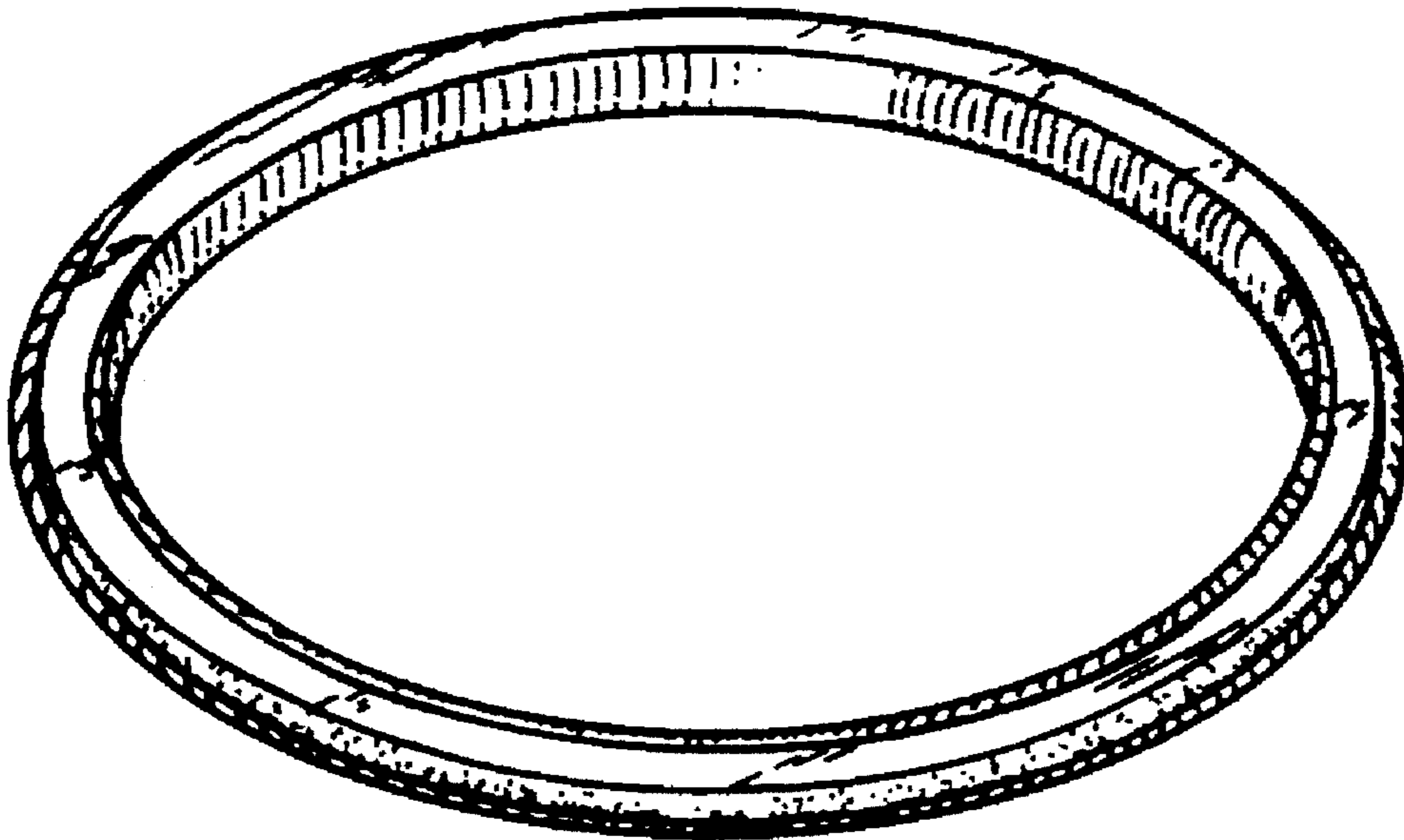


FIG. 2

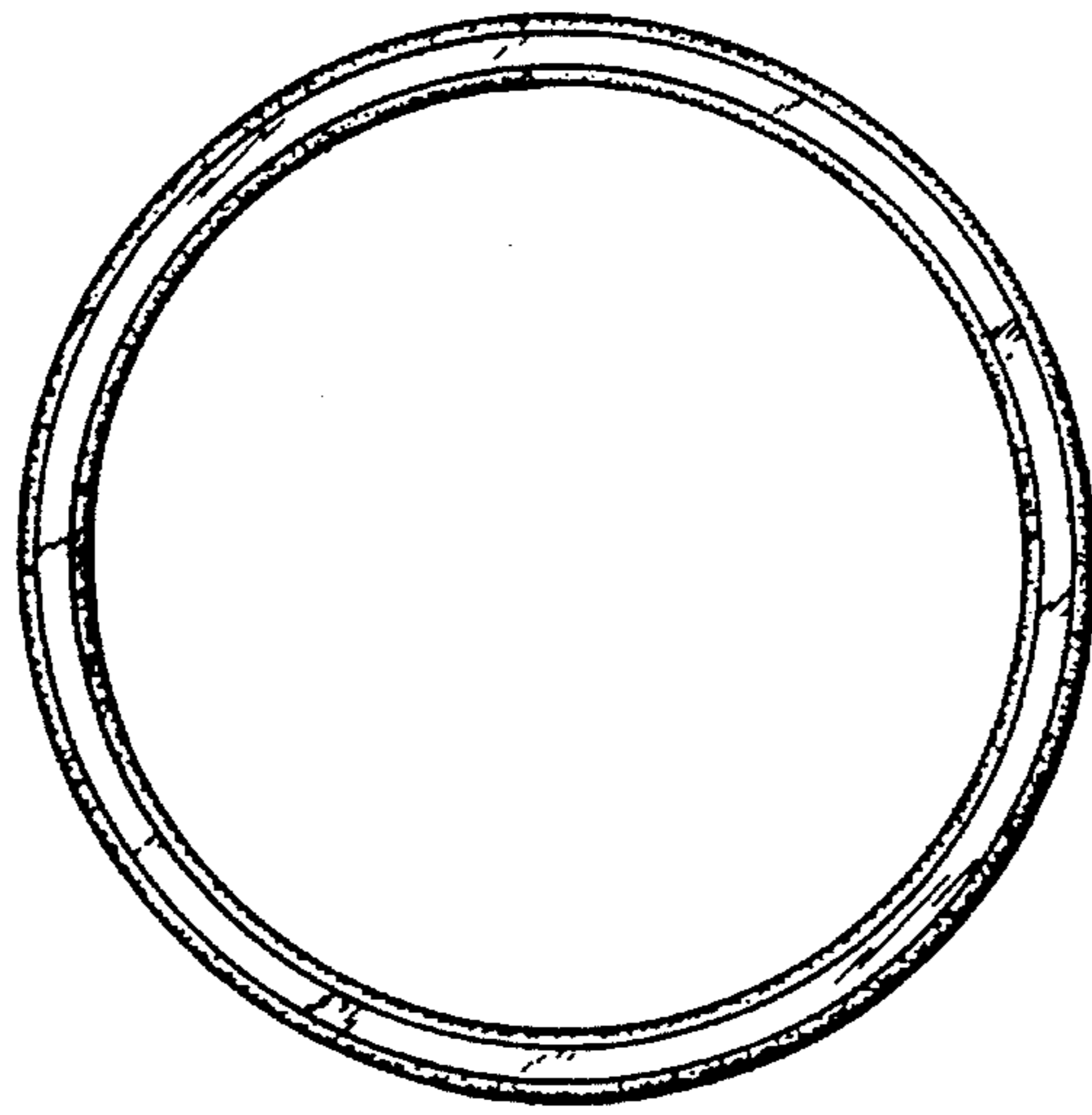


FIG. 1




FIG. 3



FIG. 4

