



US00D368514S

United States Patent [19]

Crepeau et al.

[11] Patent Number: **Des. 368,514**

[45] Date of Patent: ****Apr. 2, 1996**

[54] **LAUNDRY TUB OVERFLOW DRAIN**

[76] Inventors: **Thomas A. Crepeau; Diane M. Crepeau**, both of 43435 Nebel Trail, Clinton Township, Macomb County, Mich. 48038

[**] Term: **14 Years**

[21] Appl. No.: **27,355**

[22] Filed: **Aug. 18, 1994**

[52] U.S. Cl. **D23/261**

[58] Field of Search D23/260, 261;
4/286-288, 280, 282, 285, 289, 683, 684;
210/449, 460

[56] **References Cited**

U.S. PATENT DOCUMENTS

- 1,835,447 12/1931 Alland 4/287
- 2,090,665 8/1937 Carter .
- 2,142,343 1/1939 Boosey .
- 2,884,650 5/1959 Cooper .

- 3,075,203 1/1963 Stafford 4/286
- 3,922,733 12/1975 Lyon et al. .
- 3,984,330 10/1976 Nichols 210/449
- 4,381,569 5/1983 Pugrom 4/287
- 4,920,582 5/1990 Alker 4/683
- 4,970,880 11/1990 Luger .

Primary Examiner—Stella Reid
Assistant Examiner—Eric Watterson
Attorney, Agent, or Firm—Dennis H. Lambert

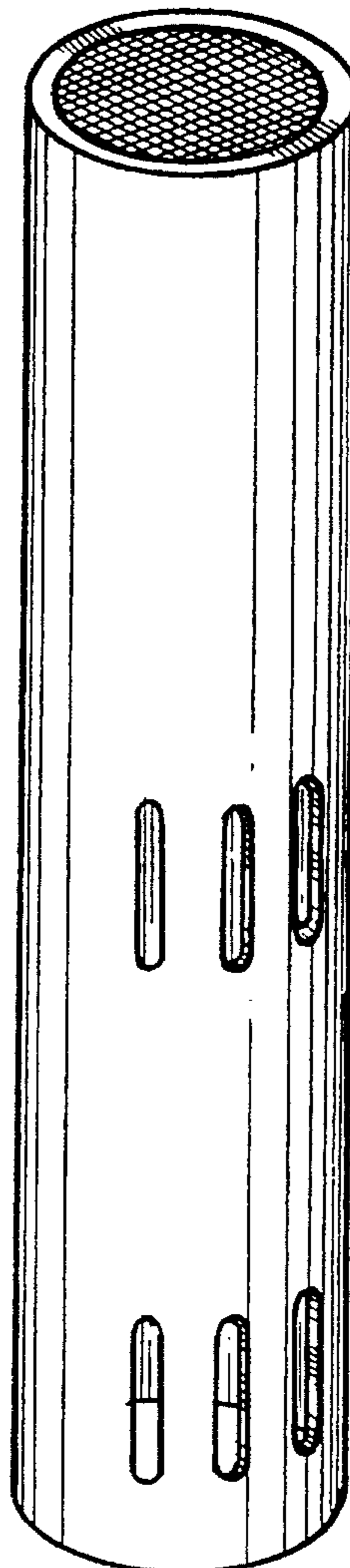
[57] **CLAIM**

The ornamental design for a laundry tub overflow drain, as shown and described.

DESCRIPTION

FIG. 1 is a front, top and side perspective view of the laundry tub overflow drain showing my new design; FIG. 2 is a front elevational view thereof; FIG. 3 is a rear elevational view thereof; and, FIG. 4 is a top plan view the bottom view being a mirror image thereof.

1 Claim, 2 Drawing Sheets



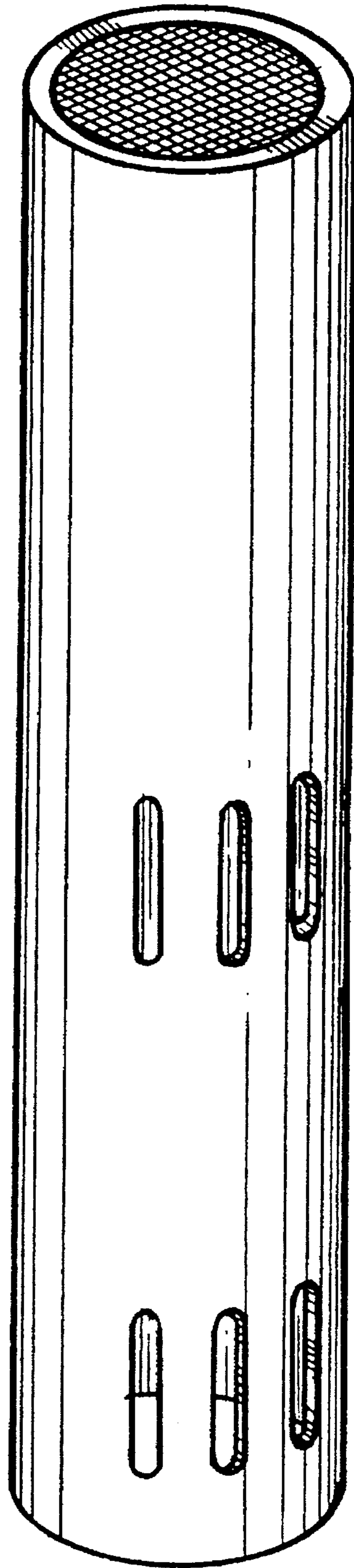


FIG.1.

FIG. 2.

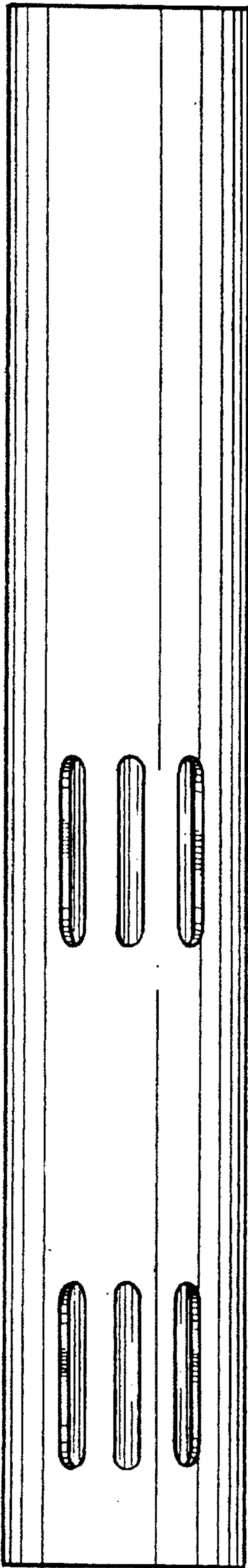


FIG. 3.




FIG. 4.

