



US00D368508S

**United States Patent** [19]  
**Garrett**

[11] **Patent Number: Des. 368,508**

[45] **Date of Patent: \*\*Apr. 2, 1996**

[54] **COMBINED GOLF BAG TAG AND INSECT REPELLENT WITH A DETACHABLE CLIP**

[76] Inventor: **Brent A. Garrett**, 4141 W. Lake Cir., Littleton, Colo. 80123

[\*\*] Term: **14 Years**

[21] Appl. No.: **26,303**

[22] Filed: **Jul. 25, 1994**

[52] U.S. Cl. .... **D21/234; D20/22**

[58] **Field of Search** ..... D8/382; D11/201, D11/202, 116; D2/628, 629; D20/22-28; 206/524.1; 283/74-78; D21/234; 24/3.6

[56] **References Cited**

**U.S. PATENT DOCUMENTS**

D. 237,561	11/1975	Kesner	.....	D3/207
D. 287,864	1/1987	Perfect	.....	D20/22
D. 330,917	11/1992	Hoelterscheidt	.....	D20/28
D. 349,549	8/1994	De Michele	.....	D21/234
D. 355,678	2/1995	Mattox	.....	D20/22
1,414,181	4/1922	Cooper	.....	24/3.6
3,237,326	3/1966	Naffin	.....	D11/95
3,961,431	6/1976	Kalenian	.....	D20/22
4,998,726	3/1991	Budnick	.....	D21/234

*Primary Examiner*—Ralf Seifert  
*Attorney, Agent, or Firm*—John E. Reilly

[57] **CLAIM**

The ornamental design for a combined golf bag tag and insect repellent with a detachable clip, as shown and described.

**DESCRIPTION**

FIG. 1 is a perspective view of a combined golf bag tag and insect repellent with a detachable clip showing my new design;

FIG. 2 is another perspective view taken from a side opposite to FIG. 1 thereof;

FIG. 3 is a front view in elevation thereof;

FIG. 4 is a rear end elevation thereof;

FIG. 5 is a top plan view thereof;


FIG. 6 is a side view thereof;

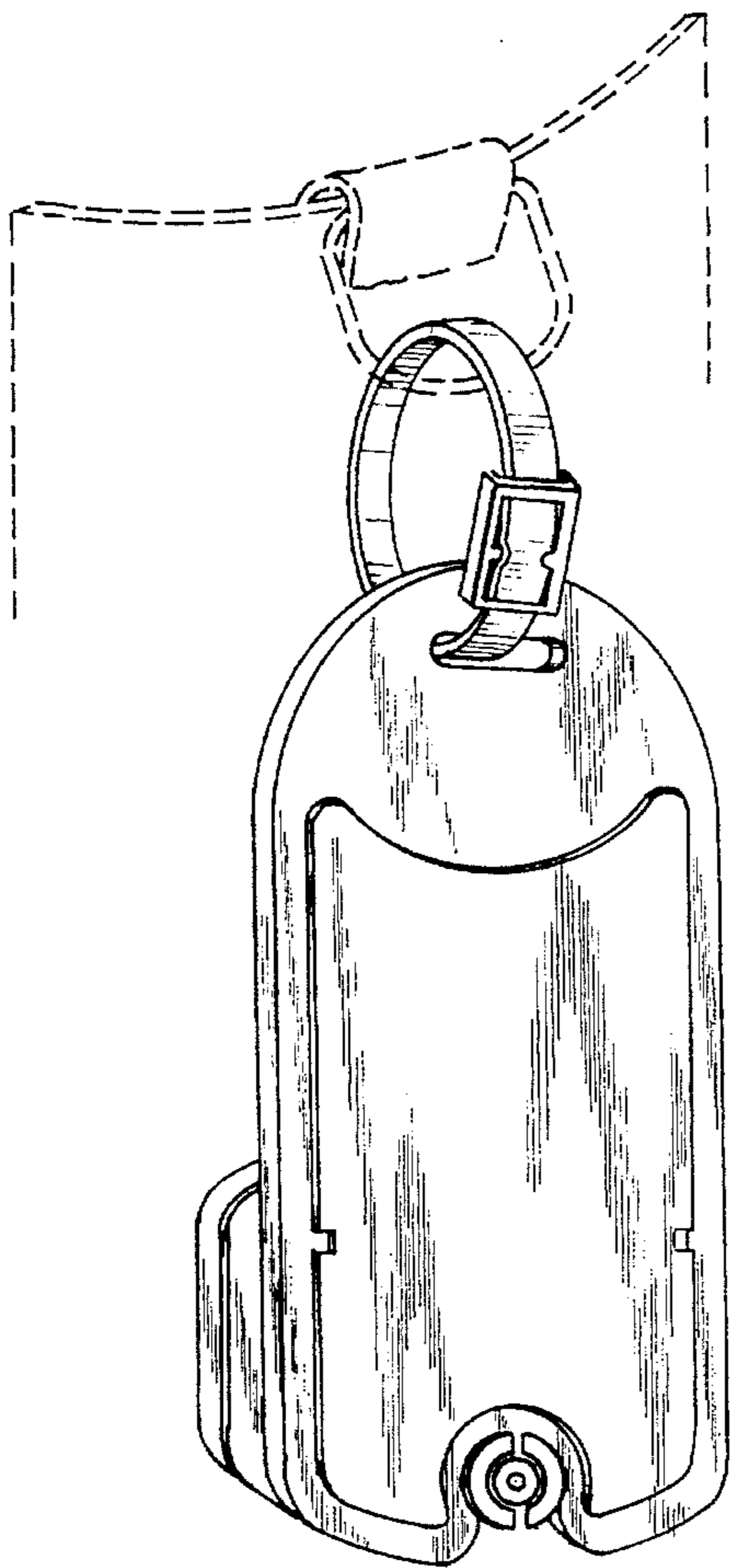
FIG. 7 is an opposite side view thereof; and,

FIG. 8 is a bottom plan view thereof.

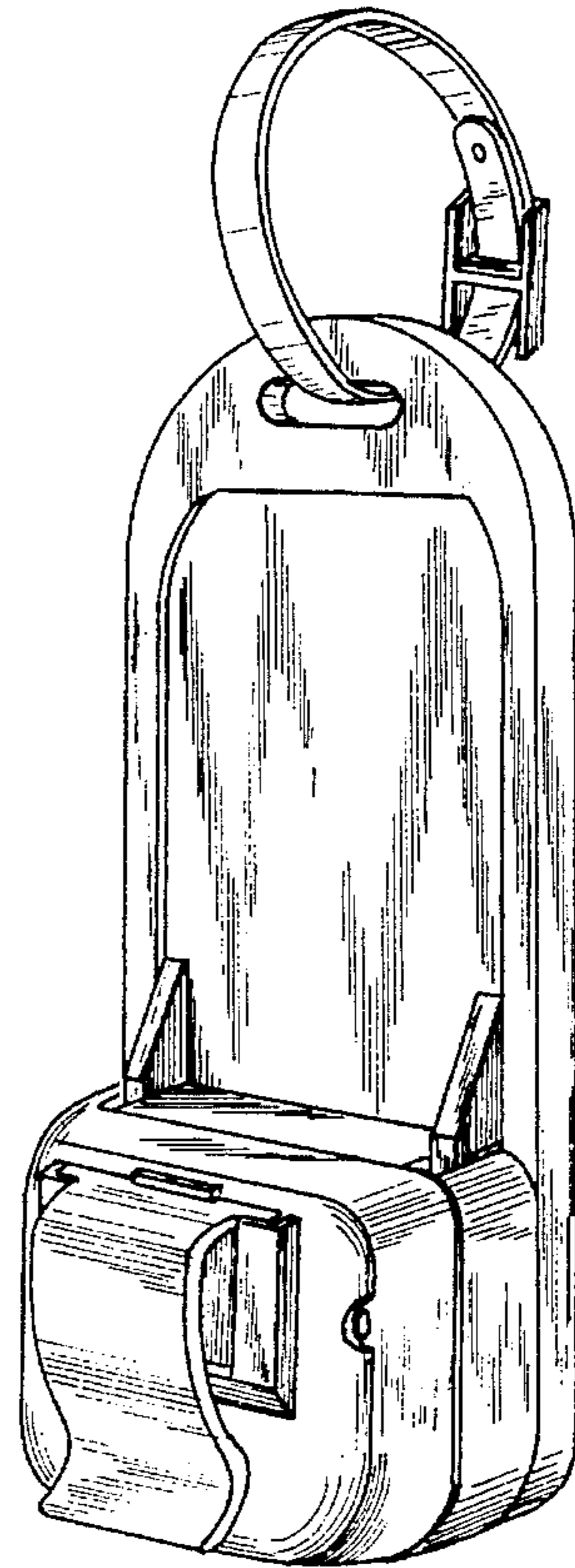
The broken line showing of a pocket and attachment ring, in FIG. 1, is for illustrative purposes only and forms no part of the claimed design.

**1 Claim, 2 Drawing Sheets**

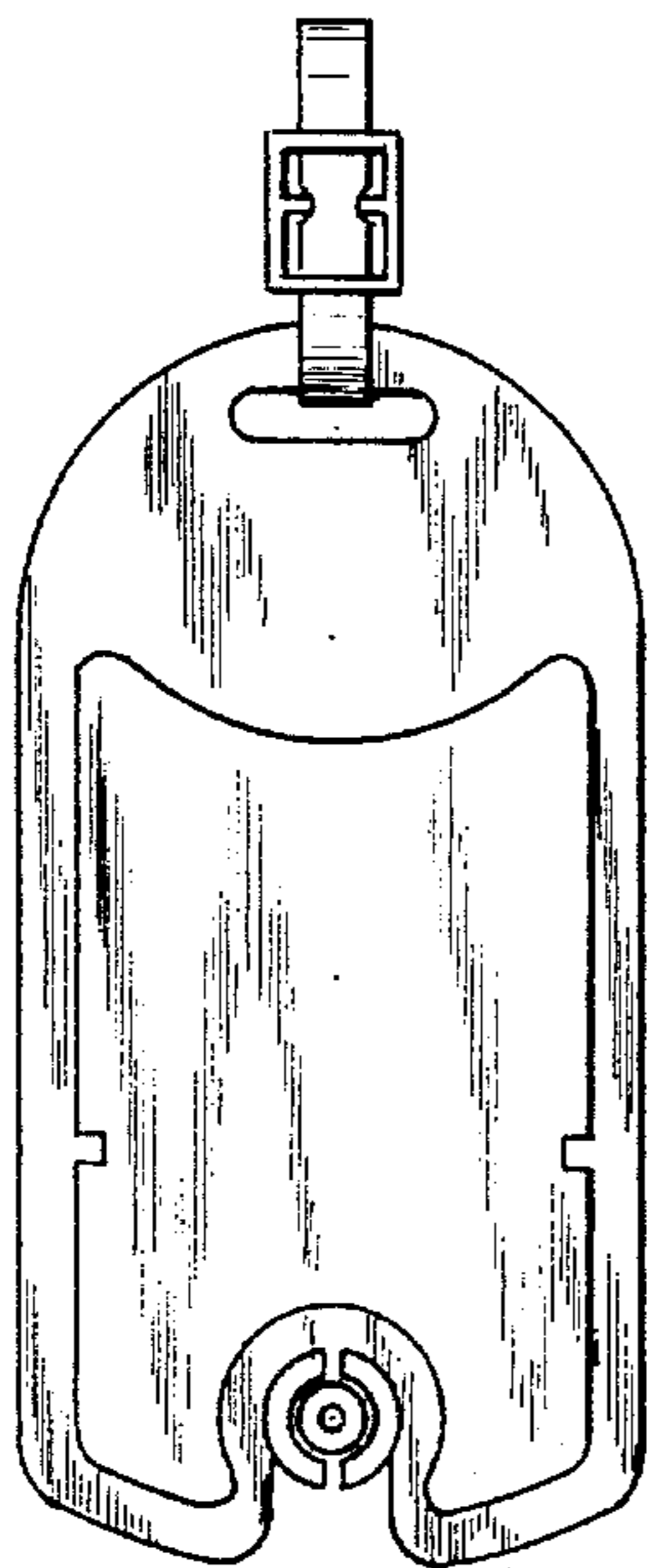





 1



 2



 3



 4

