



US00D368499S

**United States Patent** [19]  
**Yaney**

[11] **Patent Number:** **Des. 368,499**  
[45] **Date of Patent:** **\*\*Apr. 2, 1996**

[54] **TOY DOLL**

D. 317,957 7/1991 Horvath et al. .... D21/171  
D. 332,290 1/1993 Altieri ..... D21/166 X  
5,261,848 11/1993 Kaplan et al. .... D21/171 X

[75] Inventor: **Barbara Yaney**, Verona, N.J.

[73] Assignee: **Lanard Toys Limited**, Hong Kong

[\*\*] Term: **14 Years**

*Primary Examiner*—Lucy Lieberman  
*Attorney, Agent, or Firm*—Brumbaugh, Graves, Donohue & Raymond

[21] Appl. No.: **36,411**

[57] **CLAIM**

[22] Filed: **Mar. 20, 1995**

The ornamental design for a toy doll, as shown and described.

[52] U.S. Cl. .... **D21/171**

[58] **Field of Search** ..... D21/171, 166,  
D21/155; D3/271; D6/453; D28/39, 41;  
446/369-372, 72, 73

**DESCRIPTION**


[56] **References Cited**

**U.S. PATENT DOCUMENTS**

D. 93,920 11/1934 Gufler ..... D21/180 X  
D. 195,218 5/1963 Estern et al. .... D21/171 X  
D. 272,843 2/1984 Appel et al. .... D21/171  
D. 315,036 2/1991 Leopold ..... D28/41

FIG. 1 is a perspective view of the toy doll of the present invention;  
FIG. 2 is a front view of the toy doll of the present invention;  
FIG. 3 is a side view of the toy doll of the present invention;  
and,  
FIG. 4 is a rear view of the toy doll of the present invention.

**1 Claim, 4 Drawing Sheets**






FIG. 1




FIG. 2

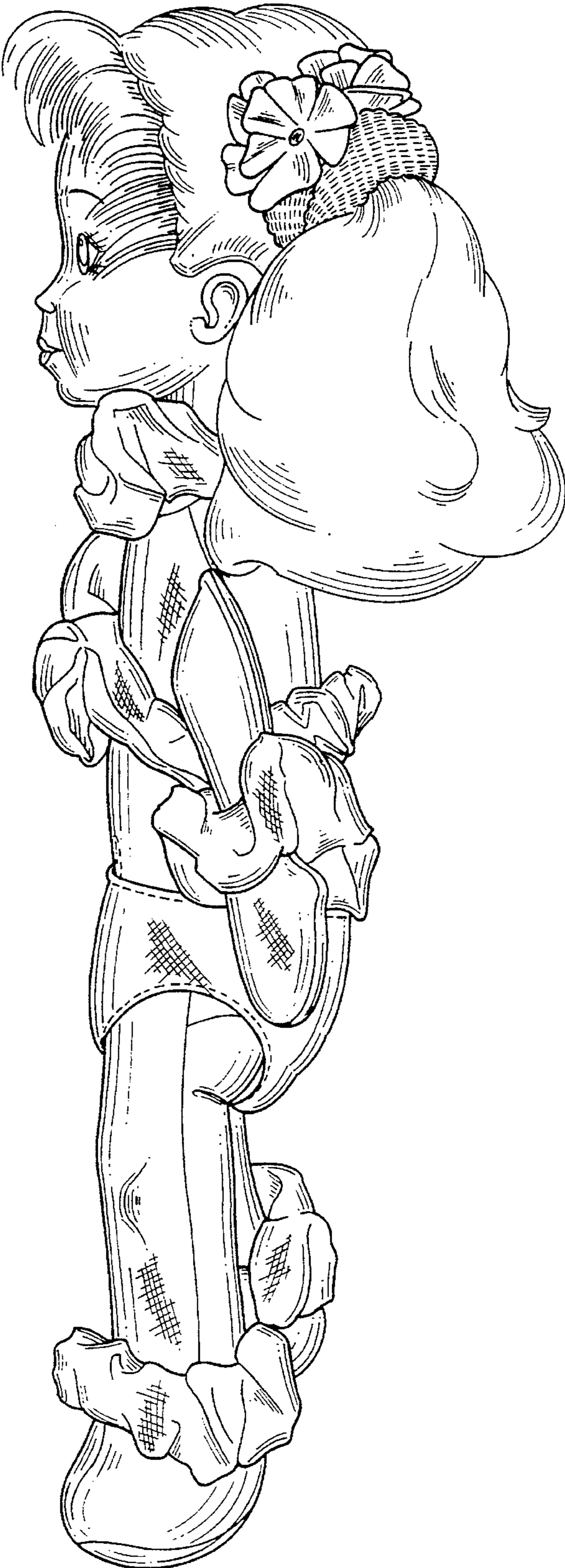


FIG. 3




FIG. 4