



US00D368490S

United States Patent [19] Melnick

[11] Patent Number: **Des. 368,490**

[45] Date of Patent: ****Apr. 2, 1996**

[54] **MARKING PEN**

[75] Inventor: **Norman Melnick**, Edison, N.J.

[73] Assignee: **Pentech International Inc.**, Edison, N.J.

[**] Term: **14 Years**

[21] Appl. No.: **40,769**

[22] Filed: **Jun. 26, 1995**

[52] U.S. Cl. **D19/51; D19/43; D19/46; D19/57**

[58] Field of Search **D19/35, 36, 41-51, D19/53-58, 81-85; 401/196, 202, 243-247**

[56] **References Cited**

U.S. PATENT DOCUMENTS

- D. 319,662 9/1991 Henry D19/57 X
- D. 327,090 6/1992 Kishita D19/43 X
- D. 354,689 1/1995 Figard D19/36

Primary Examiner—Martie Thompson
Attorney, Agent, or Firm—Sperry, Zoda & Kane

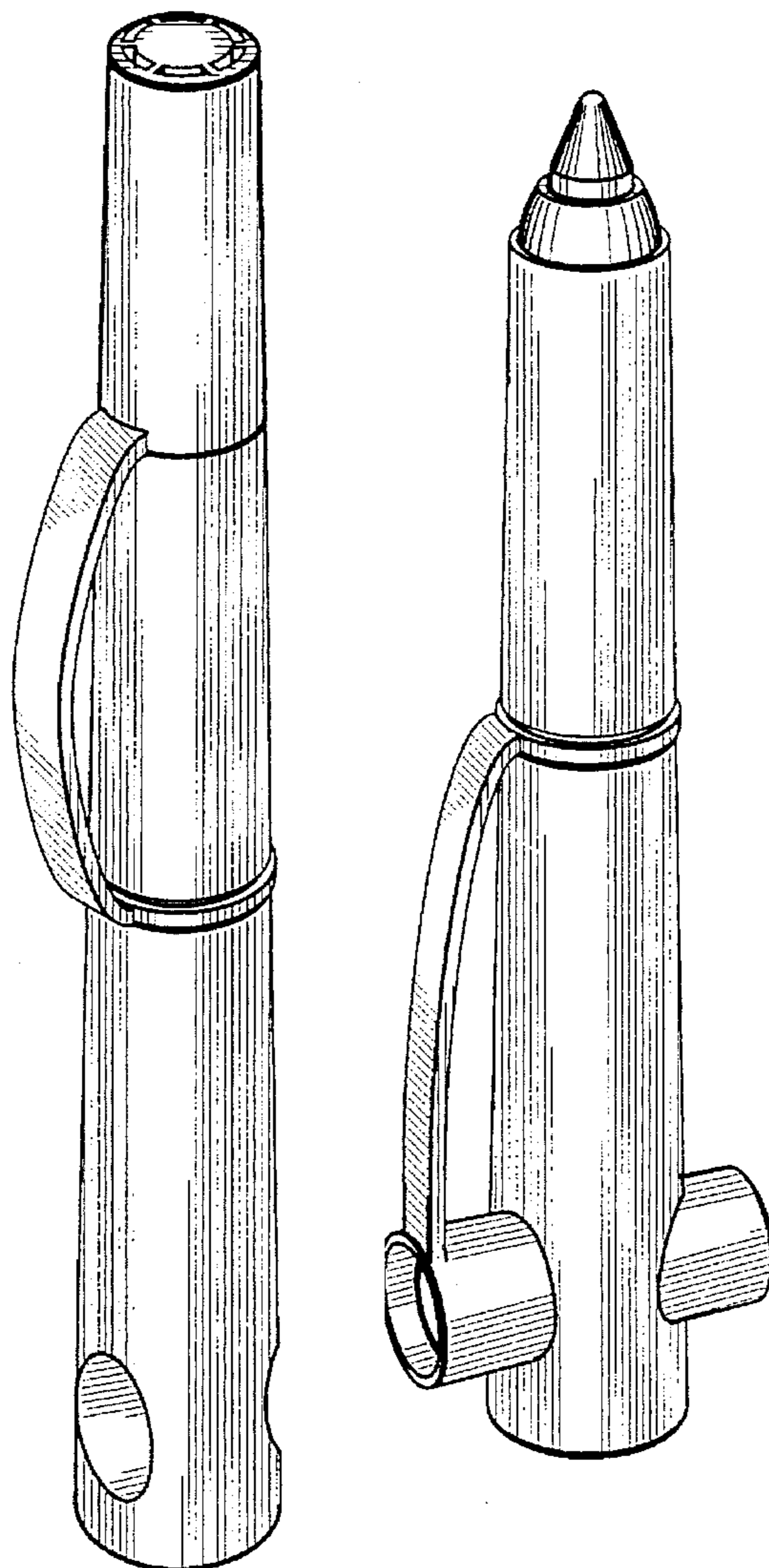
[57] **CLAIM**

The ornamental design for a marking pen, as shown and described.

DESCRIPTION

FIG. 1 is a top right front perspective view of a marking pen showing my new design;
 FIG. 2 is a front elevational view;
 FIG. 3 is a top plan view;
 FIG. 4 is a right side elevational view, the left side being a mirror image thereof;
 FIG. 5 is a bottom plan view;
 FIG. 6 is a rear elevational view; and,
 FIG. 7 is a perspective view with the cap member in a stored position.

1 Claim, 1 Drawing Sheet



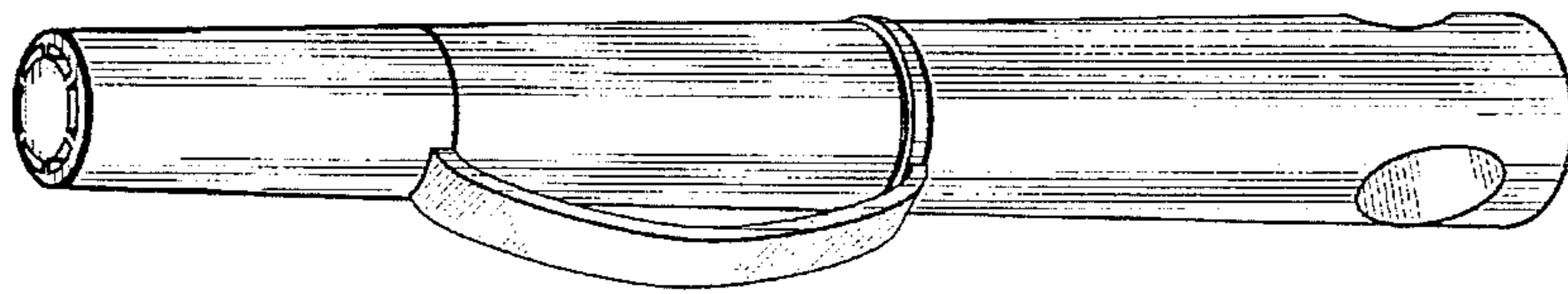


FIG. 1

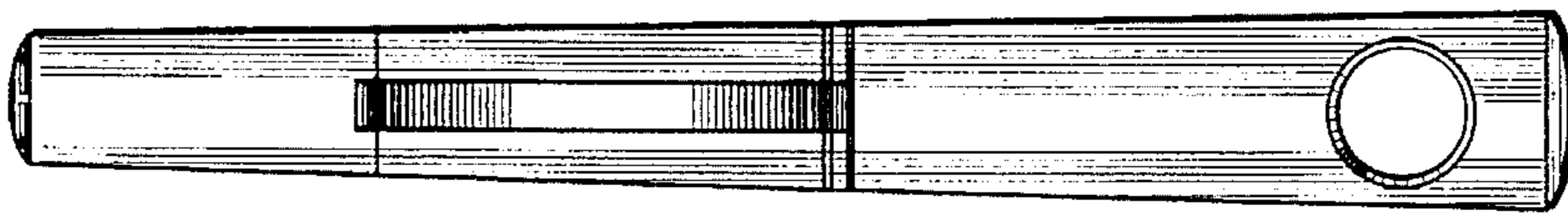


FIG. 2

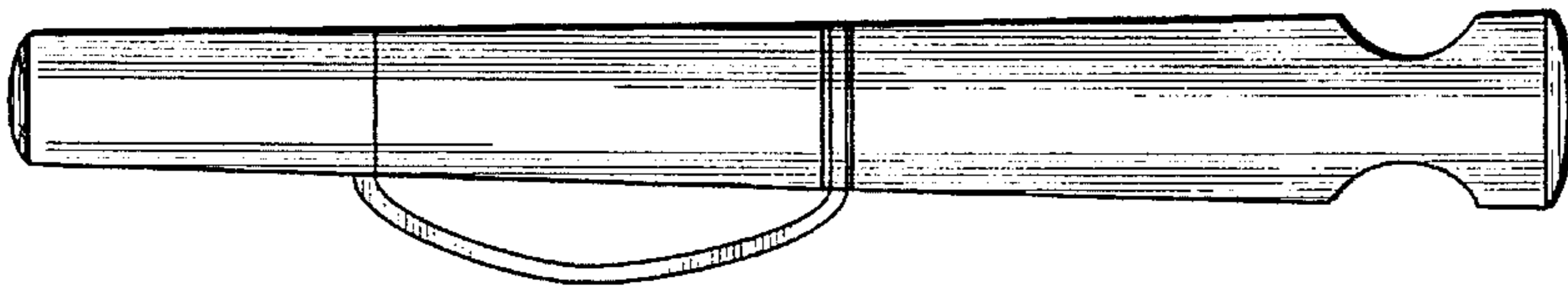


FIG. 4




FIG. 6

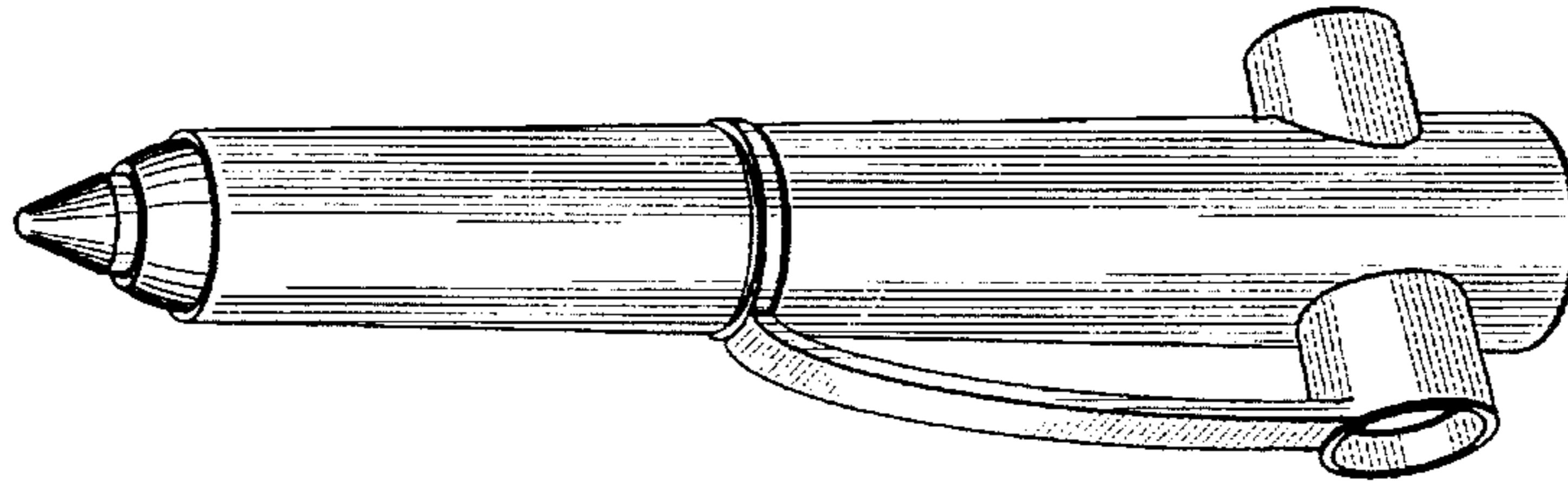


FIG. 7

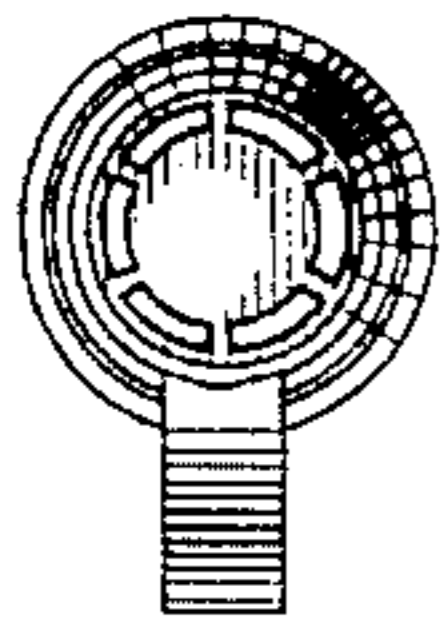


FIG. 3

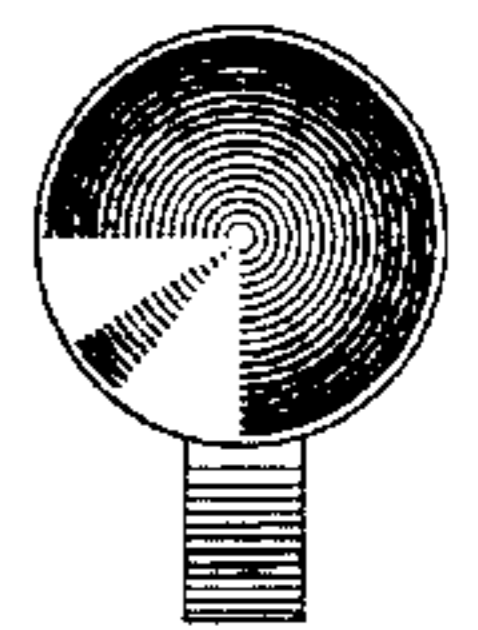


FIG. 5