



US00D368489S

# United States Patent [19] Gray

[11] Patent Number: Des. 368,489

[45] Date of Patent: \*\*Apr. 2, 1996

[54] **BOOK COVER**

[76] Inventor: **Gregg L. Gray**, 800 N. Glenhaven Ave., Fullerton, Calif. 92632

[\*\*] Term: **14 Years**

[21] Appl. No.: **17,296**

[22] Filed: **Jan. 7, 1994**

[52] U.S. Cl. .... **D19/26; D3/303**

[58] Field of Search ..... D19/26, 27, 28, D19/29, 30, 31; 283/63.1, 64; 281/15.1, 19.1, 29; 206/424; D3/303, 301, 232, 276, 285, 289, 201

[56] **References Cited**

**U.S. PATENT DOCUMENTS**

D. 284,715	7/1986	Jacober et al. ....	D3/289 X
D. 293,868	1/1988	Paletta et al. ....	D3/303 X
D. 352,604	11/1994	Johnson ....	D3/301 X
3,428,103	2/1969	Walsh ....	D3/289 X
4,141,401	2/1979	Hindemit ....	D3/289 X

**OTHER PUBLICATIONS**

Brochure entitled "Canvas Casuals" published more than one year before Jan. 7, 1994.

Brochure entitled "Fashion Tweed Biblecovers" published more than one year before Jan. 7, 1994.

Brochure entitled "Deluxe Zipper Covers" published more than one year before Jan. 7, 1994.

Brochure entitled "Southwest Style Covers" published more

than one year before Jan. 7, 1994.

Brochure entitled "Italia Collection" published more than one year before Jan. 7, 1994.

Brochure entitled "Victorian Lace" published more than one year before Jan. 7, 1994.

Brochure entitled "Genuine Leather" published more than one year before Jan. 7, 1994.

Travelwave, Sep. 1990 p. 9 "Travel Cubes" on lower right of page.

Canvas Casuals, Element A. Dec. 1992.

"Fashion Tweed" Biblecovers, element B Dec. 1992.

*Primary Examiner*—A. Hugo Word

*Assistant Examiner*—Pamela Burgess

*Attorney, Agent, or Firm*—Knobbe, Martens, Olson & Bear

[57] **CLAIM**

The ornamental design for a book cover, as shown and described.

**DESCRIPTION**

FIG. 1 is a perspective view of the interior of the book cover in a fully opened position;

FIG. 2 is a front elevational view of the exterior thereof;

FIG. 3 is an enlarged top plan view thereof;

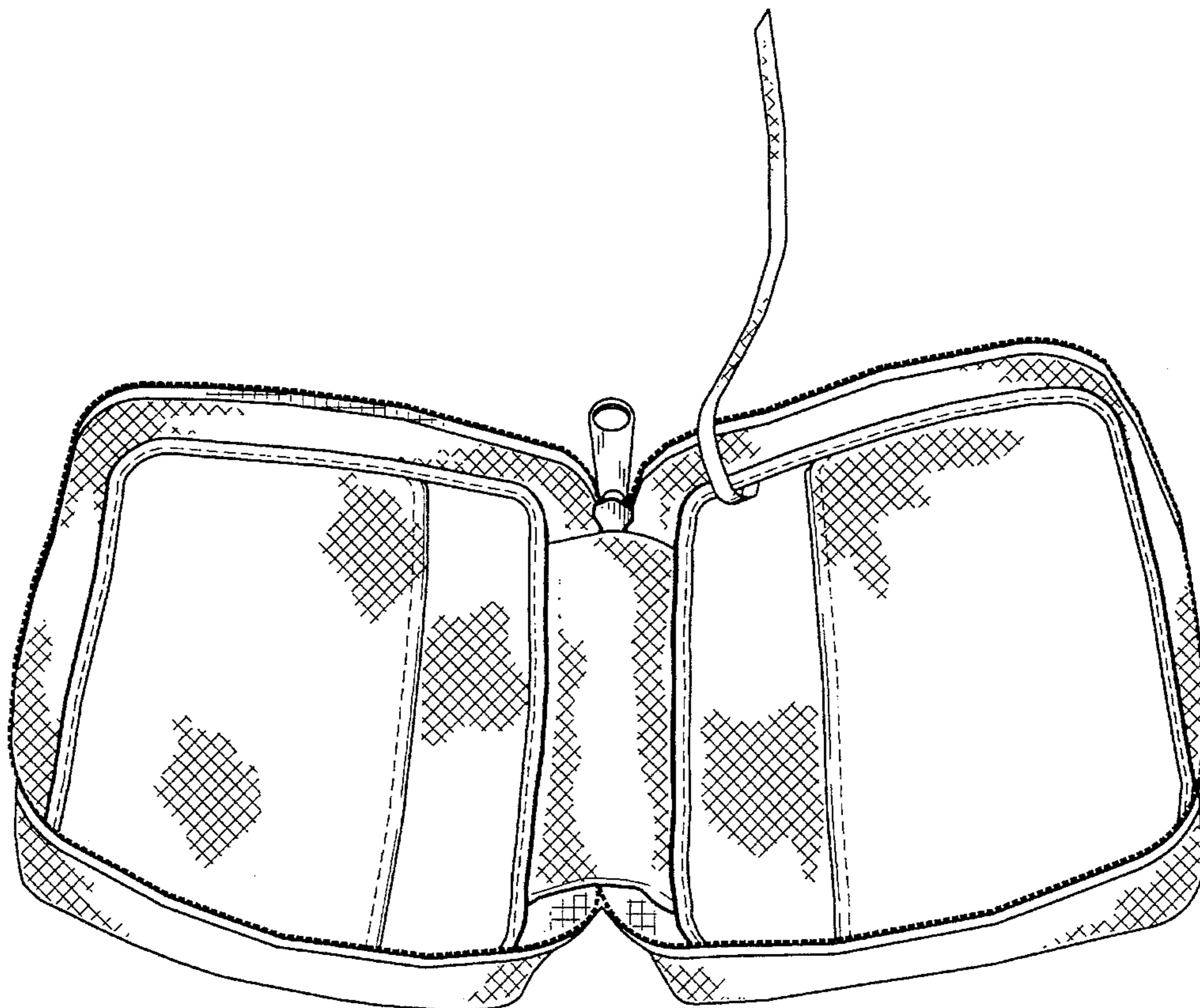
FIG. 4 is an enlarged bottom plan view thereof;

FIG. 5 is an enlarged right side elevational view thereof;

FIG. 6 is an enlarged left side elevational view thereof; and,

FIG. 7 is a front perspective view thereof, in a fully closed position.

**1 Claim, 4 Drawing Sheets**



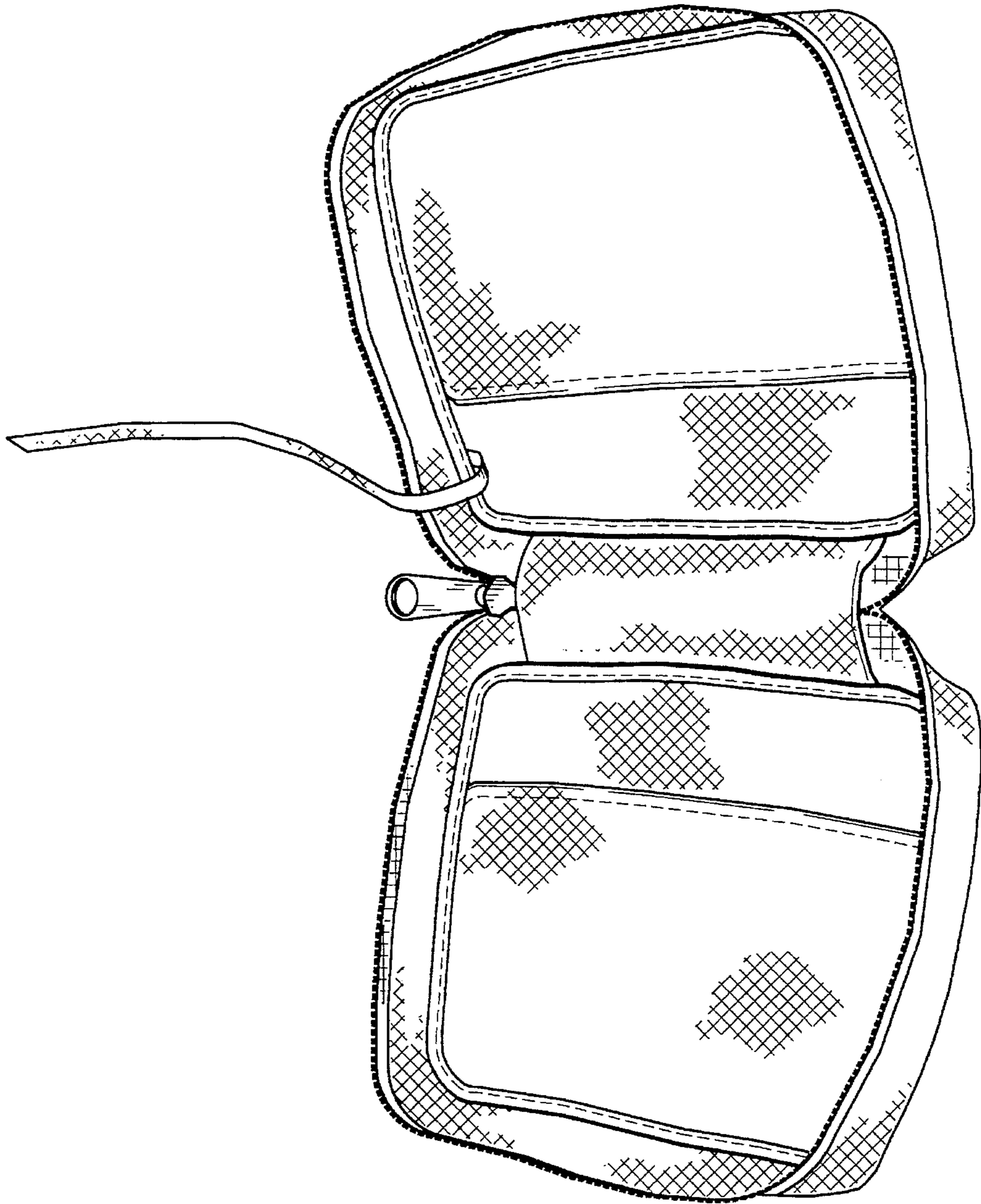


FIG. 1

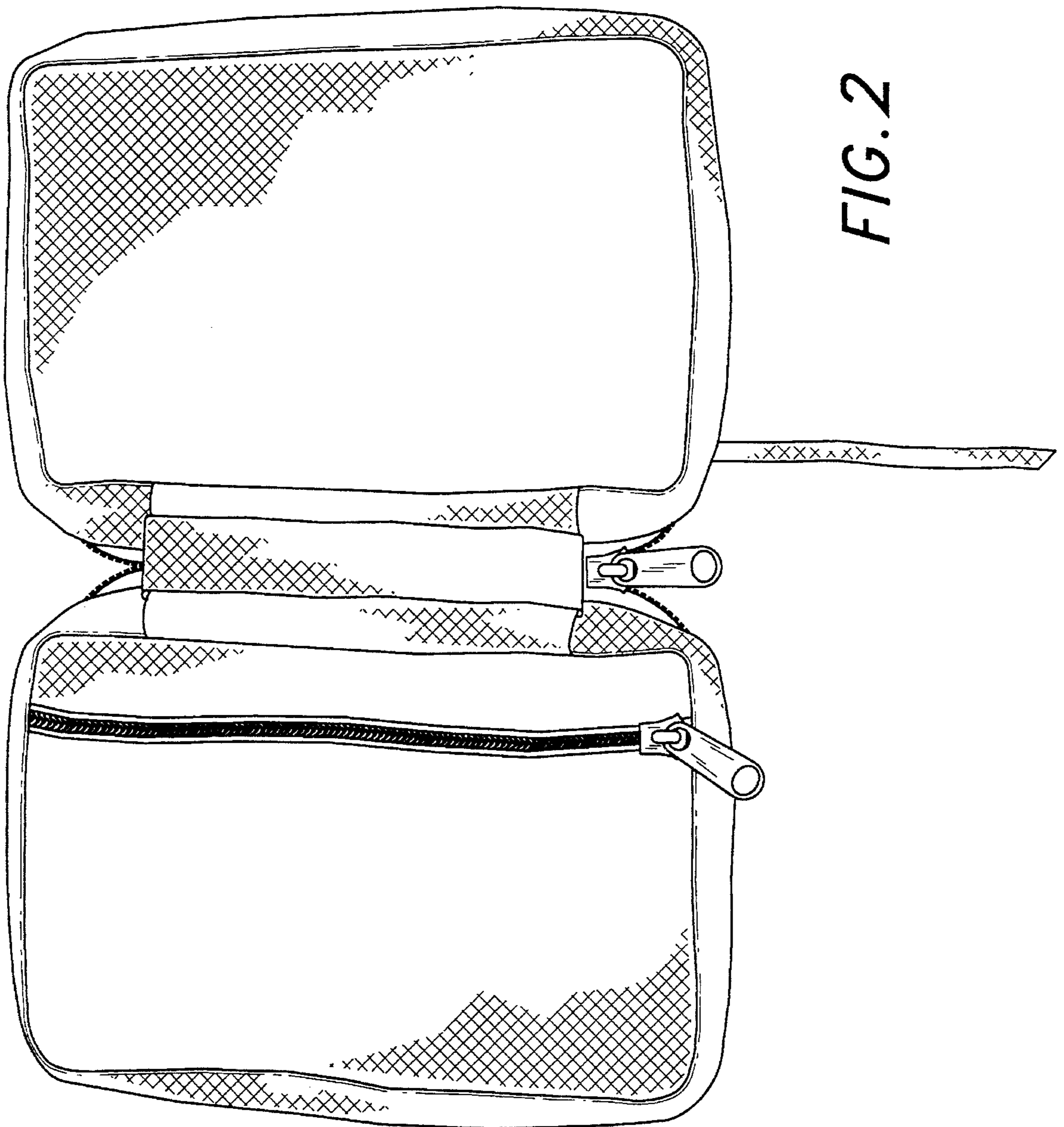


FIG. 2

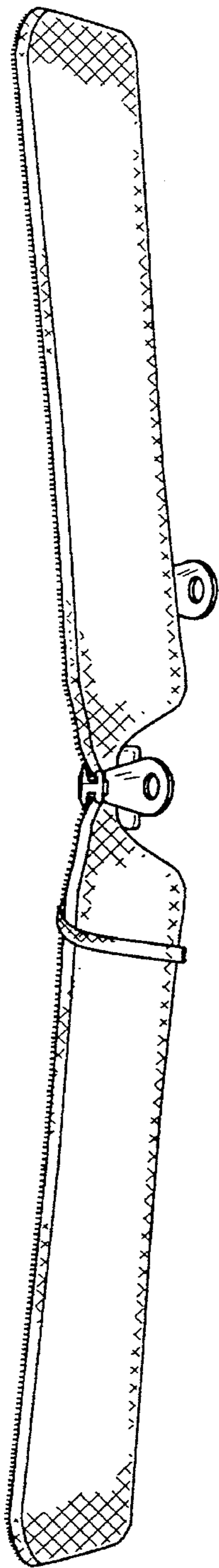


FIG. 3

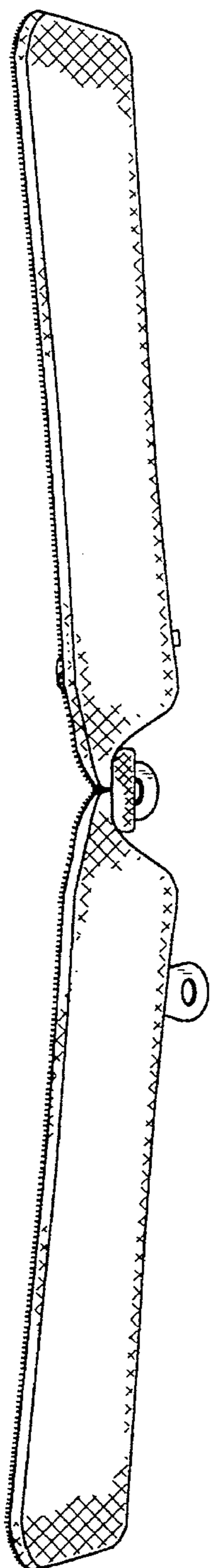


FIG. 4

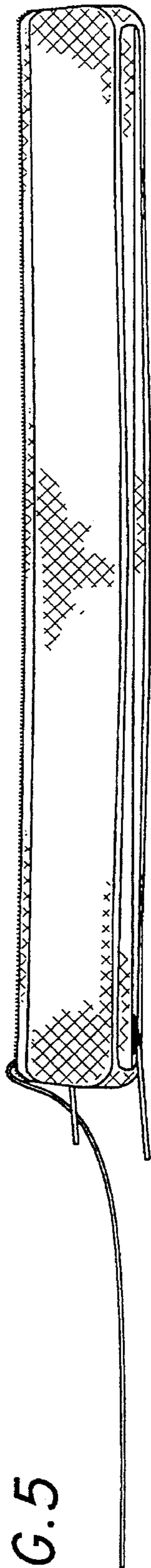


FIG. 5

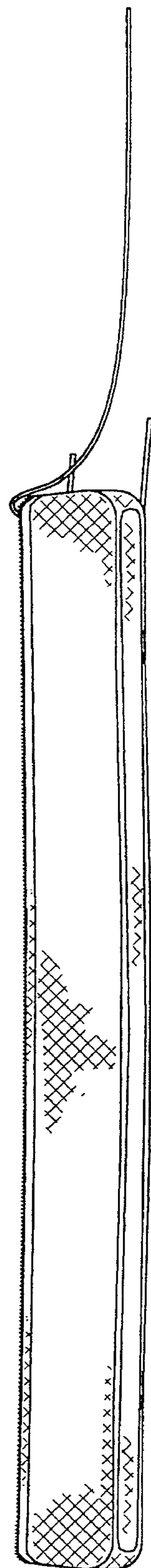


FIG. 6

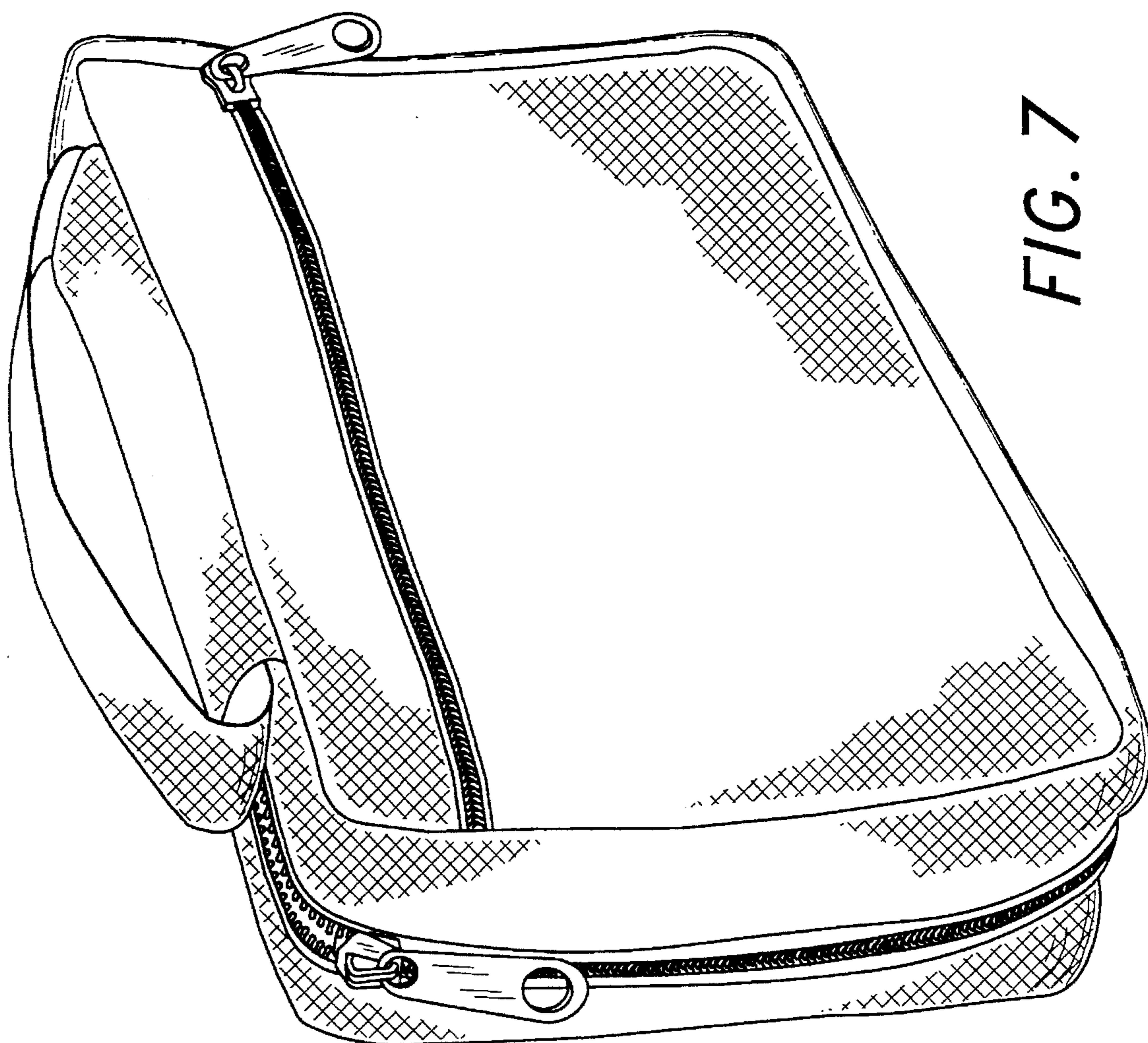


FIG. 7