



US00D368459S

United States Patent [19]

Steinke et al.

[11] Patent Number: **Des. 368,459**

[45] Date of Patent: ****Apr. 2, 1996**

[54] **DISC BRAKE SHIM**

[75] Inventors: **Gustav J. Steinke; Starla D. Huffer,**
both of Lima, Ohio

[73] Assignee: **International Brake Industries, Inc.,**
Lima, Ohio

[**] Term: **14 Years**

[21] Appl. No.: **38,238**

[22] Filed: **May 1, 1995**

[52] U.S. Cl. **D12/180**

[58] Field of Search D12/180; 188/73.1,
188/250 B

D. 354,265	1/1995	Steinke et al.	D12/180
D. 356,533	3/1995	Steinke et al.	D12/180
D. 356,534	3/1995	Steinke et al.	D12/180
D. 356,535	3/1995	Steinke et al.	D12/180

(List continued on next page.)

FOREIGN PATENT DOCUMENTS

858302714 5/1986 European Pat. Off. 188/73.1

OTHER PUBLICATIONS

Photocopy silhouette disc brake pad D262 for 1990 Pontiac vehicles.

Photocopy silhouette disc brake pad D459 for 1990 General Motors vehicles.

Photocopy silhouette disc brake pad D368 for 1991 GMC trucks.

Photocopy silhouette disc brake pad D215 for 1991 General Motors vehicles.

Photocopy silhouette disc brake pad D369 for 1992 GMC trucks.

Photocopy silhouette disc brake pad D370 for 1994 GMC trucks.

Photocopy silhouette disc brake pad D222 for 1993 Vehicle Year.

Primary Examiner—A. Hugo Word

Assistant Examiner—M. Brown

Attorney, Agent, or Firm—Edgar A. Zarins; Malcolm L. Sutherland

[56] References Cited

U.S. PATENT DOCUMENTS

D. 331,119	11/1993	Steinke et al.	D12/180
D. 336,741	6/1993	Steinke et al.	D12/180
D. 336,882	6/1993	Steinke et al.	D12/180
D. 336,883	6/1993	Steinke et al.	D12/180
D. 337,088	7/1993	Steinke et al.	D12/180
D. 337,089	7/1993	Steinke et al.	D12/180
D. 337,293	7/1993	Steinke et al.	D12/180
D. 337,294	7/1993	Steinke et al.	D12/180
D. 337,295	7/1993	Steinke et al.	D12/180
D. 337,296	7/1993	Steinke et al.	D12/180
D. 337,557	7/1993	Steinke et al.	D12/180
D. 337,558	7/1993	Steinke et al.	D12/180
D. 337,559	7/1993	Steinke et al.	D12/180
D. 337,560	7/1993	Steinke et al.	D12/180
D. 337,750	7/1993	Steinke et al.	D12/180
D. 337,981	8/1993	Steinke et al.	D12/180
D. 337,982	8/1993	Steinke et al.	D12/180
D. 338,648	8/1993	Steinke et al.	D12/180
D. 341,120	11/1993	Steinke et al.	D12/180
D. 341,350	11/1993	Steinke et al.	D12/180
D. 341,807	11/1993	Steinke et al.	D12/180
D. 341,808	11/1993	Steinke et al.	D12/180
D. 344,921	3/1994	Steinke et al.	D12/180
D. 344,922	3/1994	Steinke et al.	D12/180
D. 344,923	3/1994	Steinke et al.	D12/180
D. 346,998	5/1994	Steinke et al.	D12/180
D. 350,517	9/1994	Steinke et al.	D12/180
D. 350,519	9/1994	Steinke et al.	D12/180
D. 350,520	9/1994	Steinke et al.	D12/180

[57] CLAIM

The ornamental design for a disc brake shim, as shown and described.

DESCRIPTION

FIG. 1 is a perspective view of a disc brake shim showing our new design;

FIG. 2 is a front elevational view thereof;

FIG. 3 is a rear elevational view thereof;

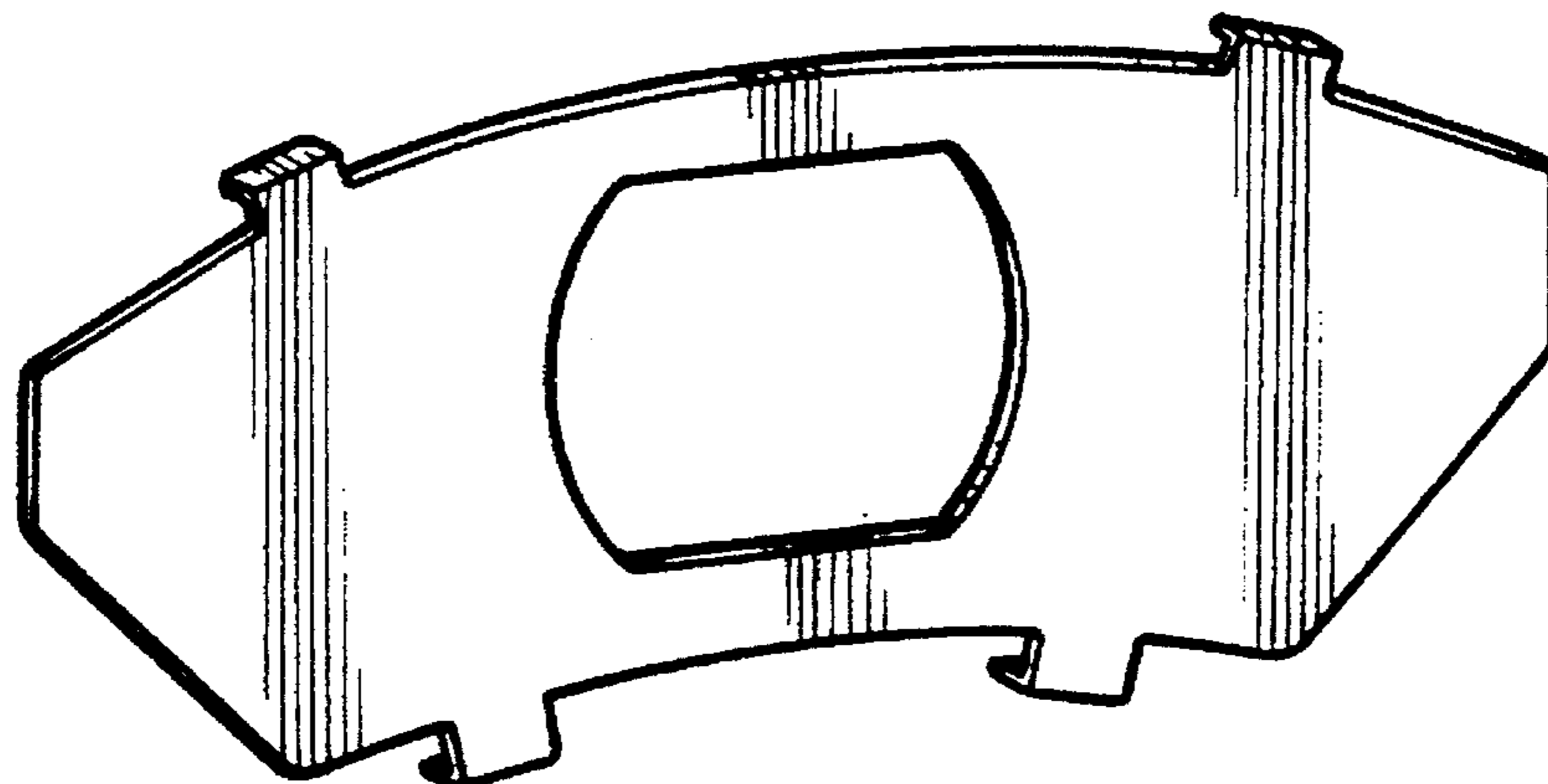
FIG. 4 is a top plan view thereof;

FIG. 5 is a bottom plan view thereof;

FIG. 6 is a left side view thereof; and,

FIG. 7 is a right side view thereof.

1 Claim, 1 Drawing Sheet



U.S. PATENT DOCUMENTS

D. 356,767	3/1995	Steinke et al.	D12/180	D. 357,445	4/1995	Steinke et al.	D12/180
D. 356,768	3/1995	Steinke et al.	D12/180	D. 357,446	4/1995	Steinke et al.	D12/180
D. 356,769	3/1995	Steinke et al.	D12/180	D. 357,447	4/1995	Steinke et al.	D12/180
D. 356,983	4/1995	Steinke et al.	D12/180	D. 357,448	4/1995	Steinke et al.	D12/180
D. 356,984	4/1995	Steinke et al.	D12/180	D. 357,449	4/1995	Steinke et al.	D12/180
D. 356,985	4/1995	Steinke et al.	D12/180	D. 357,450	4/1995	Steinke et al.	D12/180
D. 356,986	4/1995	Steinke et al.	D12/180	D. 357,451	4/1995	Steinke et al.	D12/180
D. 356,987	4/1995	Steinke et al.	D12/180	D. 357,452	4/1995	Steinke et al.	D12/180
D. 356,988	4/1995	Steinke et al.	D12/180	D. 357,655	4/1995	Steinke et al.	D12/180
D. 357,220	4/1995	Steinke et al.	D12/180	D. 357,656	4/1995	Steinke et al.	D12/180
D. 357,221	4/1995	Steinke et al.	D12/180	D. 357,657	4/1995	Steinke et al.	D12/180
D. 357,433	4/1995	Steinke et al.	D12/180	D. 357,658	4/1995	Steinke et al.	D12/180
D. 357,434	4/1995	Steinke et al.	D12/180	D. 357,659	4/1995	Steinke et al.	D12/180
D. 357,443	4/1995	Steinke et al.	D12/180	D. 357,660	4/1995	Steinke et al.	D12/180
D. 357,444	4/1995	Steinke et al.	D12/180	D. 357,661	4/1995	Steinke et al.	D12/180
					D. 357,662	4/1995	Steinke et al.	D12/180
					D. 359,020	6/1995	Steinke et al.	D12/180

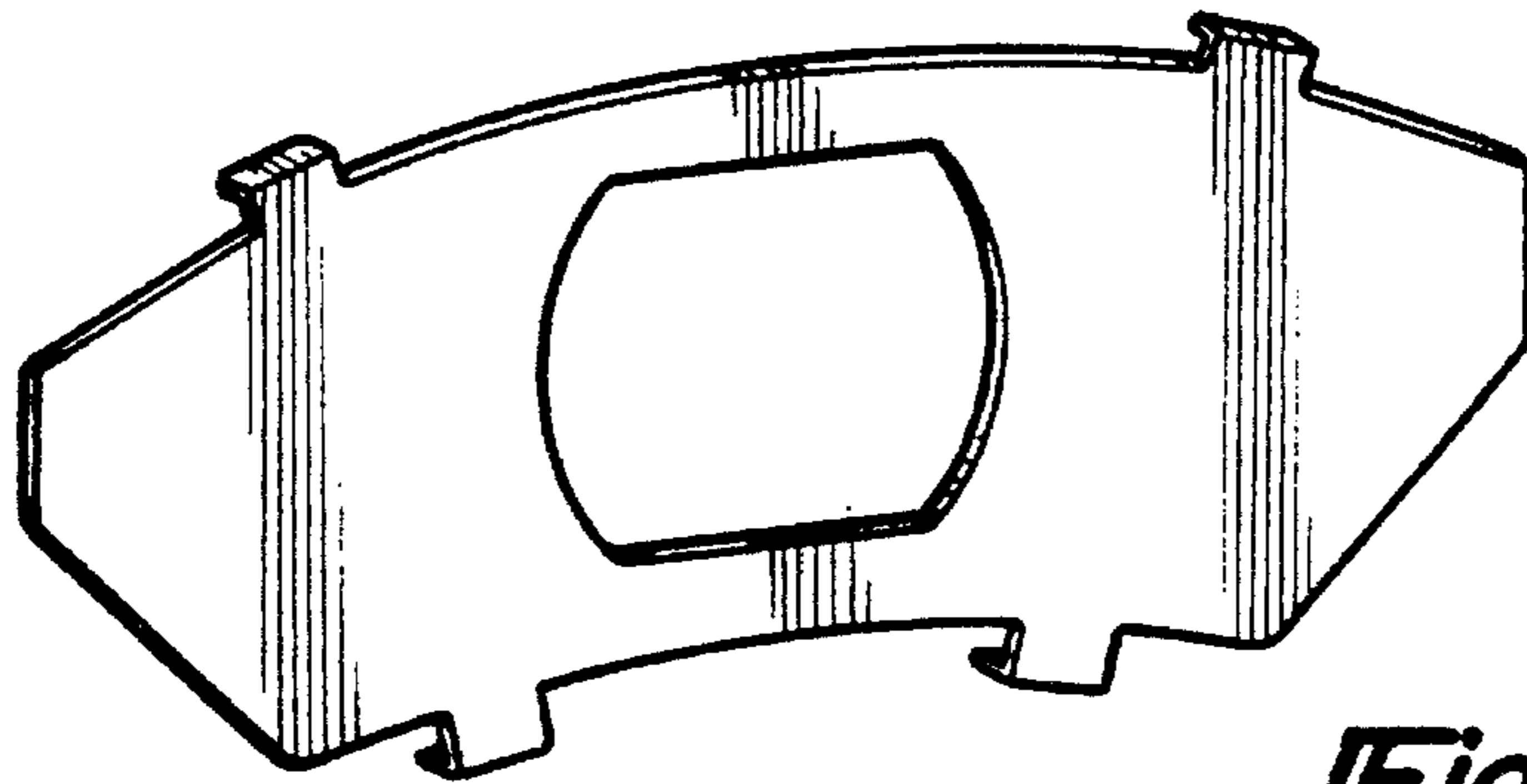


Fig - 1

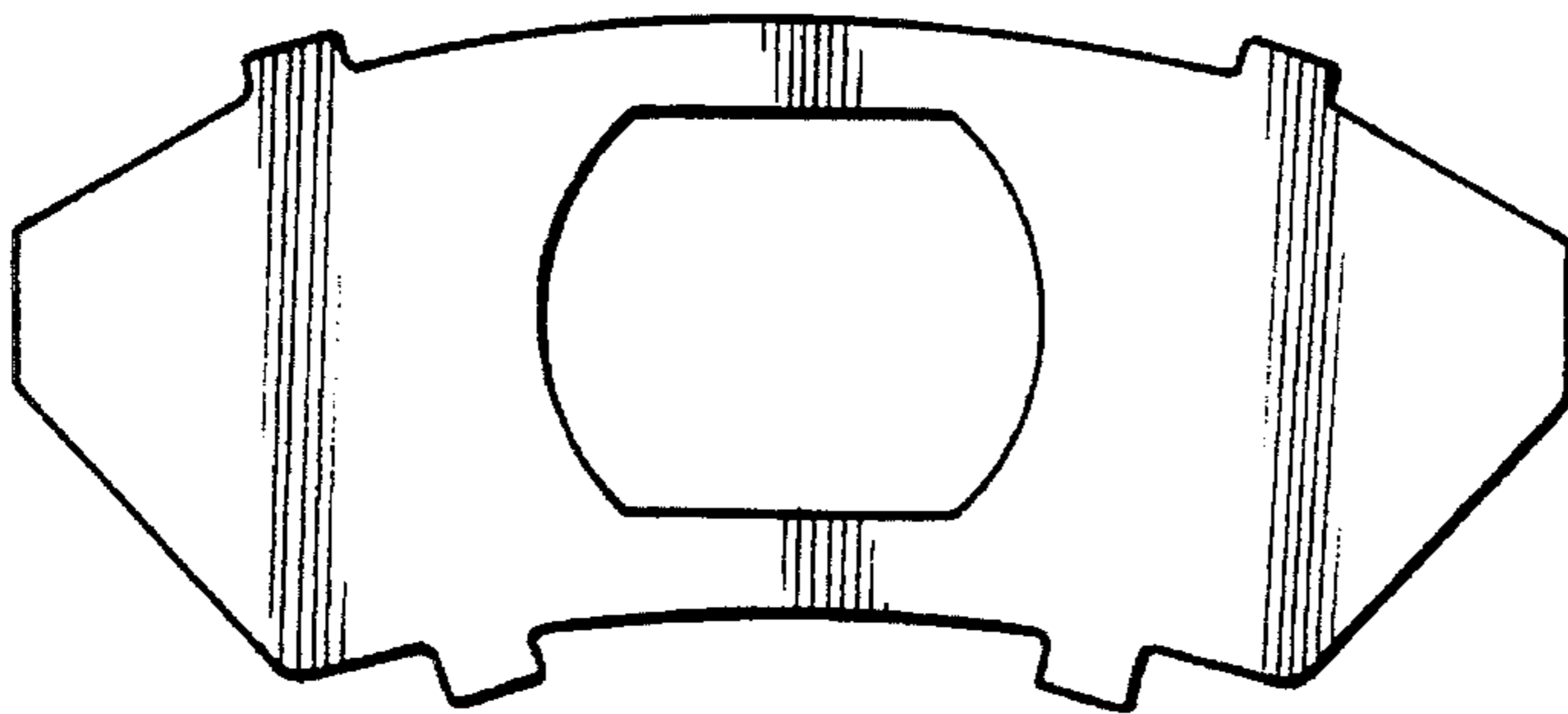


Fig - 2

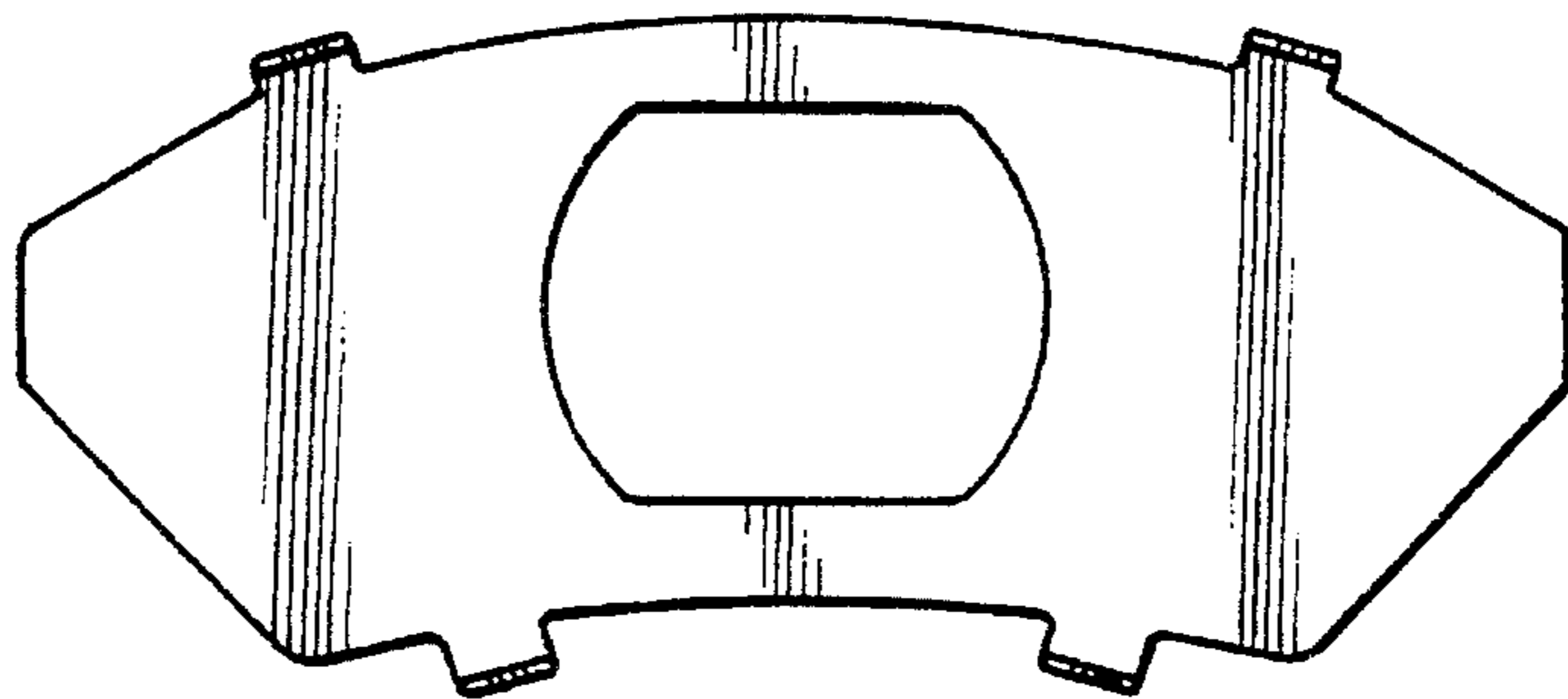


Fig - 3

Fig - 7



Fig - 4




Fig - 5




Fig - 6