



US00D368443S

United States Patent [19] Shryock

[11] **Patent Number: Des. 368,443**
[45] **Date of Patent: *** Apr. 2, 1996**

[54] **FLOWER POT COVER**

[75] Inventor: **Jon S. Shryock**, Bethany, Okla.

[73] Assignee: **Highland Supply Corporation**, Highland, Ill.

[*] Notice: The portion of the term of this patent subsequent to Mar. 26, 2010, has been disclaimed.

[**] Term: **14 Years**

[21] Appl. No.: **9,343**

[22] Filed: **Jun. 8, 1993**

[52] U.S. Cl. **D11/164; D11/143**

[58] **Field of Search** D11/143, 149, D11/152-156, 164, 89, 90; 47/66, 72; 206/423; 215/100.5; 229/1.5 R, 1.5 B, 4.5, 87.01, 922, 930, 108, 108.1, 109, 110; 428/27, 35.1, 24, 542.6; D9/346, 428-431; D27/102, 133; D26/128-136; D19/96; D7/540, 584, 586, 587, 354

[56] **References Cited**

U.S. PATENT DOCUMENTS

D. 36,957	6/1904	Helmer	D7/540 X
D. 136,358	9/1943	Grau	D11/152
D. 242,738	12/1976	Michaeli	D26/136
D. 246,742	12/1977	Baker	D26/129
D. 254,194	2/1980	Smith	D11/152
D. 272,848	2/1984	Koziol	D11/89 X
D. 291,066	7/1987	Antoine	D9/430 X
D. 292,182	10/1987	Weder et al.	D11/164
D. 292,562	11/1987	Weder et al.	D11/164
D. 293,224	12/1987	Weder et al.	D11/164
D. 293,775	1/1988	Weder et al.	D11/164
D. 315,881	4/1991	Weder	D11/164

D. 316,061	4/1991	Weder	D11/164
D. 317,583	6/1991	Weder et al.	D11/164
D. 318,030	7/1991	Weder et al.	D11/164
D. 326,830	6/1992	Vaughn	D11/143
D. 327,234	6/1992	Vaughn	D11/143
D. 340,367	10/1993	Mansson	D11/149 X
D. 340,882	11/1993	Holtkamp, Jr.	D11/164
2,355,559	8/1944	Renner	229/8
4,678,095	7/1987	Barnett et al.	229/110 X
5,127,817	7/1992	Weder et al.	425/383

OTHER PUBLICATIONS

Popular Mechanics, Feb. 1965, p. 163, improvised vase at top right.
The Glass of Frederick Carder, p. 71, Ill 109.
Exhibit A-Speed Cover® Brochure—The Simple Solution . . . , © 1989.

Primary Examiner—Jeffrey Asch
Attorney, Agent, or Firm—Dunlap & Coddling

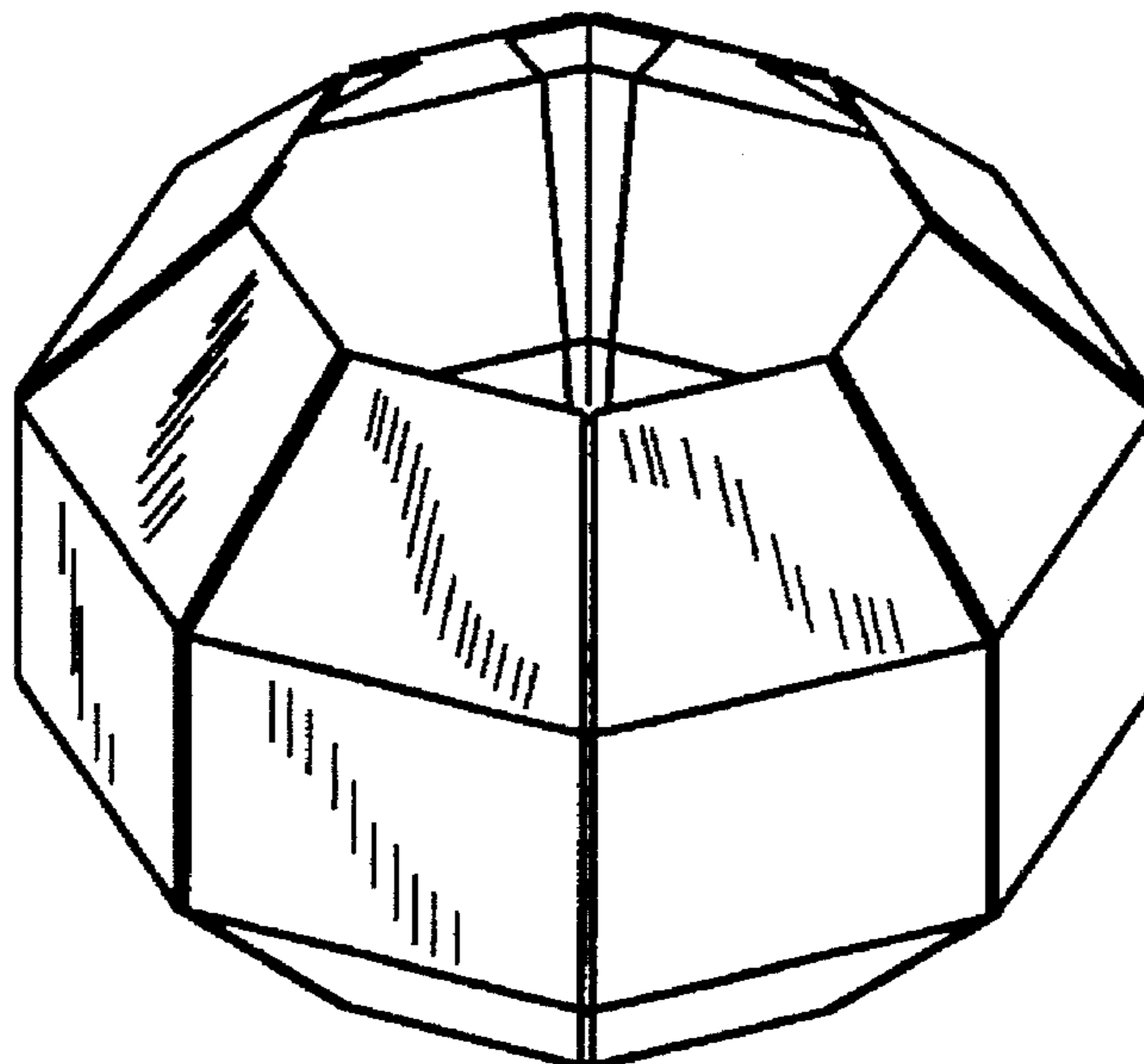
[57] **CLAIM**

The ornamental design for a flower pot cover, as shown and described.

DESCRIPTION

FIG. 1 is a perspective view of my new flower pot cover design;
FIG. 2 is a side elevational view thereof;
FIG. 3 is a top plan view thereof;
FIG. 4 is a bottom plan view thereof;
FIG. 5 is a side elevational view of a second embodiment of the design of FIG. 1, the only difference being the height; and,
FIG. 6 is a side elevational view of a third embodiment of the design of FIG. 1, the only difference being the height. The flower pot cover has no substantial thickness.

1 Claim, 1 Drawing Sheet



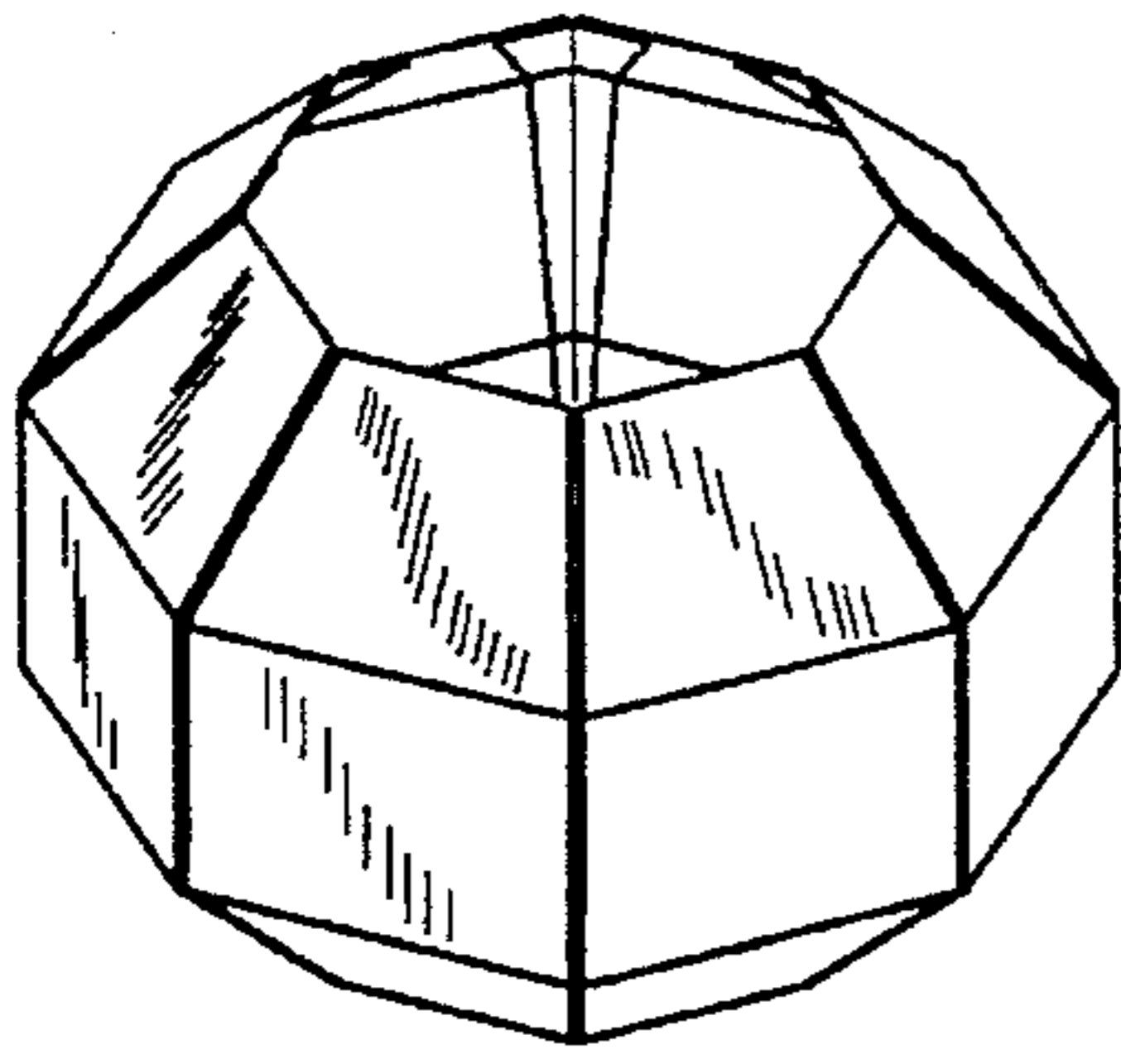


FIG. 1

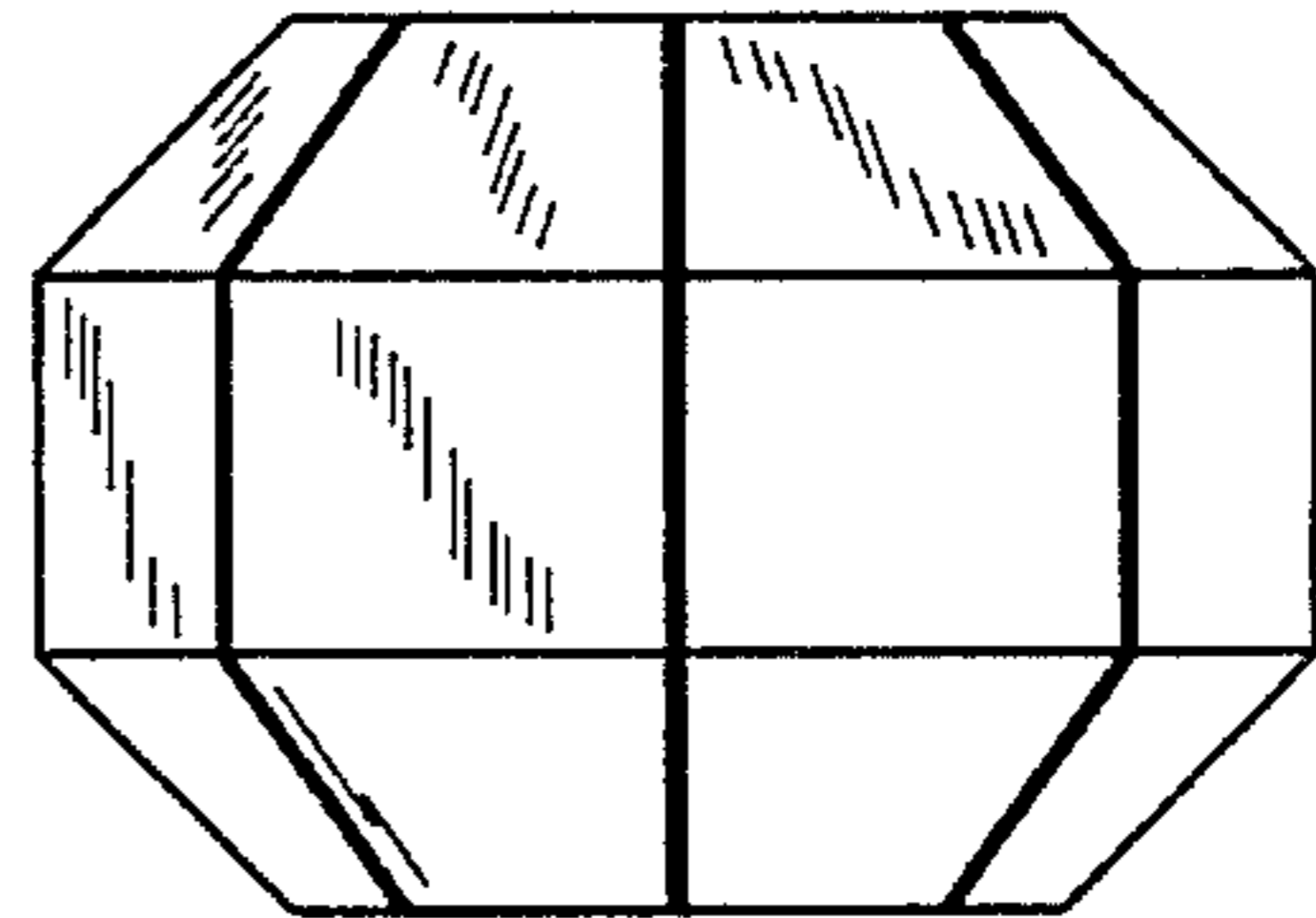


FIG. 2

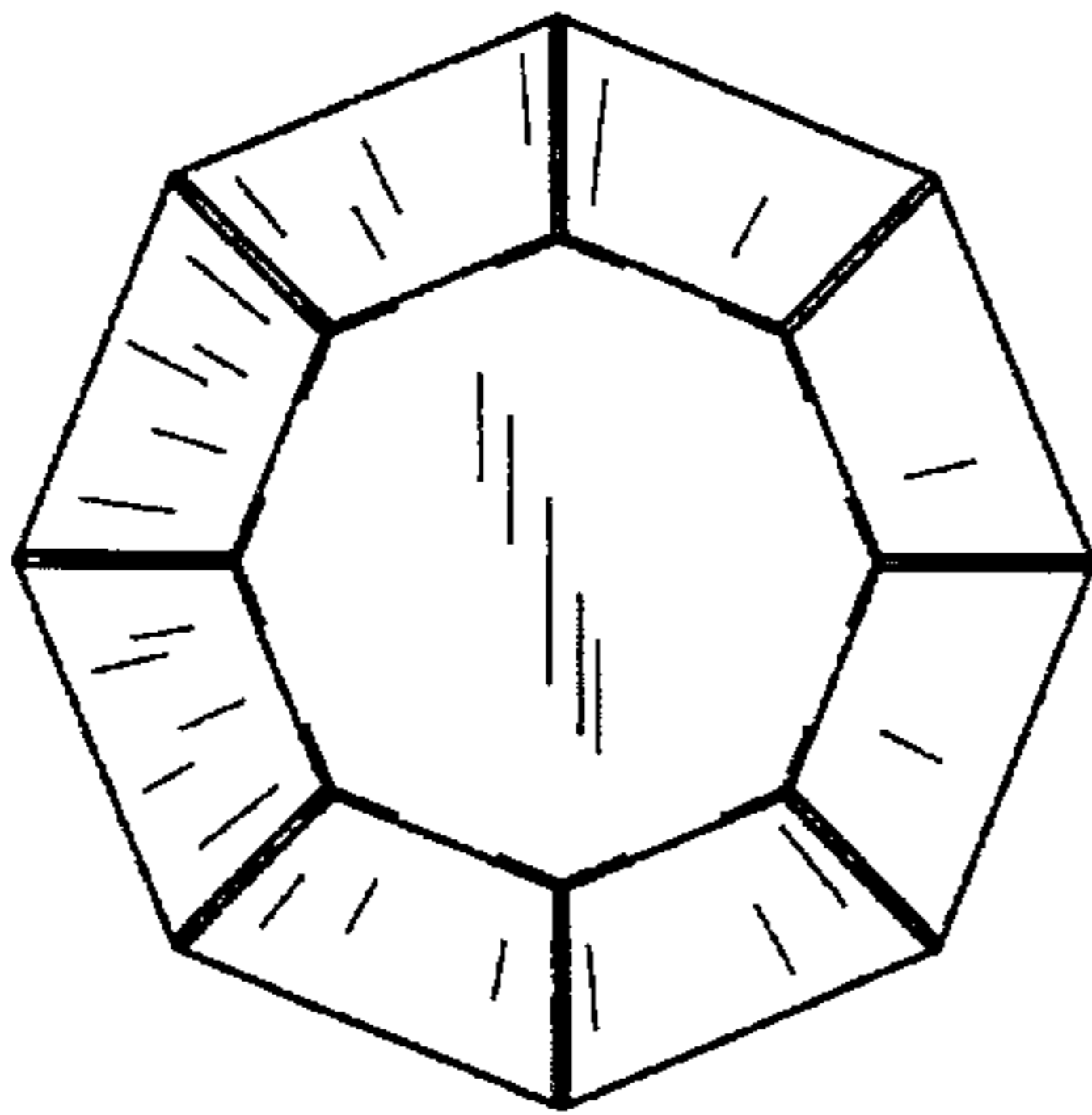


FIG. 3

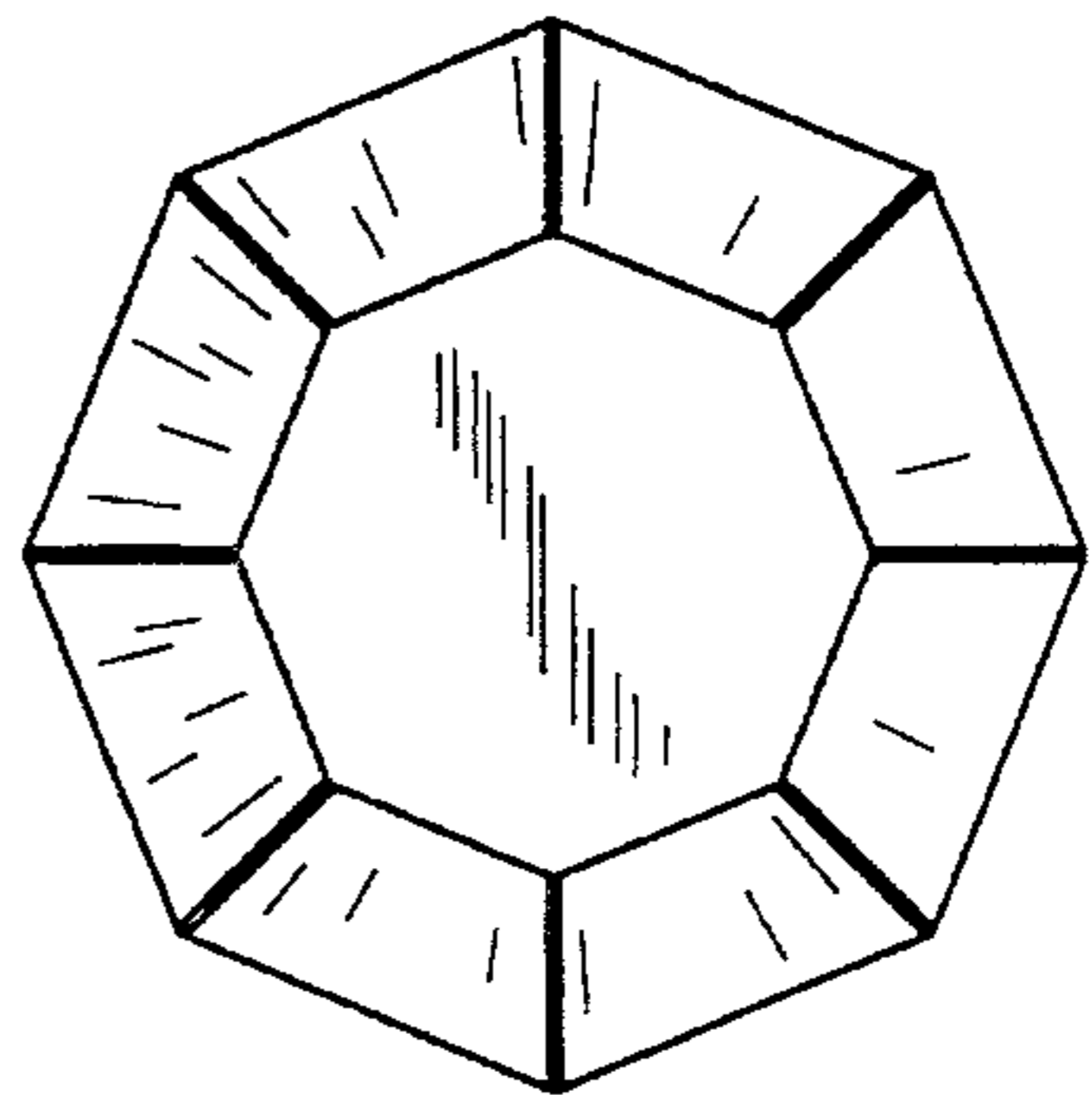


FIG. 4

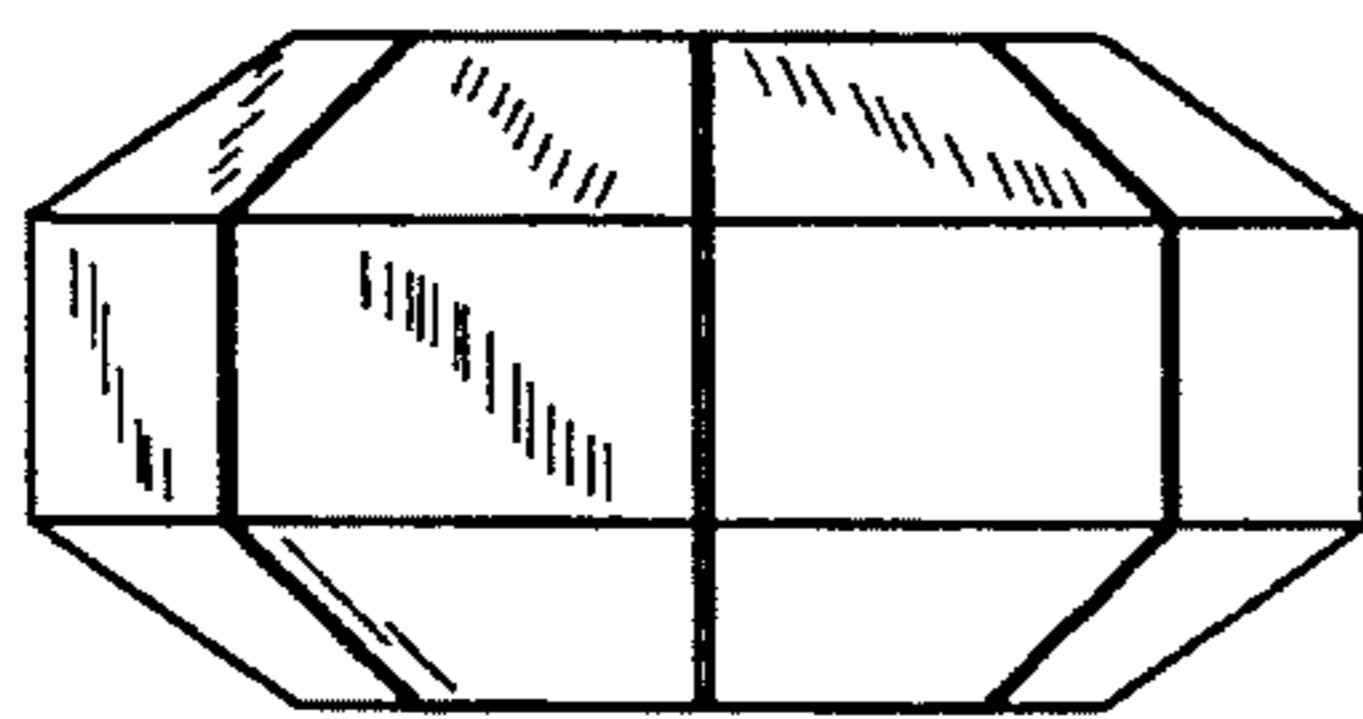


FIG. 5

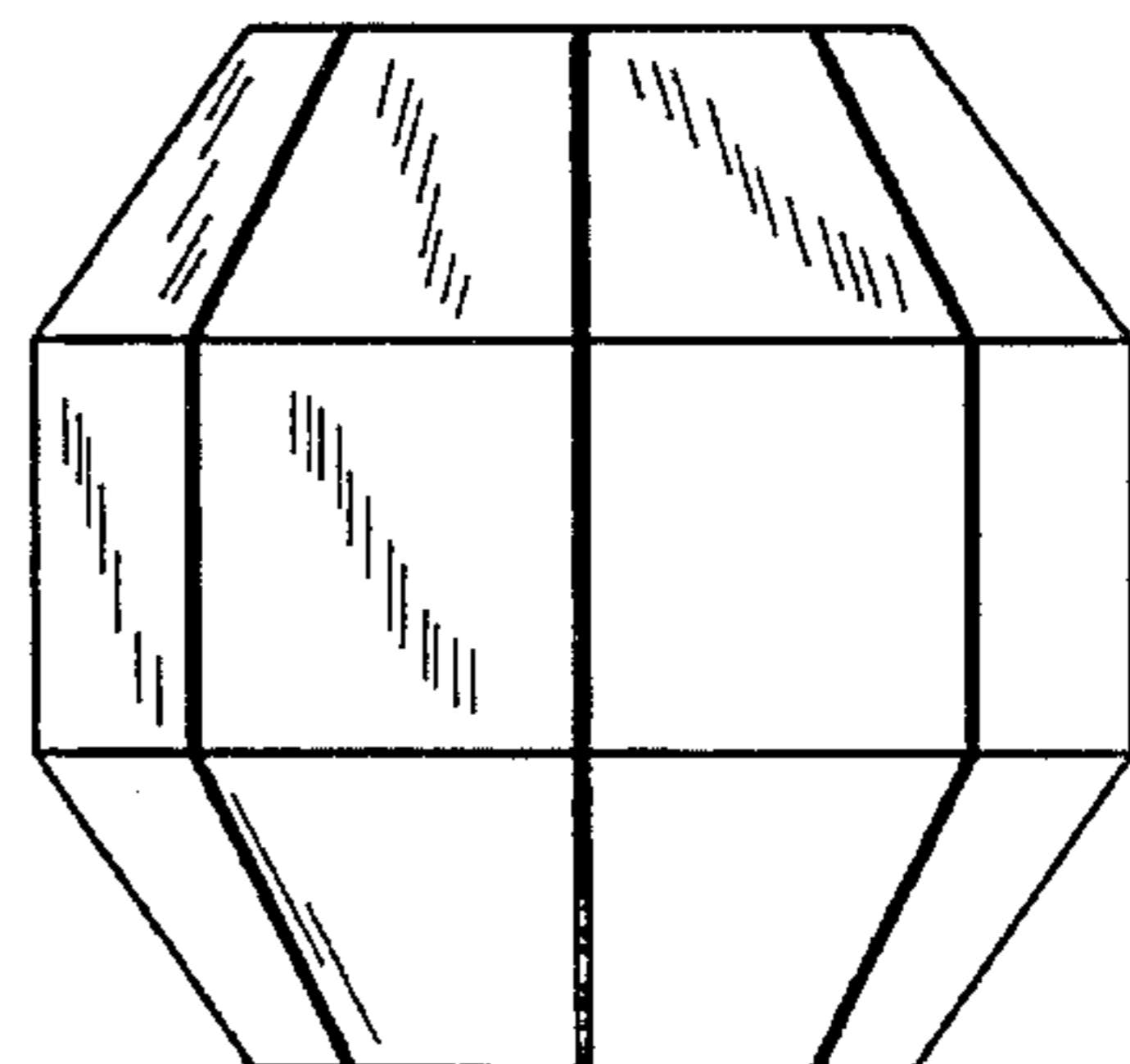


FIG. 6