



US00D368437S

United States Patent [19]
Huang

[11] **Patent Number: Des. 368,437**
[45] **Date of Patent: **Apr. 2, 1996**

[54] **BELL**
[76] Inventor: **Chung-Shyan Huang**, No. 1-1, Chang Mar Street, Hsiu Shui Hsiang, Chang Hua Hsien, Taiwan
[**] Term: **14 Years**
[21] Appl. No.: **40,189**
[22] Filed: **Jun. 12, 1995**
[52] U.S. Cl. **D10/116; D11/49**
[58] **Field of Search** D10/104, 116, D10/117, 118, 119, 120, 121; 116/148, 149, 150, 170, 171, 172; D11/48, 49, 52

D. 342,915 1/1994 Shyan D10/116
Primary Examiner—A. Hugo Word
Assistant Examiner—Marcus Jackson
Attorney, Agent, or Firm—Charles E. Baxley

[57] **CLAIM**

The ornamental design for a bell, as shown and described.

DESCRIPTION


FIG. 1 is a perspective view of a bell showing my new design;
FIG. 2 is a front elevational view thereof;
FIG. 3 is a rear elevational view thereof;
FIG. 4 is a left side elevational view thereof;
FIG. 5 is a right side elevational view thereof;
FIG. 6 is a top plan view thereof; and,
FIG. 7 is a bottom plan view thereof.

[56] **References Cited**

U.S. PATENT DOCUMENTS

D. 332,758 1/1993 Shyan D10/116
D. 338,847 8/1993 Huang D10/116

1 Claim, 1 Drawing Sheet






Fig 2

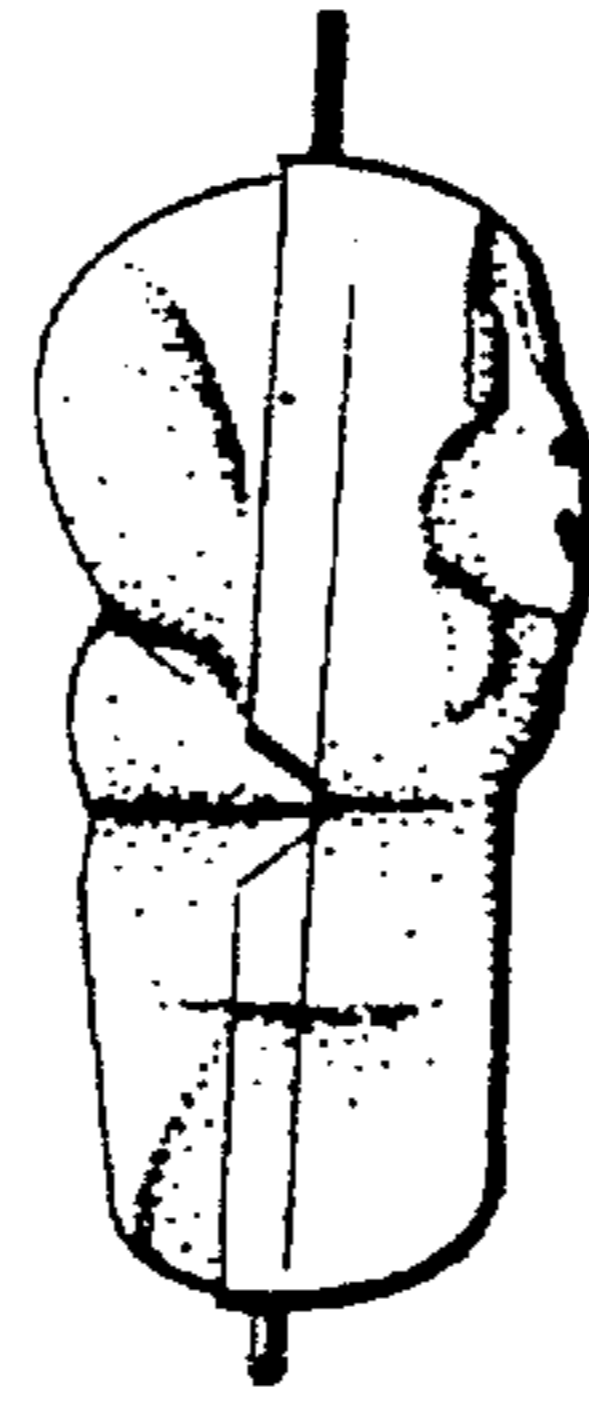


Fig 4

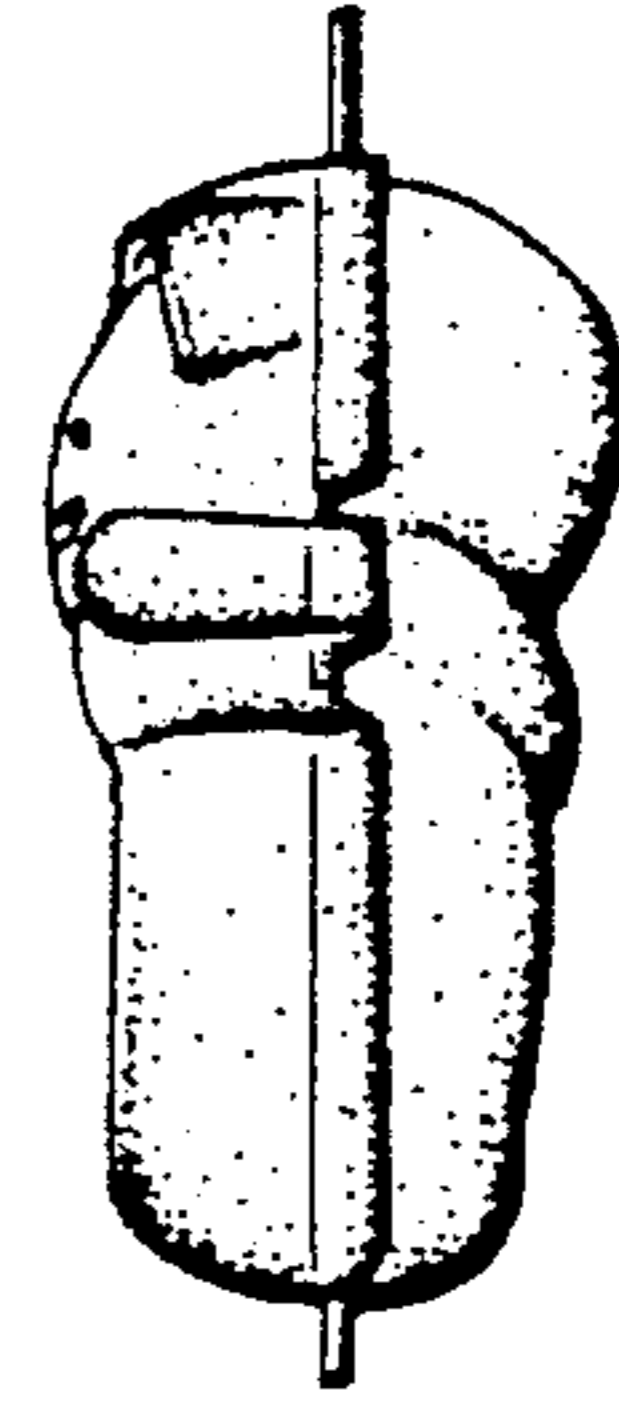


Fig 5




Fig 1

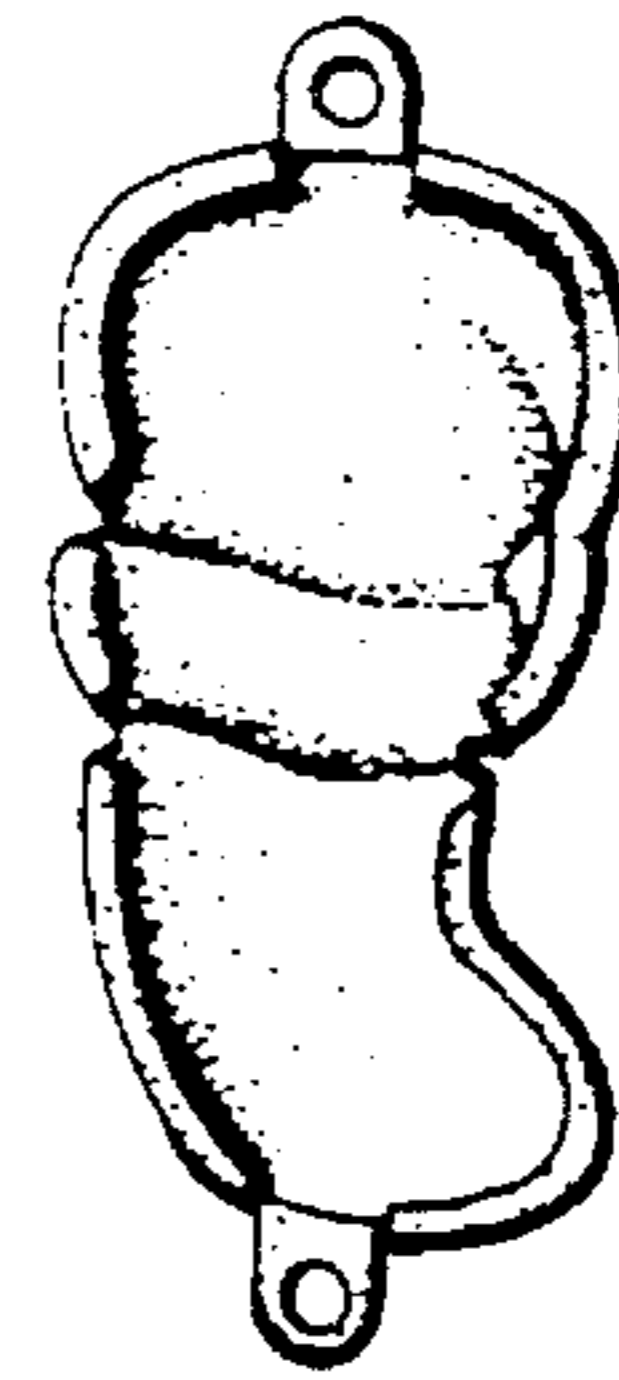


Fig 3

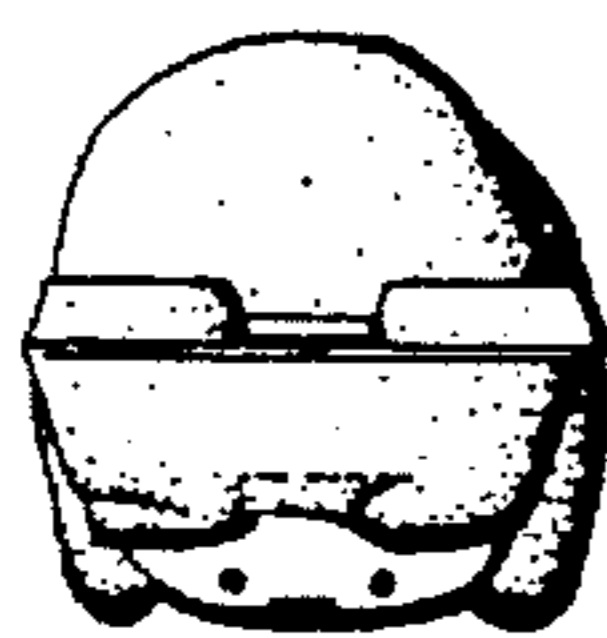


Fig 6

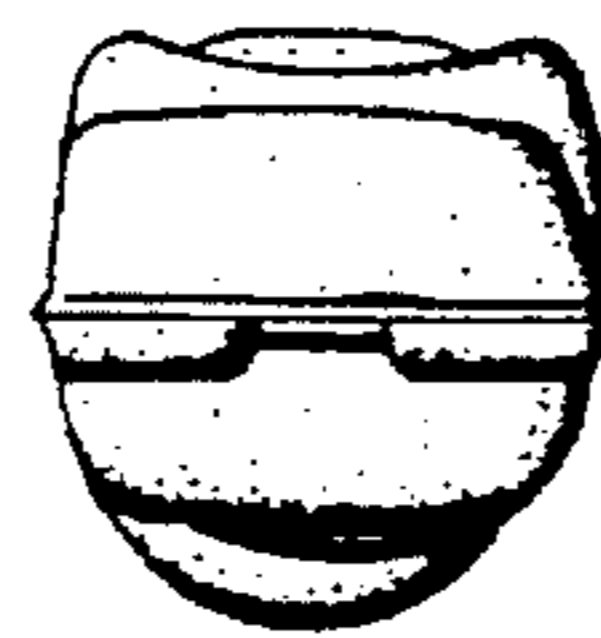


Fig 7