



US00D368425S

United States Patent [19]

Newell

[11] Patent Number: **Des. 368,425**

[45] Date of Patent: ****Apr. 2, 1996**

[54] **COMBINED SPRAY CONTAINER AND CAP**

[76] Inventor: **Arthur E. Newell**, 500 Danbury La.,
Topeka, Kans. 66606

[**] Term: **14 Years**

[21] Appl. No.: **24,708**

[22] Filed: **Jun. 20, 1994**

Related U.S. Application Data

[62] Division of Ser. No. 991,302, Jul. 9, 1992, Pat. No. Des. 351,785.

[52] U.S. Cl. **D9/300**; D9/307; D9/504

[58] Field of Search D9/300, 447, 448,
D9/500, 503, 504, 529, 548; D28/91.1;
215/1 R, 1 C; 239/333, 337, 338; 222/321,
383; D22/115, 116

[56] References Cited

U.S. PATENT DOCUMENTS

D. 92,786	7/1934	Vivaudou	D9/529
D. 138,604	8/1944	Stevens	D9/505 X
D. 228,280	9/1973	Kretz	D9/548
D. 278,598	4/1985	Weber	D9/504
D. 351,785	10/1994	Newell	D9/504 X

OTHER PUBLICATIONS

Barnes, Frank C. "Cartridges of the World", 1976. p. 213.

Primary Examiner—Ted Shooman

Assistant Examiner—Cheri Cohen

Attorney, Agent, or Firm—Litman, McMahon and Brown

[57] CLAIM

The ornamental design for a combined spray container and cap, as shown and described.

DESCRIPTION

FIG. 1 is an upper perspective view of a combined spray container and cap with the cap attached, showing my new design;

FIG. 2 is a side elevational view thereof, all other side elevational view thereof being identical;

FIG. 3 is a top plan view thereof;

FIG. 4 is a bottom plan view thereof;

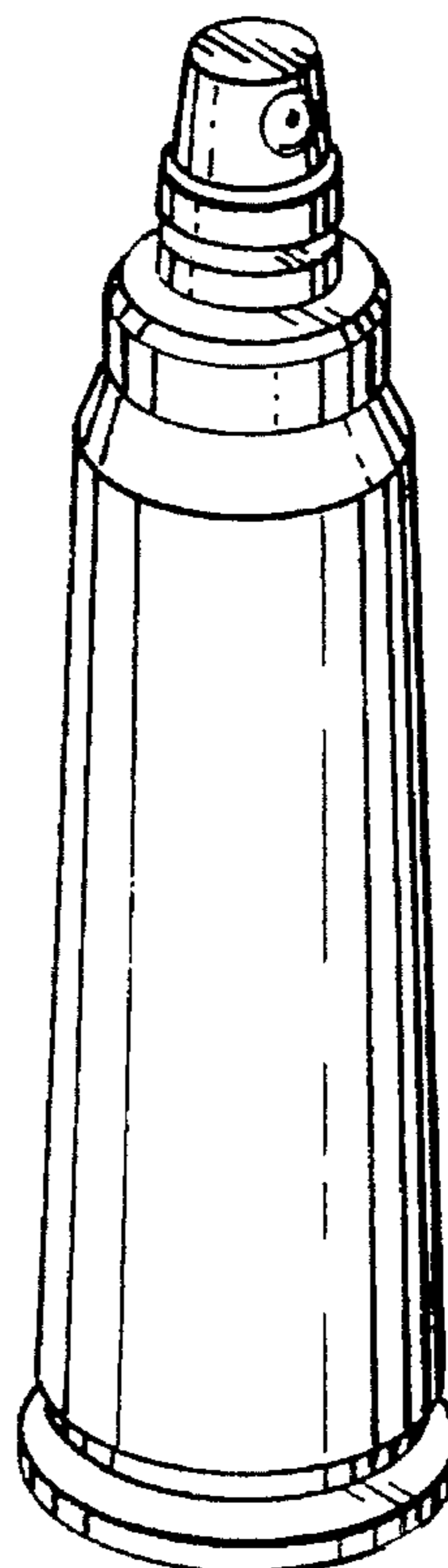
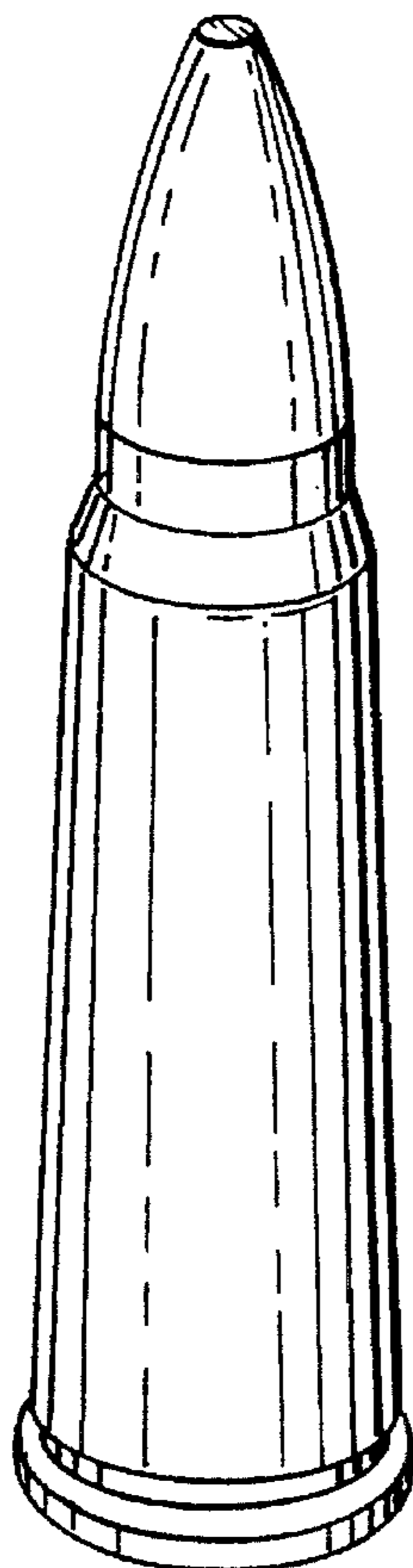
FIG. 5 is an upper perspective view thereof, shown with the cap removed;

FIG. 6 is a front elevational view thereof, shown with the cap removed;

FIG. 7 is a left side elevational view thereof, the right side being a mirror image thereof shown with the cap removed; and,

FIG. 8 is a rear elevational view thereof, shown with the cap removed.

1 Claim, 1 Drawing Sheet



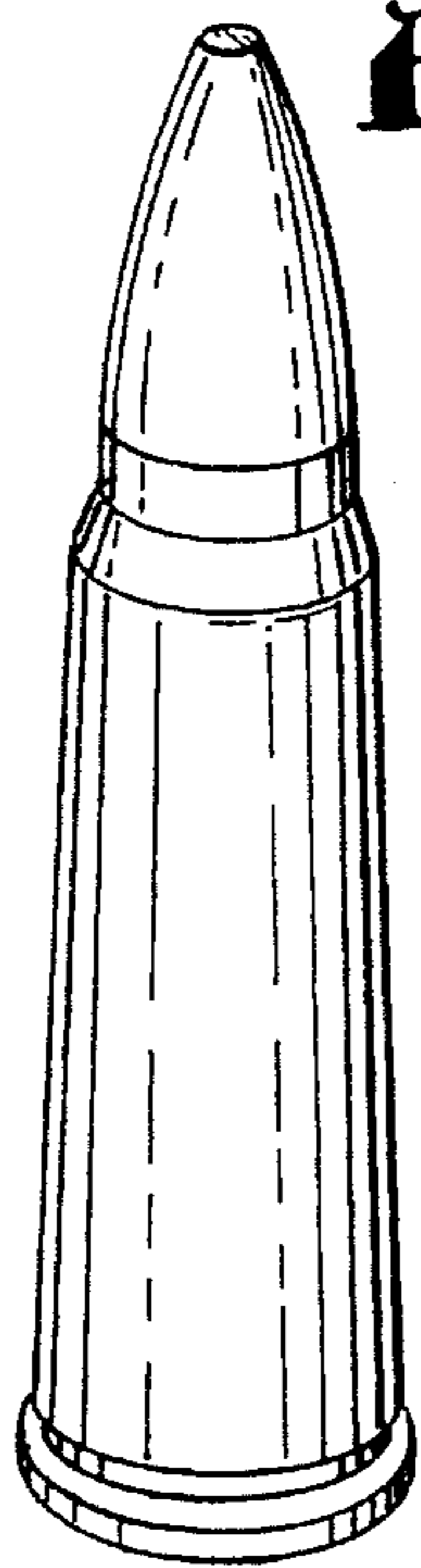


Fig. 1.

Fig. 2.




Fig. 3.

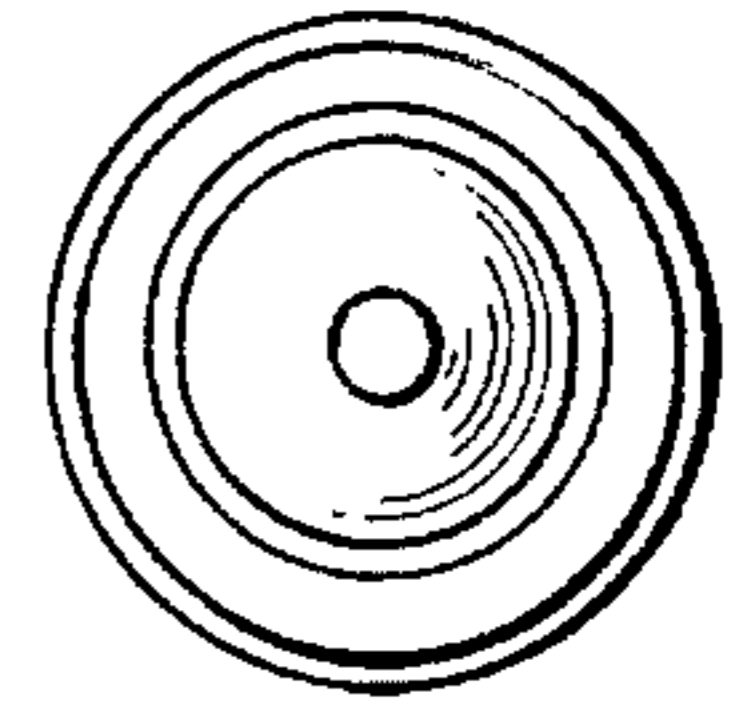


Fig. 4.

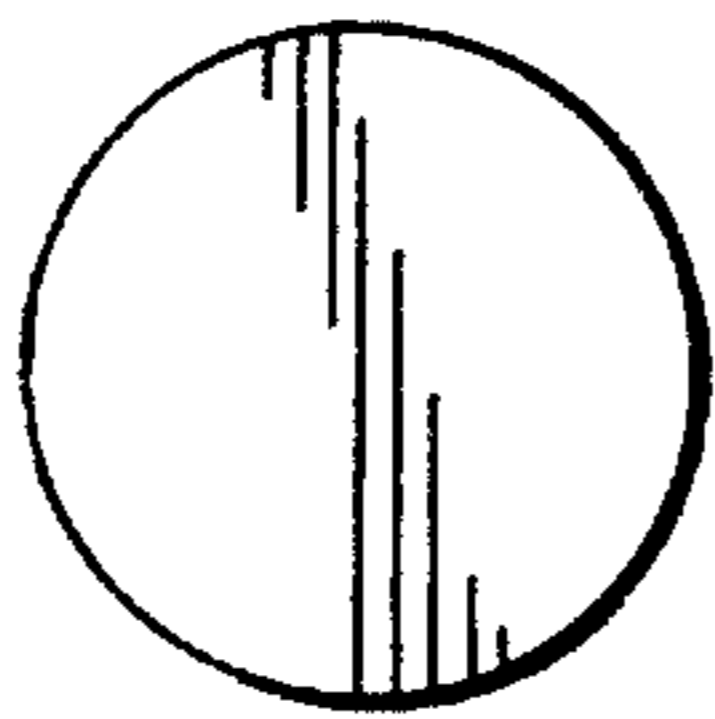


Fig. 5.


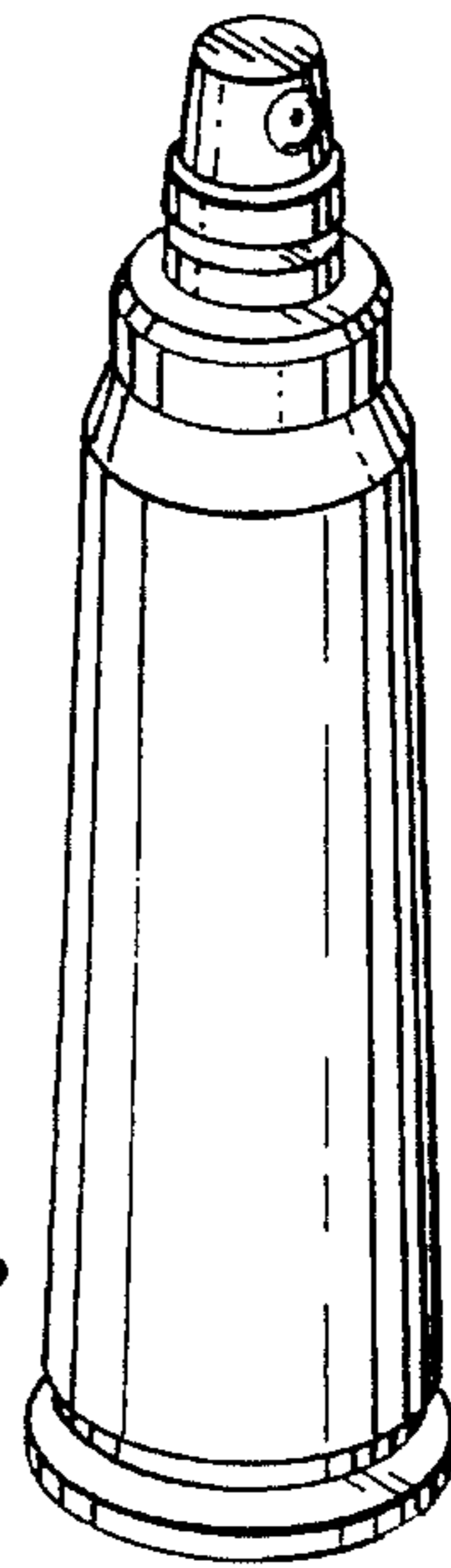


Fig. 6.




Fig. 7.




Fig. 8.