



US00D368397S

**United States Patent** [19]  
**Weberg**

[11] **Patent Number:** **Des. 368,397**  
[45] **Date of Patent:** **\*\*Apr. 2, 1996**

[54] **SELF STANDING SHELVING UNIT**

*Attorney, Agent, or Firm—Shook, Hardy & Bacon*

[75] Inventor: **Bengt Weberg**, Flyinge, Sweden

[57] **CLAIM**

[73] Assignee: **BTJ, Inc.**, Chicago, Ill.

The design for a self standing shelving unit, as shown and described.

[\*\*] Term: **14 Years**

[21] Appl. No.: **33,625**

**DESCRIPTION**

[22] Filed: **Jan. 17, 1995**

[30] **Foreign Application Priority Data**

FIG. 1 is an perspective view of the self standing shelving unit according to the present invention;

Apr. 7, 1994 [SE] Sweden ..... 941465

FIG. 2 is a front elevational view thereof;

[52] **U.S. Cl.** ..... **D6/479**

FIG. 3 is a top plan view of the self standing shelving unit according to the present invention;

[58] **Field of Search** ..... D6/479, 477, 473,  
D6/449; 108/59, 149, 161; 211/134, 186-188,  
189, 90, 42

FIG. 4 is a bottom plan view thereof;

[56] **References Cited**

FIG. 5 is an elevational view of one side of the self standing shelving unit according to the present invention, the other side being identical thereto; and,

**U.S. PATENT DOCUMENTS**

5,421,467 6/1995 Dittborn ..... 211/42 X


FIG. 6 is a rear elevational view of the self standing shelving unit according to the present invention.


**OTHER PUBLICATIONS**

“McCall’s Home Decorating Catalog”, 1969, p. 122.

*Primary Examiner—Alan P. Douglas*  
*Assistant Examiner—Cathron B. Matta*

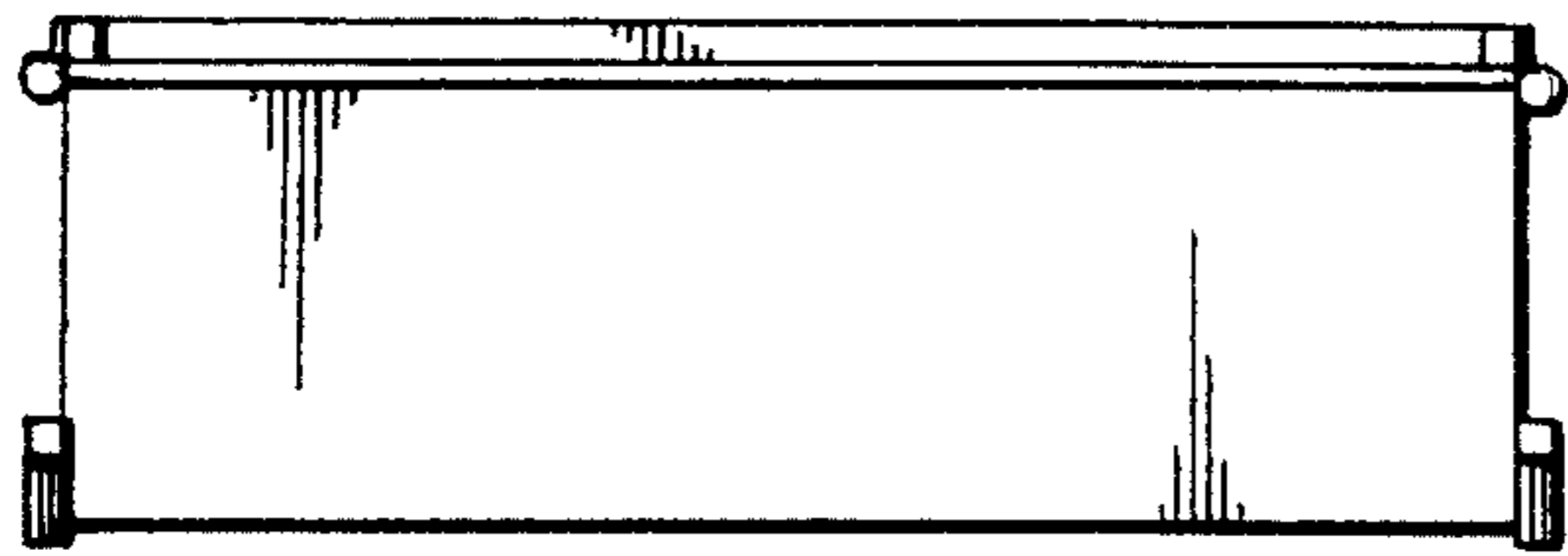

**1 Claim, 2 Drawing Sheets**





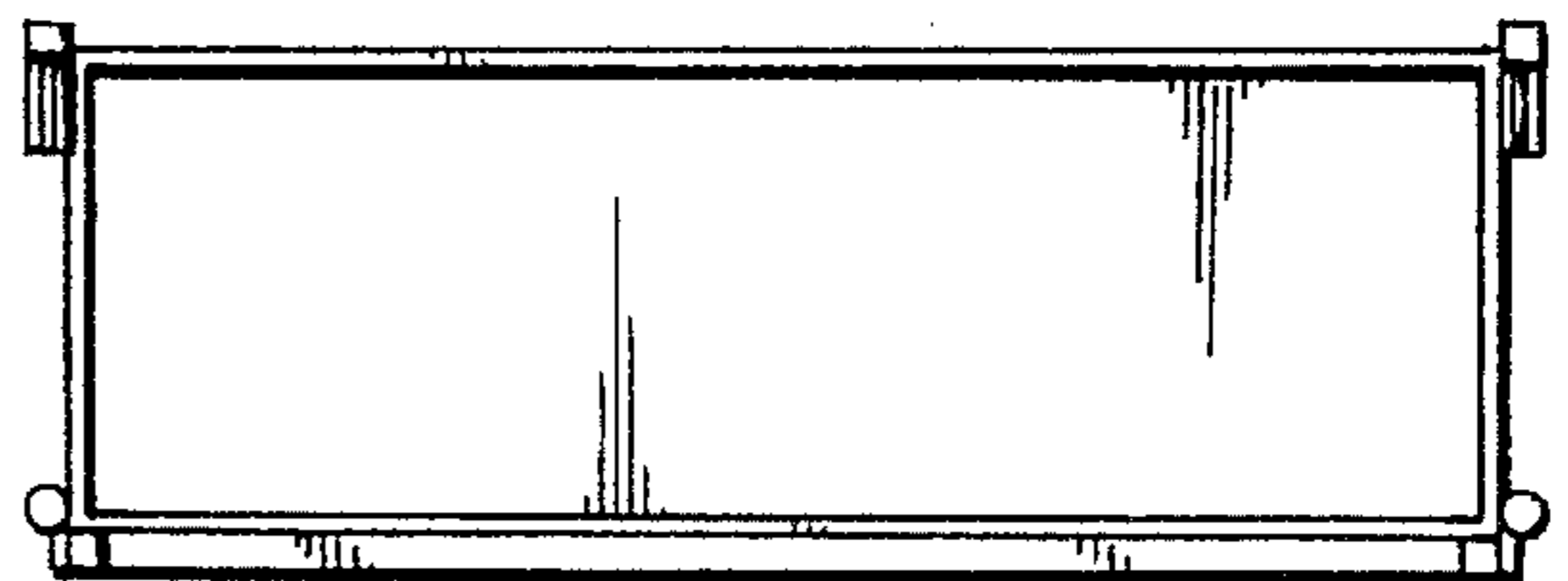
**Fig. 1.**

**Fig. 2.**

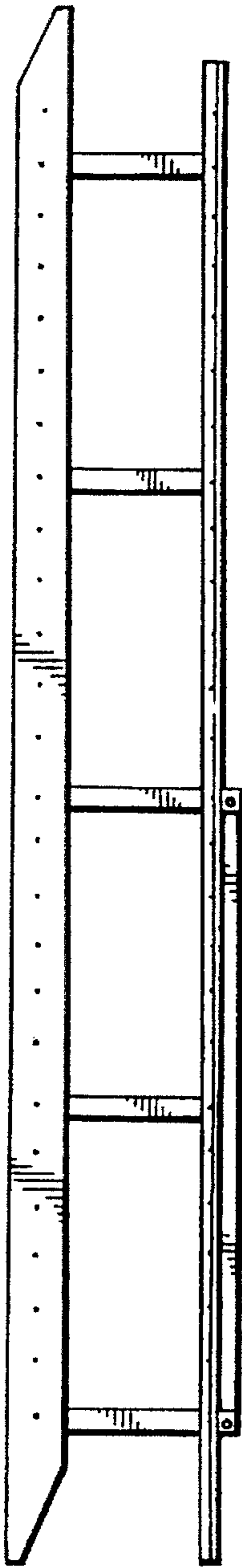


**Fig. 3.**

**Fig. 4.**



*Fig. 5.*



*Fig. 6.*

