



US00D368391S

United States Patent [19] Smith

[11] Patent Number: **Des. 368,391**
[45] Date of Patent: ****Apr. 2, 1996**

[54] LAUNDRY CABINET

[76] Inventor: **David Smith**, 3500 Cave Hill Pl.,
Lexington, Ky. 40513

[**] Term: **14 Years**

[21] Appl. No.: **27,672**

[22] Filed: **Aug. 25, 1994**

[52] U.S. Cl. **D6/432**

[58] Field of Search D6/421, 481, 450,
D6/396, 432; D32/35, 36, 37; D99/28,
29; D34/1, 19, 20; 232/43.2, 1 B; 312/3,
204, 140.1, 211

[56] **References Cited**

U.S. PATENT DOCUMENTS

- D. 142,274 8/1945 Kohen D32/37
- D. 195,373 6/1963 Dwyer D99/28
- D. 202,595 10/1965 Carvel .
- D. 225,839 1/1973 Backman et al. D34/20
- D. 275,618 9/1984 Agard D32/37 X
- D. 279,419 6/1985 Stevens et al. .
- D. 279,724 7/1985 Stacy .
- D. 293,153 12/1987 McKellar .
- D. 294,534 3/1988 Hawthorn et al. D34/19 X
- D. 321,437 11/1991 Cheny D6/450 X
- D. 326,023 5/1992 Hurn .

- D. 326,024 5/1992 Boyd et al. .
- D. 341,457 11/1993 Johnson et al. D34/20
- 494,050 3/1893 Andersson .
- 1,326,940 1/1920 Lemily 312/211
- 1,959,790 5/1934 Katzman .
- 2,287,657 6/1942 Wisckol 312/211 X
- 4,971,244 11/1990 Friedman .

FOREIGN PATENT DOCUMENTS

111506 1/1985 Japan .

Primary Examiner—Carmen H. Vales-Lado
Attorney, Agent, or Firm—King and Schickli


[57] **CLAIM**

The ornamental design for a laundry cabinet, as shown and described.

DESCRIPTION

FIG. 1 is a perspective view of a laundry cabinet showing my new design;
FIG. 2 is a front view thereof;
FIG. 3 is a left side elevational view thereof;
FIG. 4 is a back view thereof;
FIG. 5 is a right side elevational view thereof;
FIG. 6 is a top plan view thereof; and,
FIG. 7 is a bottom plan view thereof.

1 Claim, 2 Drawing Sheets






Fig. 1




Fig. 6

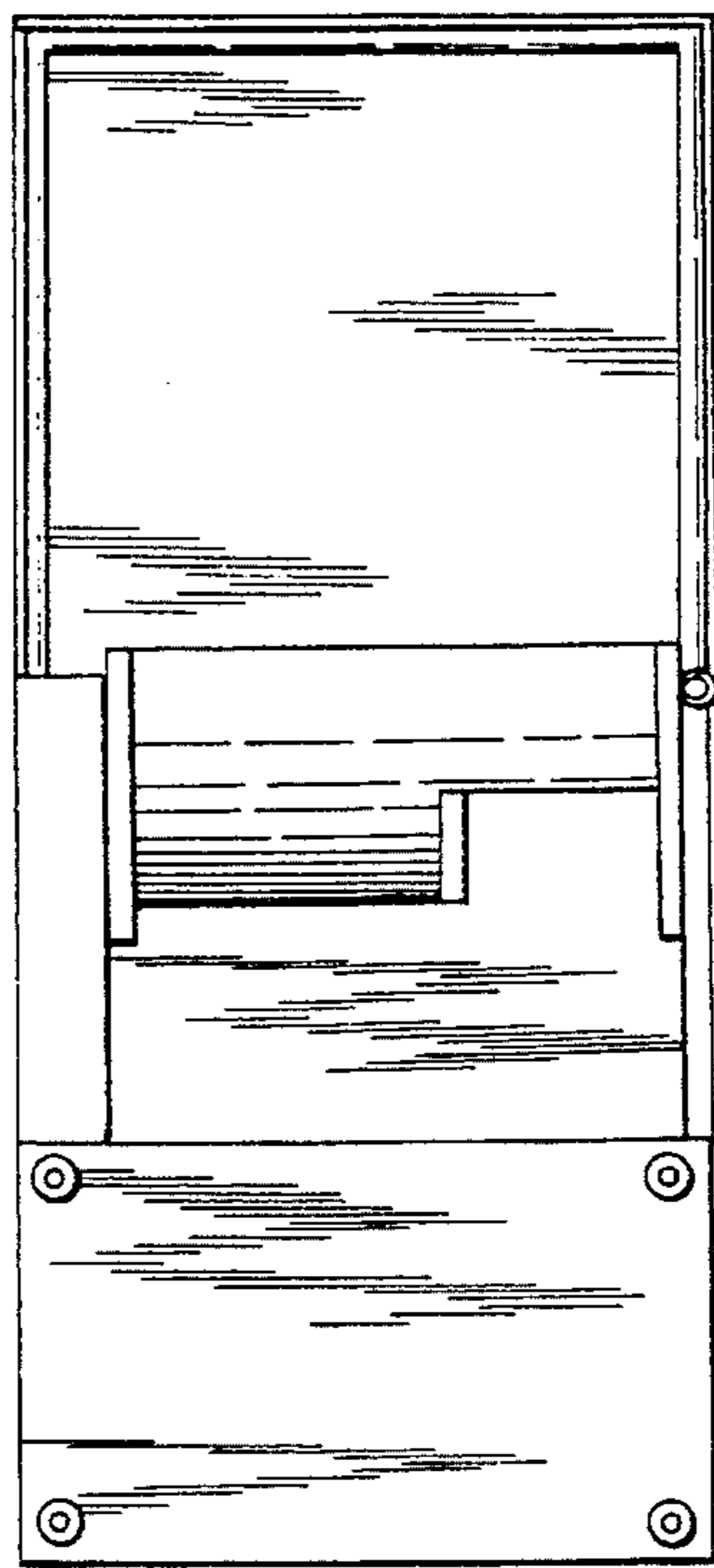


Fig. 7

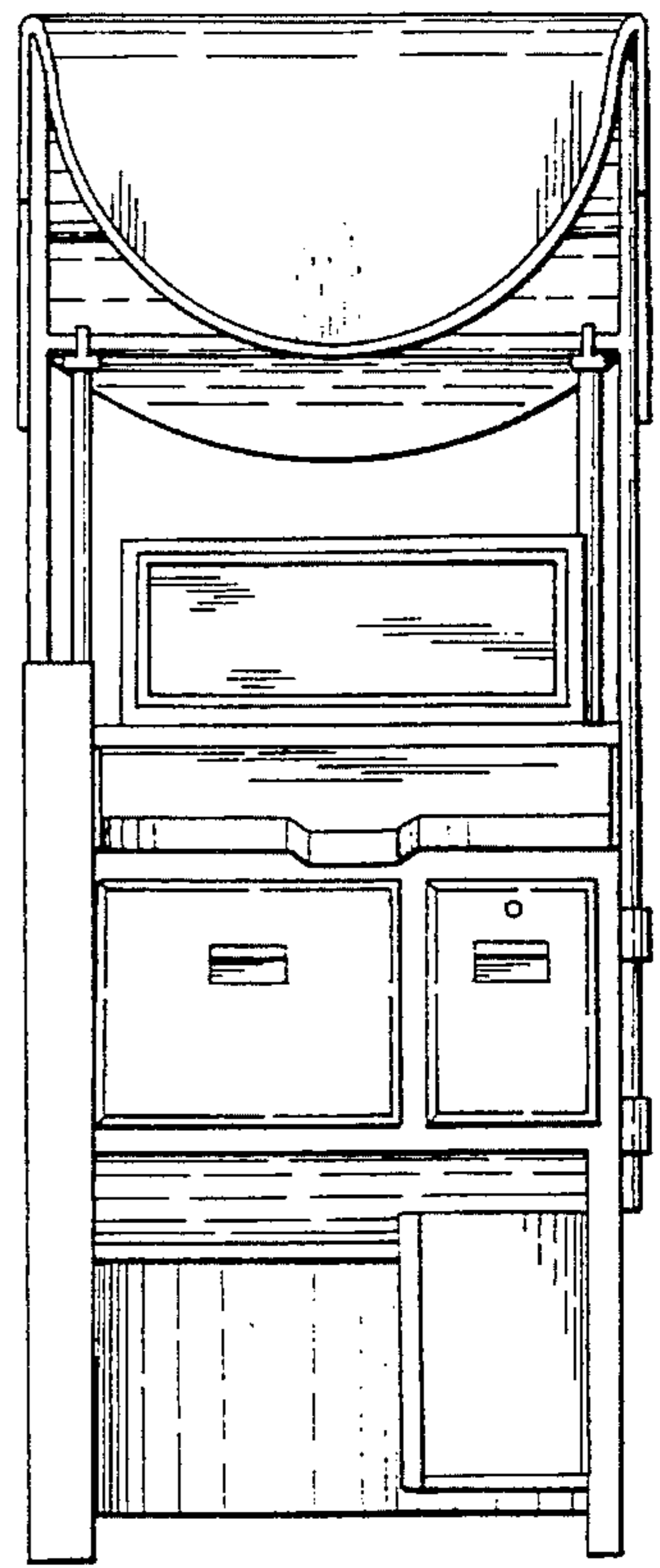


Fig. 2

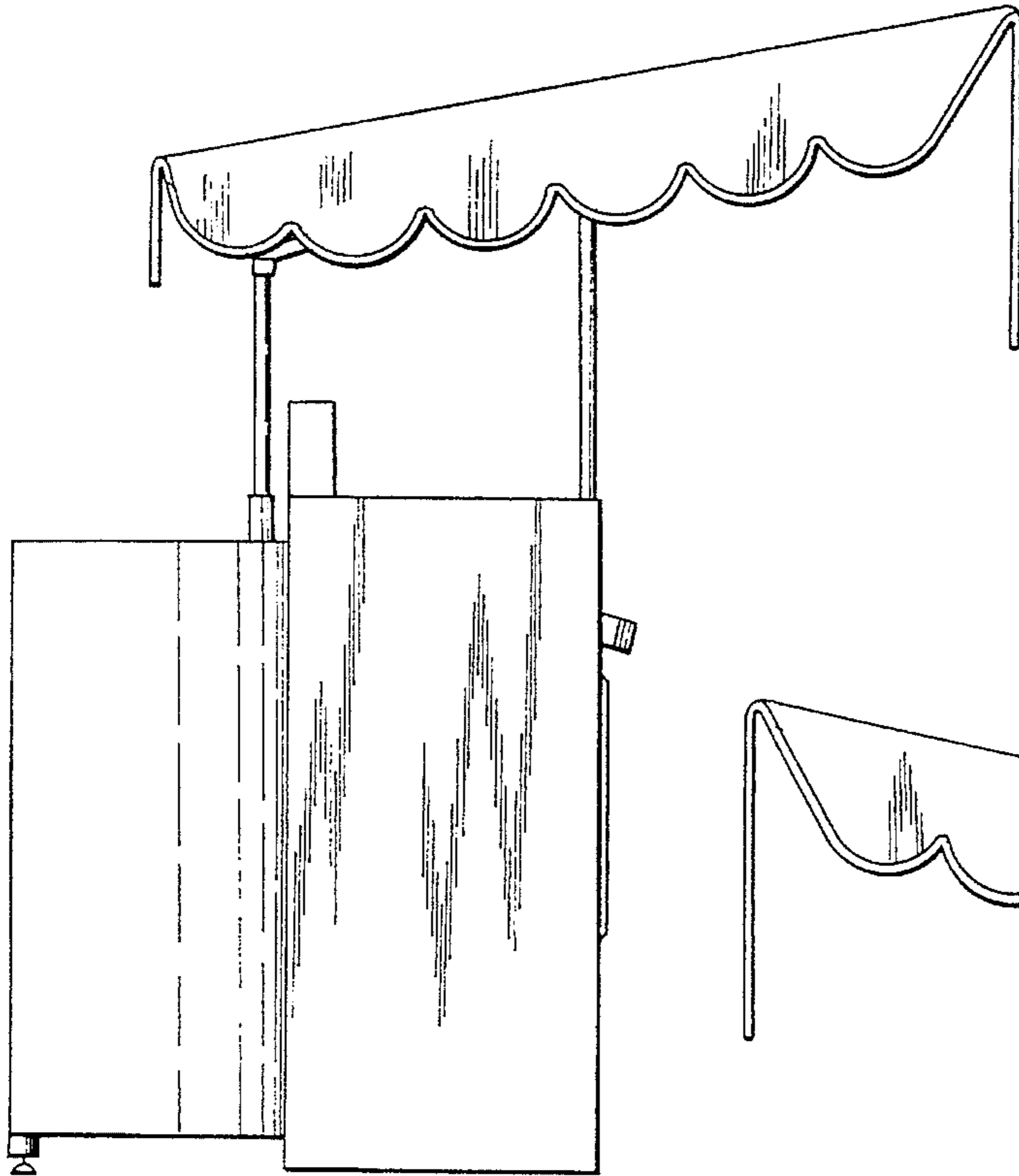


Fig. 3

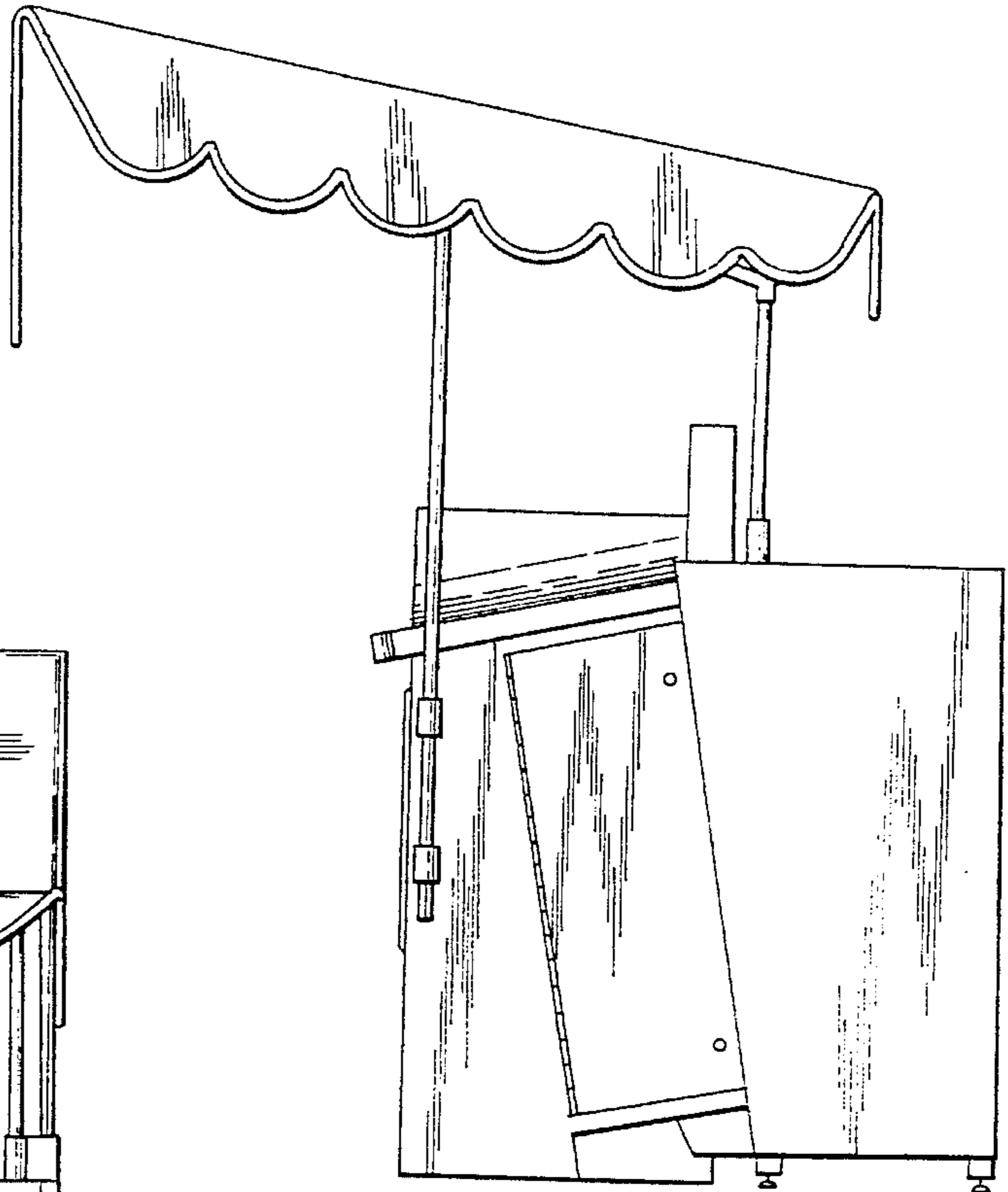


Fig. 5

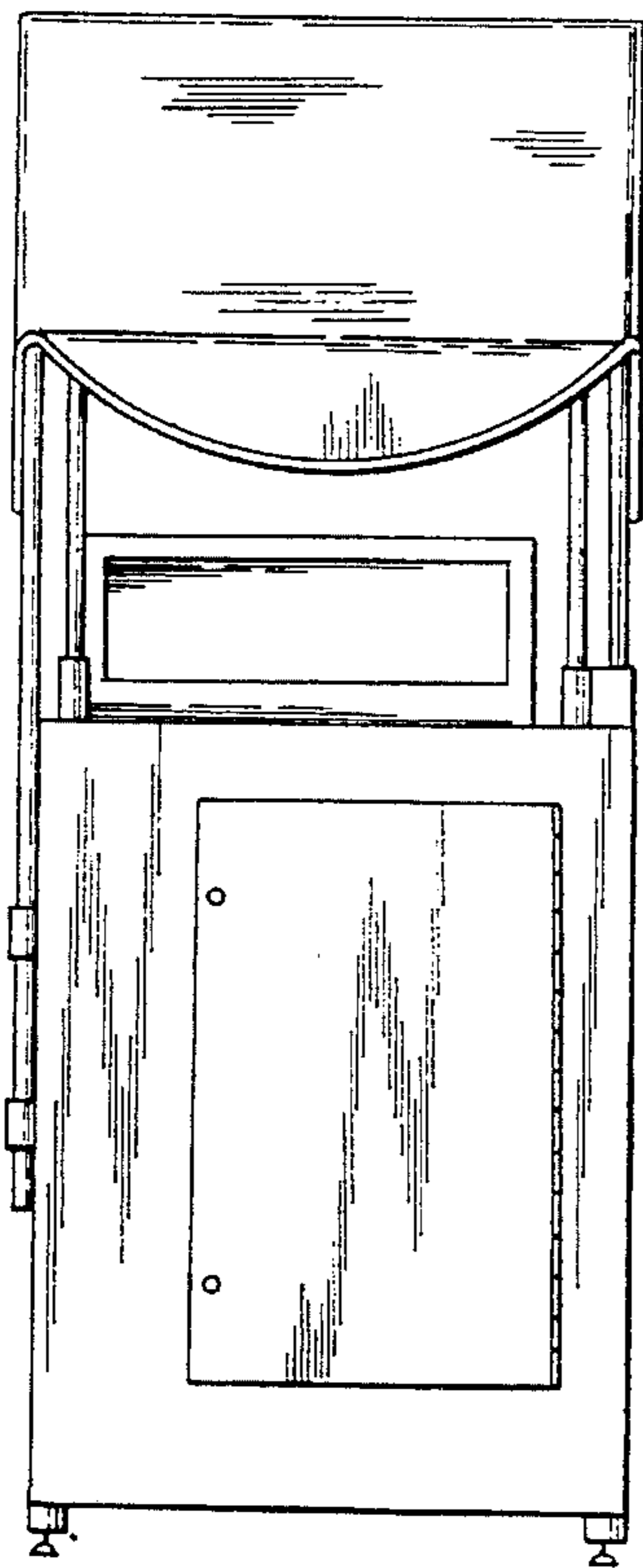


Fig. 4