



US00D368382S

United States Patent [19]
Grosfillex

[11] **Patent Number: Des. 368,382**
[45] **Date of Patent: **Apr. 2, 1996**

[54] **ARMCHAIR**
[75] Inventor: **Raymond Grosfillex**, Oyonnax, France
[73] Assignee: **Grosfillex SARL**, Oyonnax, France
[**] Term: **14 Years**

D. 298,190 10/1988 Komai et al. D6/380
D. 311,098 10/1990 Lee et al. D6/380
D. 325,304 4/1992 Grosfillex .
D. 329,337 9/1992 Grosfillex .
D. 334,097 3/1993 Grosfillex .
D. 338,115 8/1993 Grosfillex D6/370
D. 341,494 11/1993 Ohashi et al. D6/370
D. 342,629 12/1993 Tseng D6/370

[21] Appl. No.: **32,260**
[22] Filed: **Dec. 8, 1994**

Primary Examiner—Gary D. Watson
Attorney, Agent, or Firm—Dowell & Dowell

[30] **Foreign Application Priority Data**

[57] **CLAIM**

Jun. 9, 1994 [WO] WIPO DMA/002538
[52] **U.S. Cl.** **D6/370; D6/379; D6/380**
[58] **Field of Search** D6/334, 370, 374,
D6/376, 379, 380, 500, 501, 502; 297/239,
411.42, 445, 446

The ornamental design for an armchair, as shown and described.

DESCRIPTION


[56] **References Cited**

FIG. 1 is a front perspective view of an armchair showing my new design;
FIG. 2 is a front elevational view thereof;
FIG. 3 is a top plan view thereof;
FIG. 4 is a right side view thereof;
FIG. 5 is a rear perspective view thereof;
FIG. 6 is a bottom plan view thereof; and,
FIG. 7 is a left side view thereof.

U.S. PATENT DOCUMENTS

D. 256,972 9/1980 Cassina D6/374
D. 259,078 5/1981 Deconinck D6/370
D. 272,303 1/1984 Deconinck D6/380
D. 287,673 1/1987 Verschuren D6/379
D. 288,994 3/1987 Winters D6/370
D. 291,161 8/1987 Hubert D6/370

1 Claim, 3 Drawing Sheets






FIG. 1

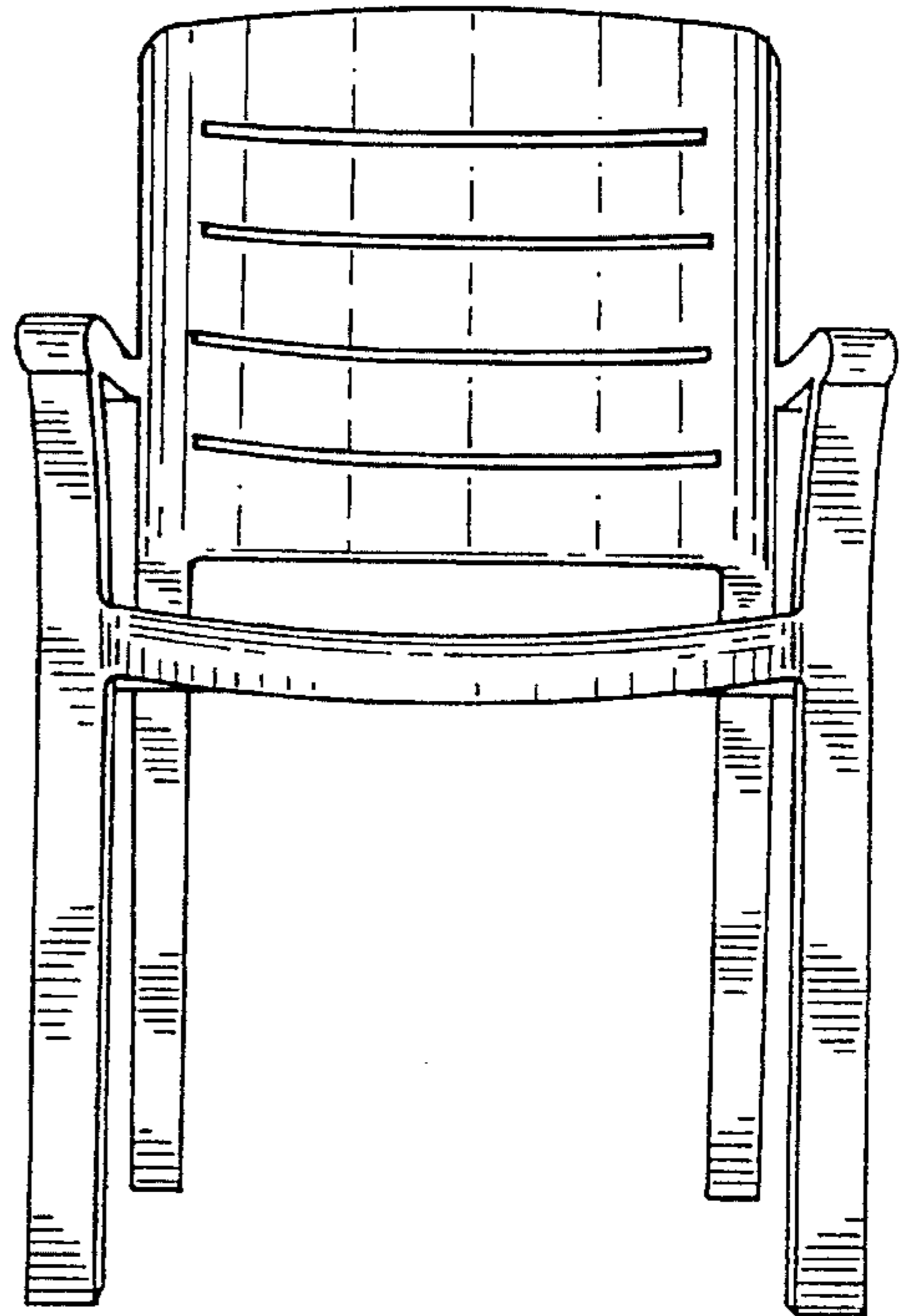


FIG. 2




FIG. 3

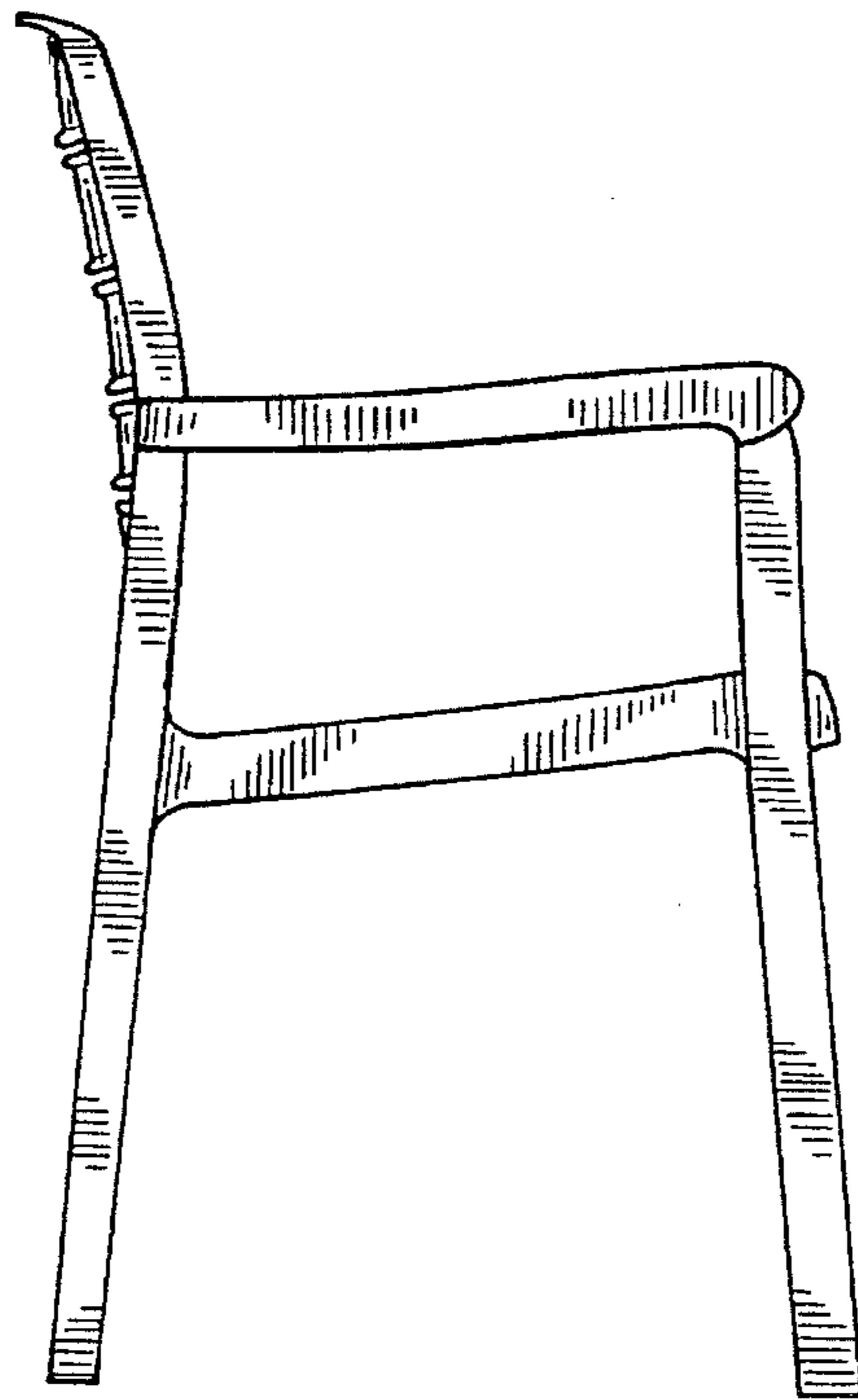


FIG. 4

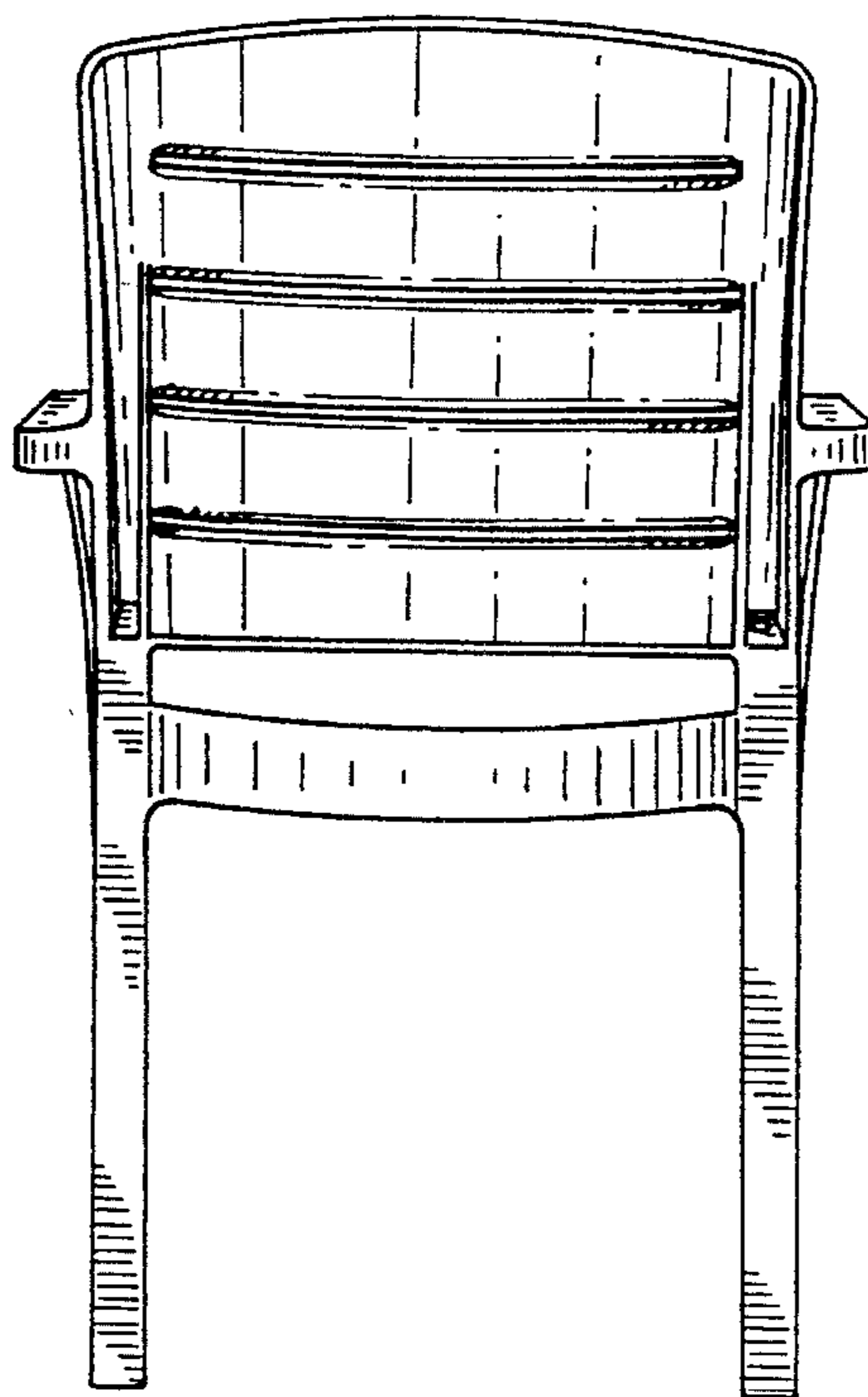


FIG. 5




FIG. 6




FIG. 7