



US00D368379S

# United States Patent [19]

Muller

[11] **Patent Number: Des. 368,379**

[45] **Date of Patent: \*\*Apr. 2, 1996**

[54] SEAT

[75] Inventor: **Carl Muller**, Altadena, Calif.

[73] Assignee: **Elite Manufacturing Corporation**, Gardena, Calif.

[\*\*] Term: **14 Years**

[21] Appl. No.: **33,494**

[22] Filed: **Jan. 13, 1995**

[52] U.S. Cl. .... **D6/360; D6/380**

[58] Field of Search ..... **D6/334, 335, 349, D6/360, 374, 376, 380, 500, 501, 502; 297/445, 446**

## [56] **References Cited**

### U.S. PATENT DOCUMENTS

D. 162,854	4/1951	Lumley .....	D6/380
D. 233,101	10/1974	Katoda .....	D6/380
D. 236,862	9/1975	Grosfillex .....	D6/374 X
D. 346,501	5/1994	Llusca .....	D6/374
D. 352,185	11/1994	Pagnon et al. ....	D6/380
D. 357,592	4/1995	Kellen .....	D6/360

## OTHER PUBLICATIONS

Sears, Spring & Summer 1964, p. 1517, stool at top left.  
Clark Casual, p. 21, coffee table top center.  
Clark Casual, p. 22, Ottoman at right.  
Brown Jordan, ©1976, p. 43, stool #1150-3500 in bottom left frame.

*Primary Examiner*—Alan P. Douglas  
*Assistant Examiner*—Gary D. Watson  
*Attorney, Agent, or Firm*—Stetina Brunda & Buyan


## [57] **CLAIM**

The ornamental design for a seat, as shown and described.


## DESCRIPTION

FIG. 1 is a front perspective view of the seat of the present invention showing my new design;  
FIG. 2 is a rear perspective view thereof;  
FIG. 3 is a second embodiment of the seat of the present invention showing my new design; and,  
FIG. 4 is a rear perspective view thereof.

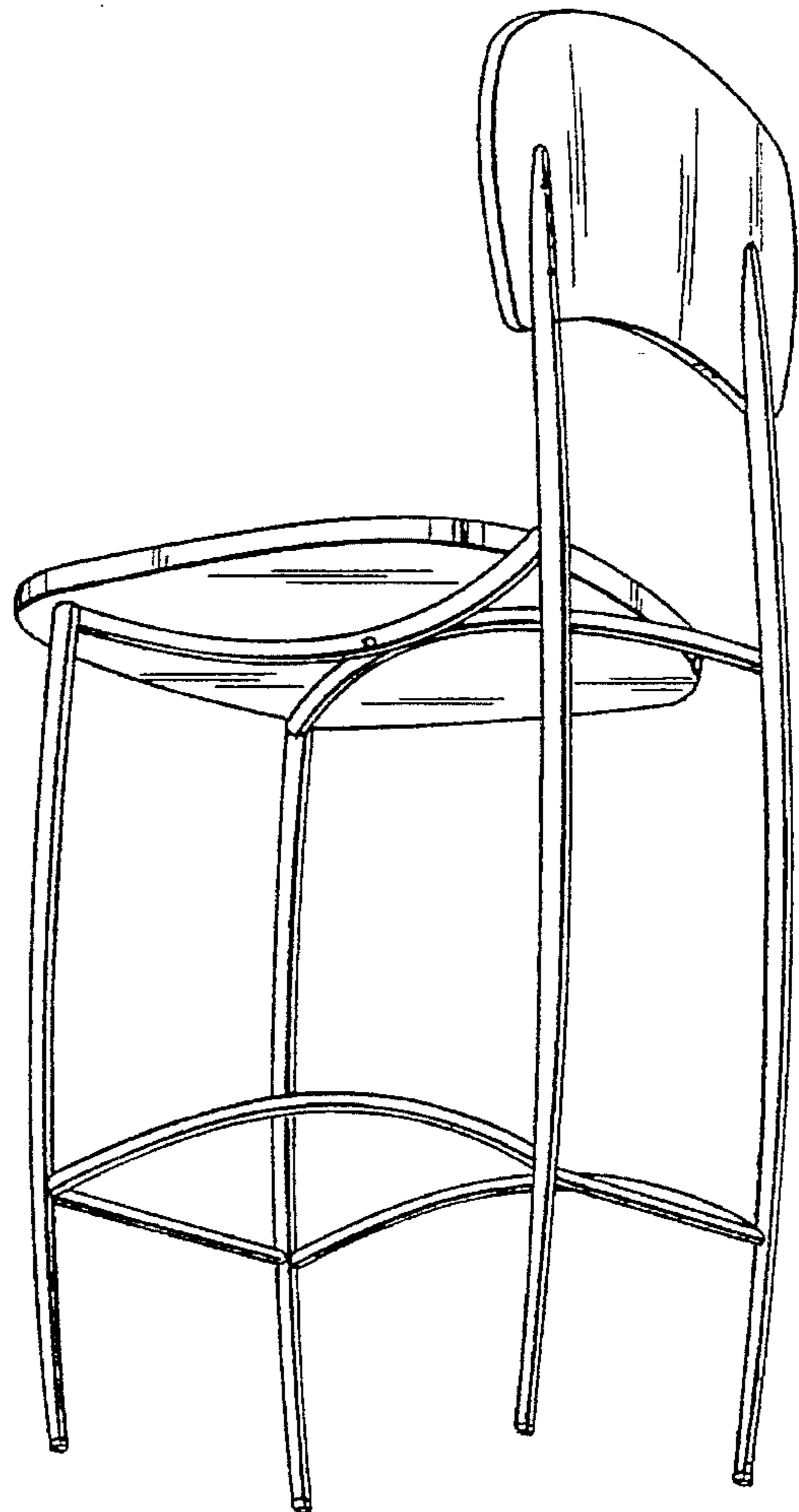
**1 Claim, 2 Drawing Sheets**

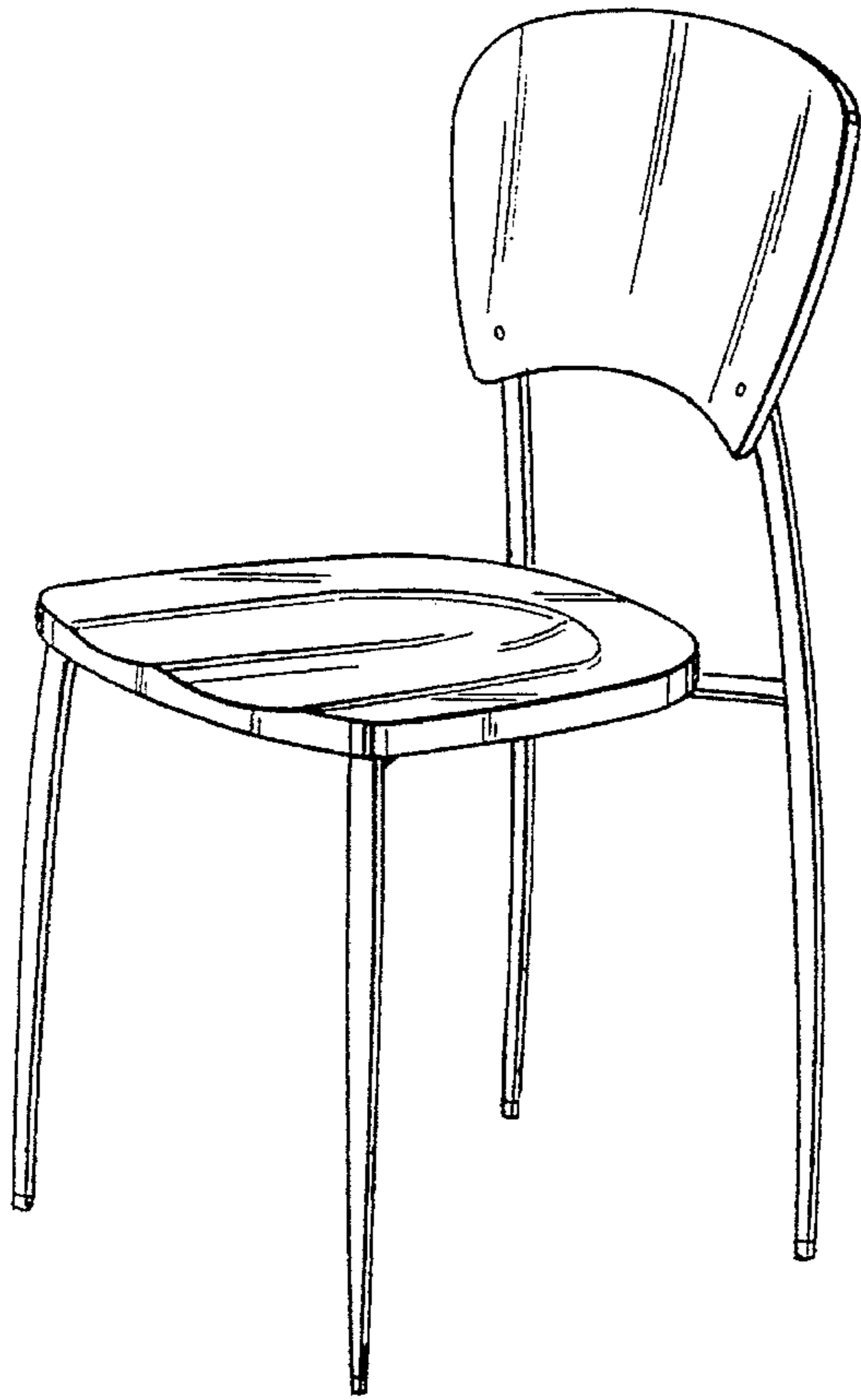


*Fig. 1*




*Fig. 2*





*Fig. 3*



*Fig. 4*