



US00D368378S

# United States Patent [19]

[11] **Patent Number:** **Des. 368,378**

**Laslo**

[45] **Date of Patent:** **\*\*Apr. 2, 1996**

[54] **SEAT**

[75] **Inventor:** **Larry Laslo**, New York, N.Y.

[73] **Assignee:** **Directional Buying Group, Inc.**, High Point, N.C.

[\*\*] **Term:** **14 Years**

[21] **Appl. No.:** **35,906**

[22] **Filed:** **Mar. 9, 1995**

[52] **U.S. Cl.** ..... **D6/334**

[58] **Field of Search** ..... D6/334, 335, 364,  
D6/371, 373, 381, 500, 501, 502; 297/445,  
446

[56] **References Cited**

**U.S. PATENT DOCUMENTS**

|            |        |                |       |        |
|------------|--------|----------------|-------|--------|
| D. 93,384  | 9/1934 | Daly           | ..... | D6/334 |
| D. 109,691 | 5/1938 | Bach           | ..... | D6/334 |
| D. 229,907 | 1/1974 | Gill           | ..... | D6/334 |
| D. 240,479 | 7/1976 | Halme          | ..... | D6/334 |
| D. 358,943 | 6/1995 | Natuzzi et al. | ..... | D6/334 |

**OTHER PUBLICATIONS**

Nic. Liesenbein's Sons, ©1921, p. 25, Chair #3307, top center.

Nic. Liesenbein's Sons, ©1921, p. 31, Chair #3325, top

right.

Nic. Liesenbein's Sons, ©1921, p. 37, Chair #3367, top center.

Nic. Liesenbein's Sons, ©1921, p. 75, Chair #3828, bottom right.

Aowe, p. C766, Chair #948, bottom center.

Schweiger, Love seat #02286-0248 at left.

Lazarus, Aug. 1992, p. 19, chair in background center.

*Primary Examiner*—Janice E. Seeger

*Assistant Examiner*—Gary D. Watson

*Attorney, Agent, or Firm*—Bell, Seltzer, Park & Gibson

[57] **CLAIM**

The ornamental design for a seat, as shown and described.

**DESCRIPTION**

FIG. 1 is a front perspective view of a seat showing my new design;

FIG. 2 is a top plan view thereof;

FIG. 3 is a left side elevational view thereof, the right side being a mirror image thereof; and,

FIG. 4 is a rear elevational view thereof.

The bottom of the seat is plain and unornamented.

The broken line illustration of legs is for illustrative purposes only and forms no part of the claimed design.

**1 Claim, 2 Drawing Sheets**

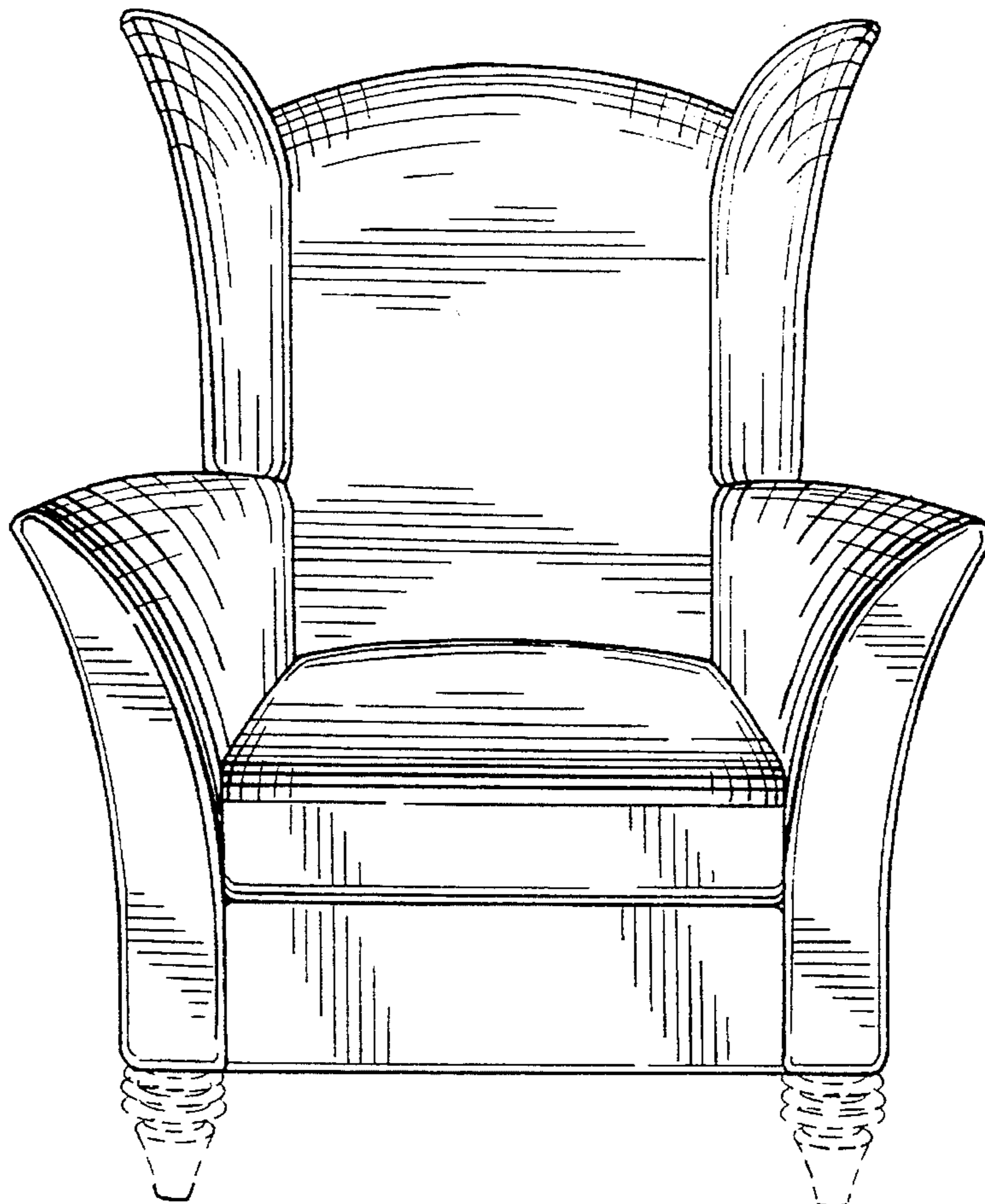


FIG. 1.

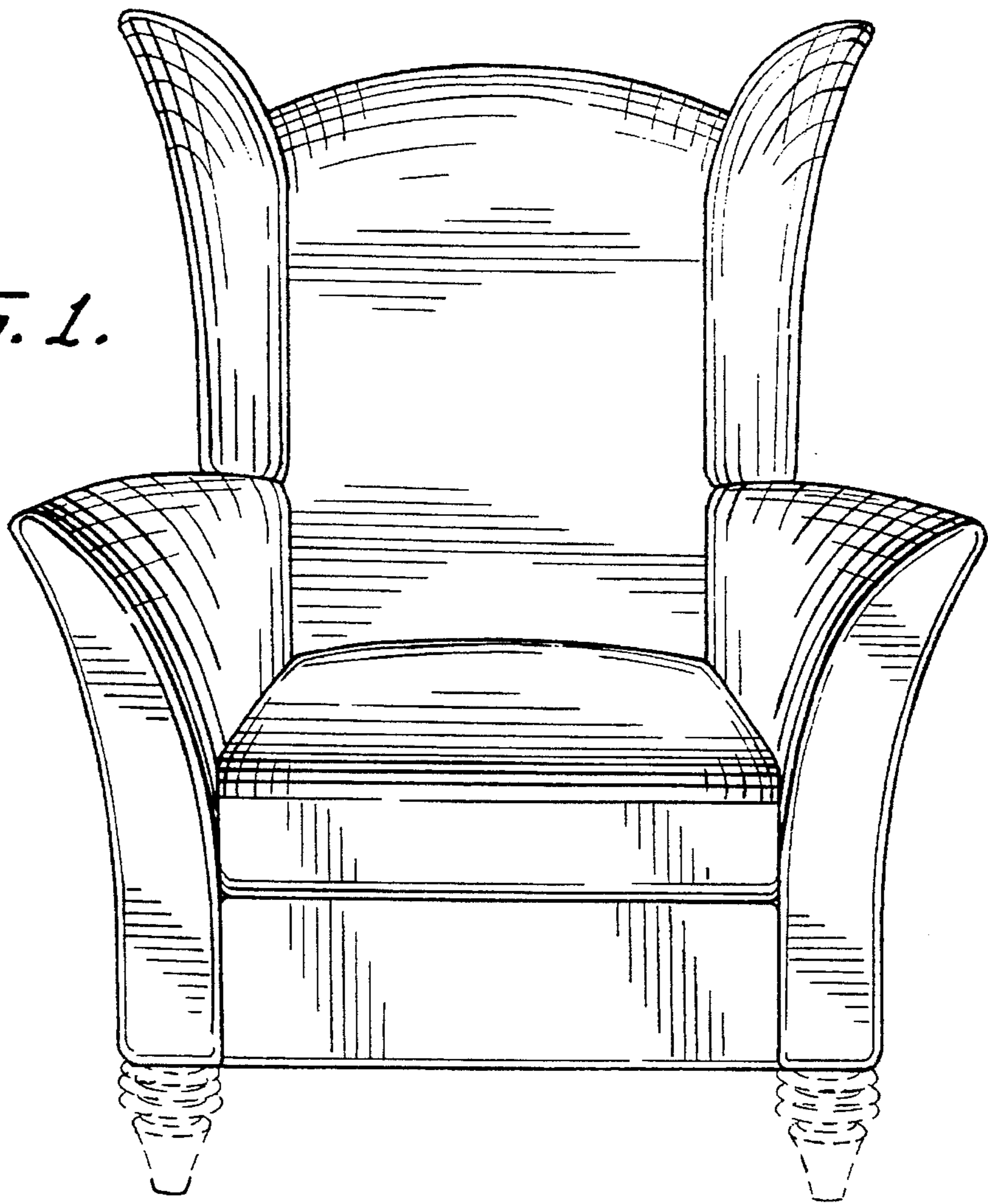
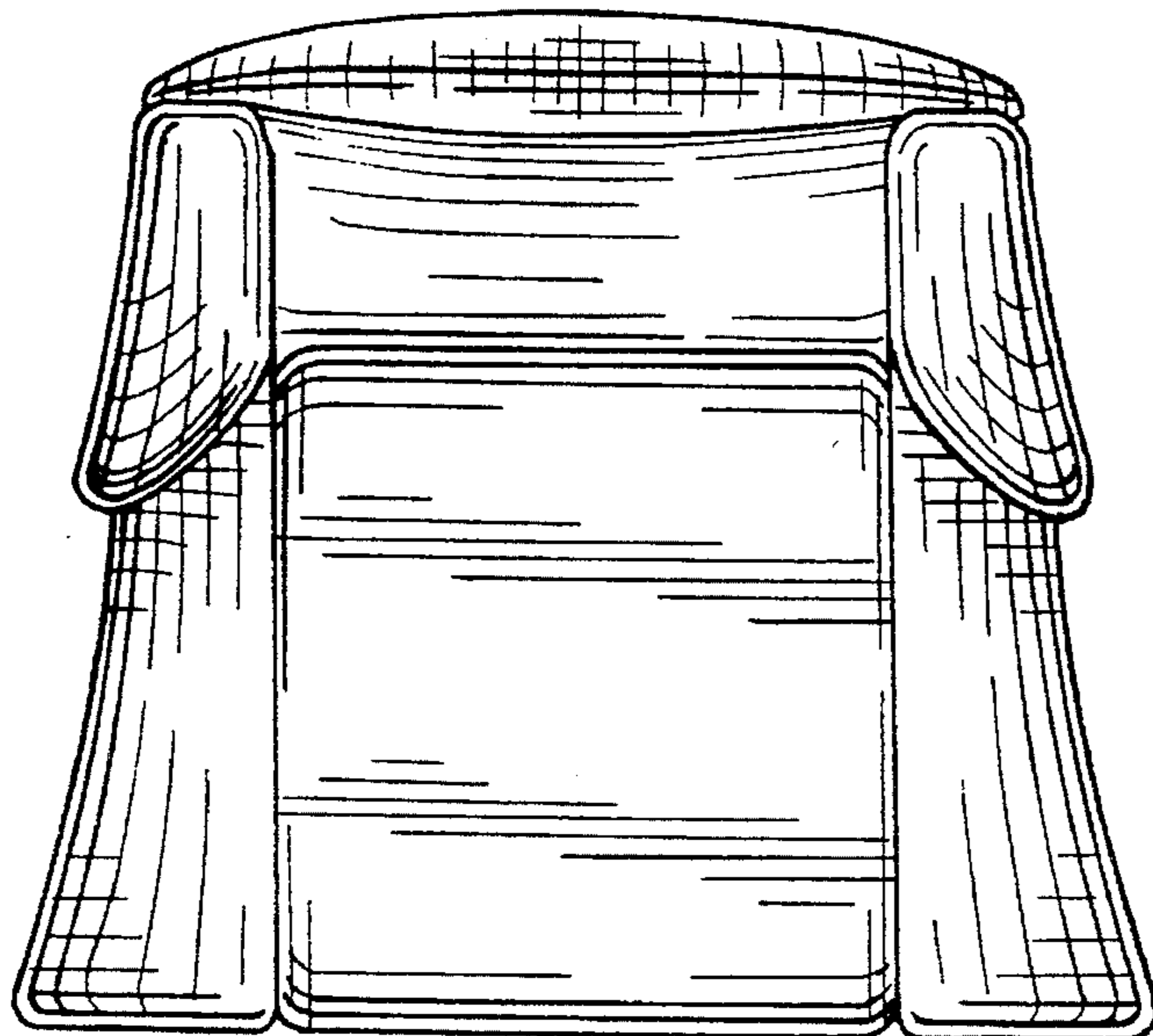


FIG. 2.



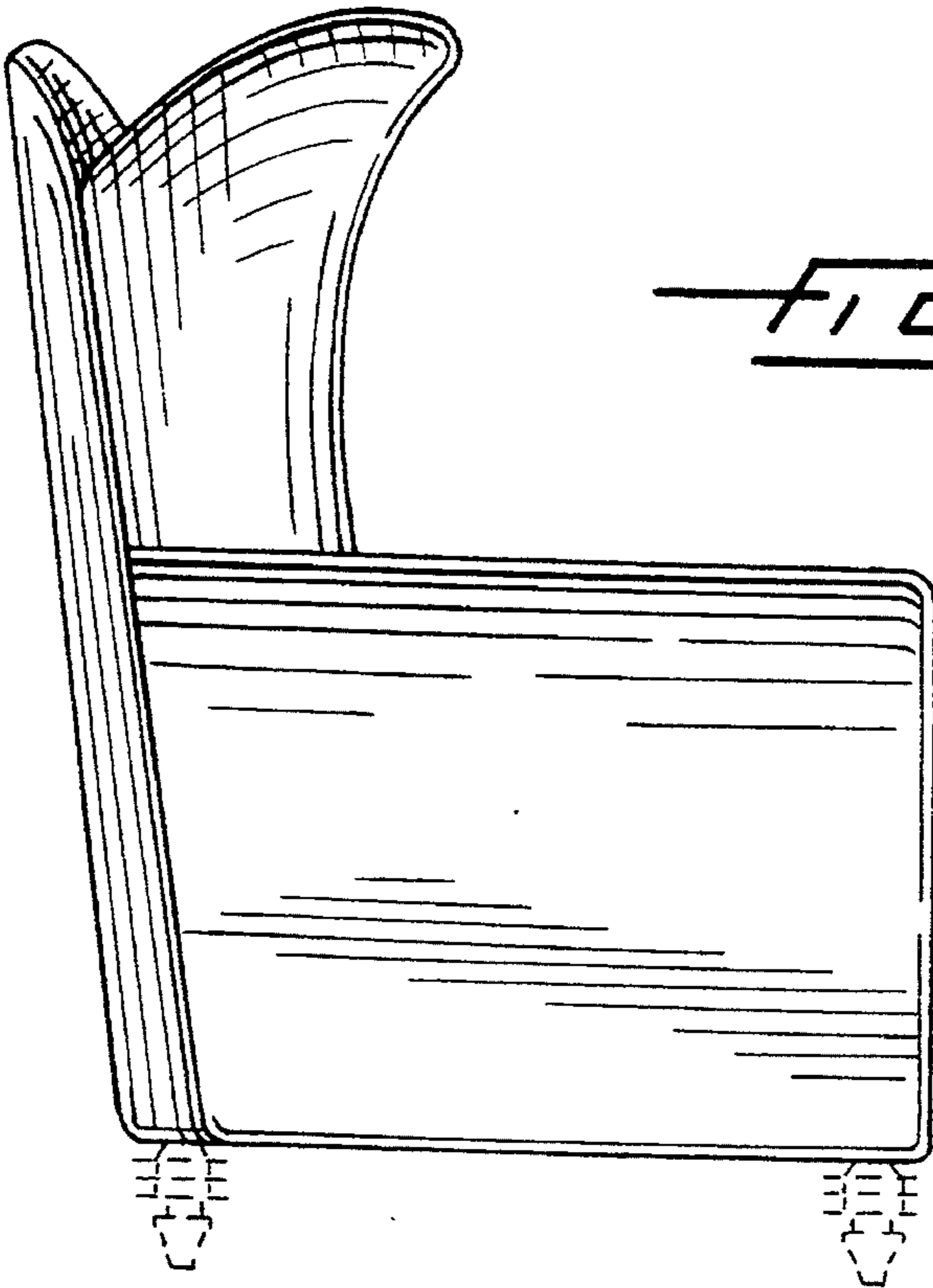


FIG. 3.

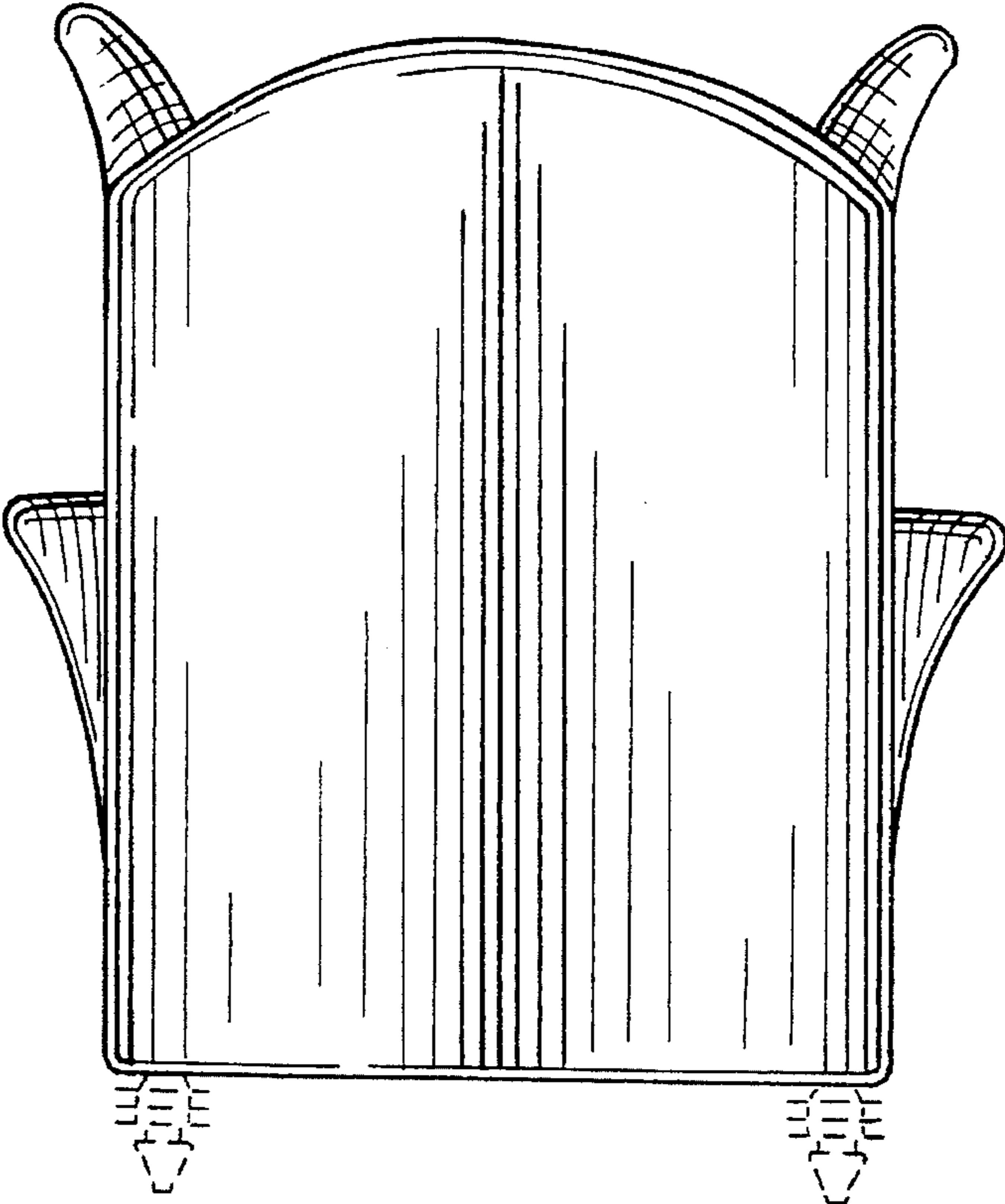


FIG. 4.