



US00D368377S

# United States Patent [19]

[11] Patent Number: **Des. 368,377**

Laslo

[45] Date of Patent: **\*\*Apr. 2, 1996**

[54] SEAT

[75] Inventor: **Larry Laslo**, New York, N.Y.

[73] Assignee: **Directional Buying Group, Inc.**, High Point, N.C.

[\*\*] Term: **14 Years**

[21] Appl. No.: **35,904**

[22] Filed: **Mar. 9, 1995**

[52] U.S. Cl. .... **D6/334**

[58] Field of Search ..... D6/334, 364, 371, D6/373, 381, 500, 501, 502; 297/445, 446

[56] **References Cited**

**U.S. PATENT DOCUMENTS**

D. 112,045	11/1938	Roberts	.....	D6/334
D. 123,275	10/1940	Popkin	.....	D6/334
D. 158,046	4/1950	Carr	.....	D6/334
D. 171,900	4/1954	Leather	.....	D6/334
D. 227,209	6/1973	Fisher	.....	D6/334

**OTHER PUBLICATIONS**

Interiors New Product Portfolio, 1985, p. 14, Chair at top right.

IKEA, p. 28, Chair at mid-page right.

*Primary Examiner*—Janice E. Seeger

*Assistant Examiner*—Gary D. Watson

*Attorney, Agent, or Firm*—Bell, Seltzer, Park & Gibson

[57] **CLAIM**

The ornamental design for a seat, as shown and described.

**DESCRIPTION**

FIG. 1 is a perspective view of a seat showing my new design;


FIG. 2 is a front elevational view thereof;


FIG. 3 is a left side elevational view thereof, the right side being a mirror image thereof; and,

FIG. 4 is a top plan view thereof.

The rear and bottom of the seat are plain and unornamented. The broken line illustration of legs is for illustrative purposes only and forms no part of the claimed design.

**1 Claim, 2 Drawing Sheets**





*FIG. 1.*

FIG. 2.

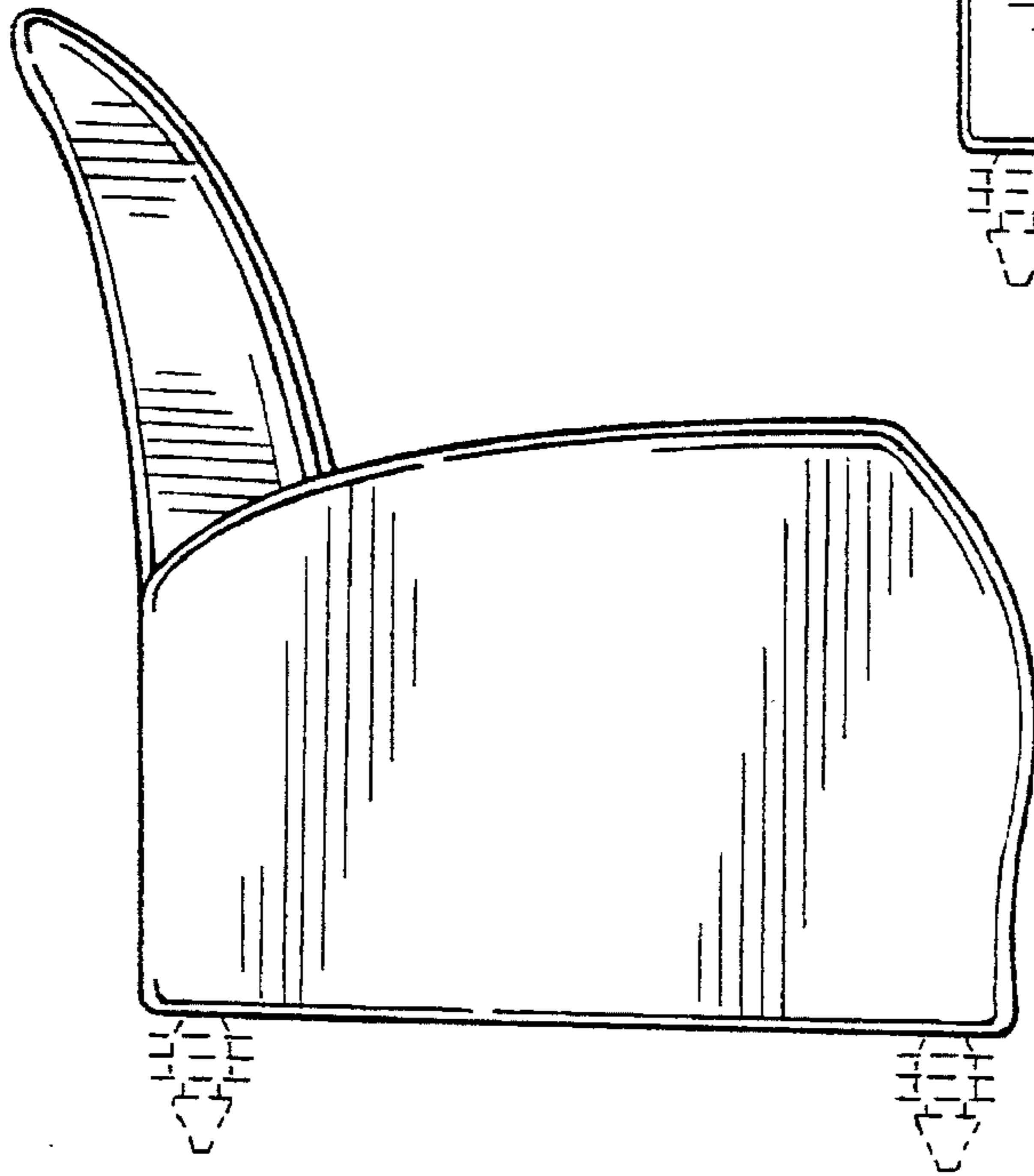
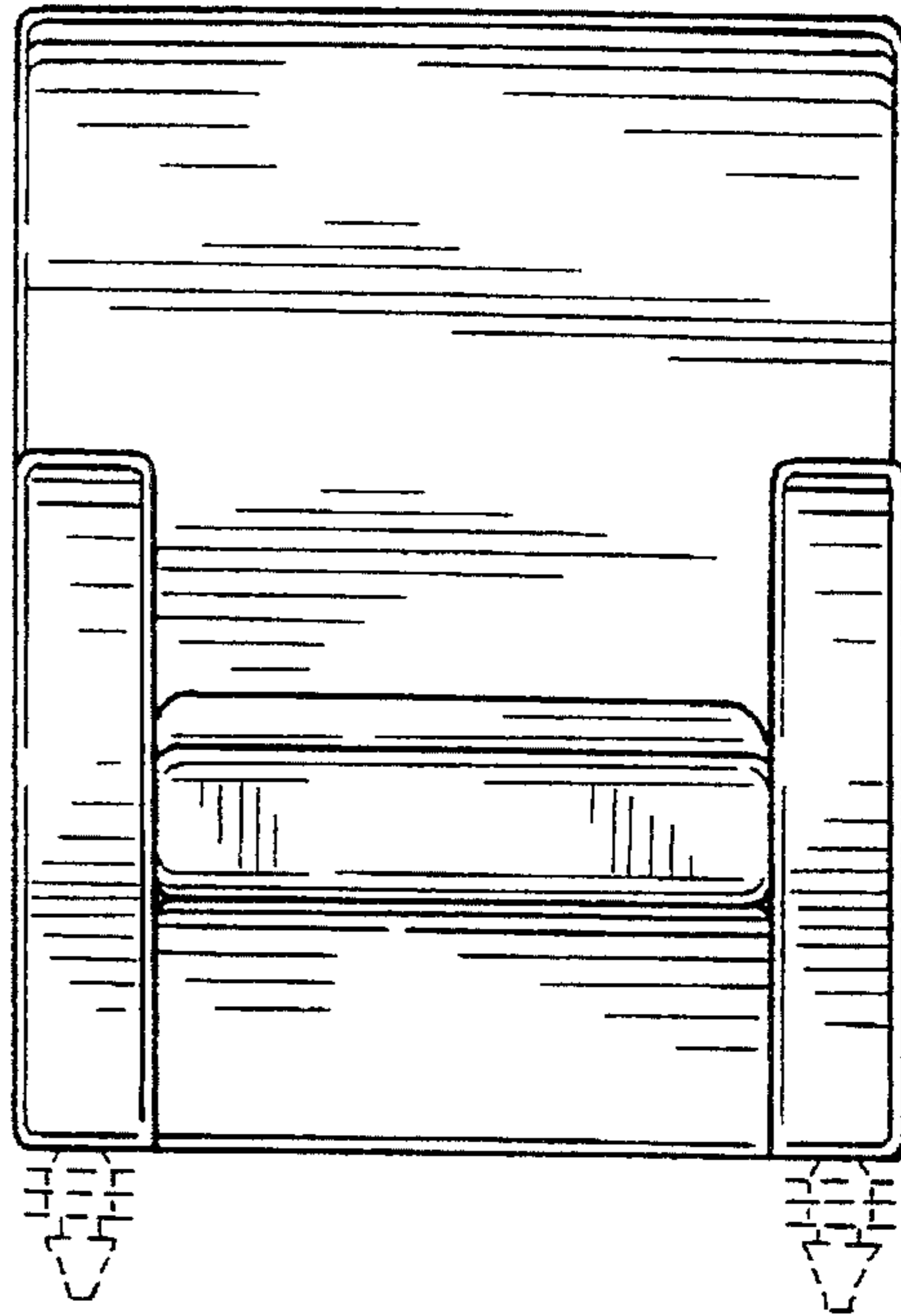


FIG. 3.

FIG. 4.

