



US00D368369S

United States Patent [19]

[11] Patent Number: **Des. 368,369**

Pease

[45] Date of Patent: ****Apr. 2, 1996**

[54] SHIRT CASE 4,139,095 2/1979 Weaver 206/278

[75] Inventor: **John M. Pease**, Sedbergh, United Kingdom

Primary Examiner—Ted Shooman
Assistant Examiner—Dominic Simone
Attorney, Agent, or Firm—Pearson & Pearson

[73] Assignee: **Pease Limited**, Sedbergh, United Kingdom

[57] CLAIM

[**] Term: **14 Years**

The ornamental design for a shirt case, as shown and described.

[21] Appl. No.: **18,192**

DESCRIPTION

[22] Filed: **Feb. 2, 1994**

[52] U.S. Cl. **D3/269**; D3/301

[58] Field of Search D3/269, 273, 301;
206/278, 279, 286, 287, 287.1; D9/307,
414

FIG. 1 is a side elevational view of a shirt case showing my new design;

FIG. 2 is a top plan view thereof;

FIG. 3 is a front elevational view thereof;

FIG. 4 is a rear elevational view thereof;

FIG. 5 is a perspective view thereof, the case in an open position; and,


FIG. 6 is a front perspective view of a second embodiment of FIG. 1, in an open position, the differences residing in the removal of the zipper closure and the addition of a flap to the lid.

[56] References Cited

U.S. PATENT DOCUMENTS

D. 202,403	9/1965	Craig	D3/271	X
D. 219,957	2/1971	Spahr	D9/414	
D. 304,547	11/1989	Holewinski	D9/414	X
2,063,547	12/1936	Gibbons	206/278	X
2,764,280	9/1956	Carper	206/278	

1 Claim, 3 Drawing Sheets






FIG. 1




FIG. 2




FIG. 3




FIG. 4

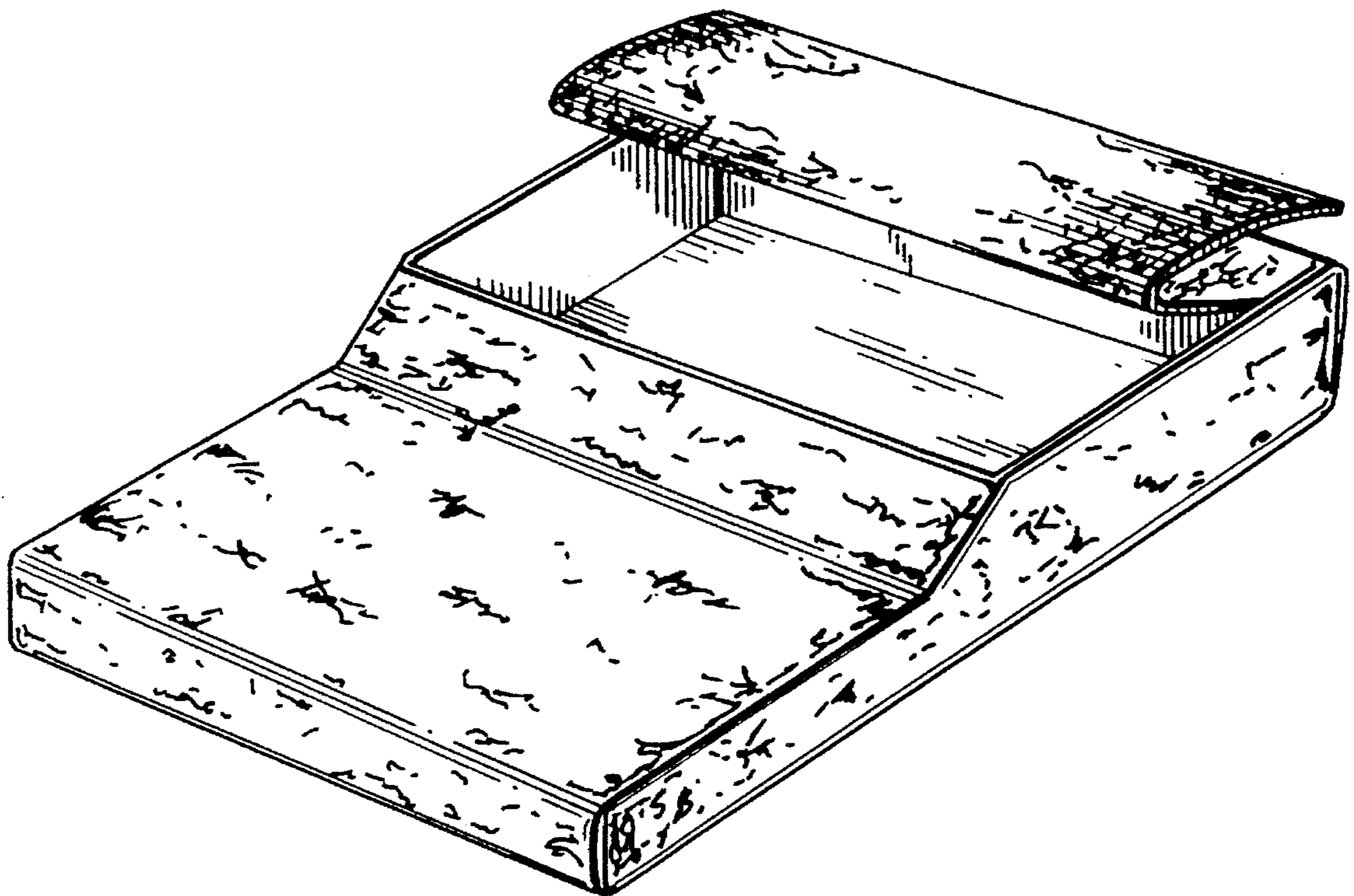


FIG. 5




FIG. 6