



US00D368366S

United States Patent [19]
Cedarberg, III

[11] **Patent Number: Des. 368,366**
[45] **Date of Patent: **Apr. 2, 1996**

[54] **RECEPTACLE FOR CARRYING SAFETY GLASSES**

[75] Inventor: **John F. Cedarberg, III**, Eagan, Minn.

[73] Assignee: **Cedarberg Industries, Inc.**, Eagan, Minn.

[**] Term: **14 Years**

[21] Appl. No.: **30,986**

[22] Filed: **Nov. 14, 1994**

[52] U.S. Cl. **D3/219; D3/265; D3/266**

[58] Field of Search **D3/215, 219, 220, D3/224, 226, 228, 265, 266; 224/222, 250; 206/5, 850; 150/147**

[56] **References Cited**

U.S. PATENT DOCUMENTS

D. 266,205	9/1982	Berman	D3/219
D. 305,340	1/1990	Stein	D3/266
702,398	6/1902	Bowyer	224/250
1,391,674	9/1921	Duncanson	206/5
2,411,361	11/1946	Bongiovanni	D3/266 X
2,654,514	10/1953	Jensen	224/250
2,723,745	11/1955	McNeill	206/5
3,148,812	9/1964	Hilsinger, Jr.	224/250
3,647,056	3/1972	Jacobson et al.	150/147 X

3,977,516	8/1976	Tilve	206/5
3,994,391	11/1976	Holland	206/5
4,264,024	4/1981	Harris, Jr.	224/250
4,961,523	10/1990	Stimac	224/232
4,966,322	10/1990	Zagorski et al.	224/250 X
5,119,979	6/1992	Kallman	224/250
5,216,582	11/1993	Mathews et al.	224/240

Primary Examiner—Louis S. Zarfaz
Assistant Examiner—Catherine R. Oliver
Attorney, Agent, or Firm—Haugen and Nikolai

[57] **CLAIM**

The ornamental design for the receptacle for carrying safety glasses, as shown and described.

DESCRIPTION

FIG. 1 is a perspective view of the receptacle for carrying safety glasses;
FIG. 2 is a front perspective view of the design;
FIG. 3 is a rear perspective view of the design;
FIG. 4 is a side elevational view of the design taken from the left side of the design shown in FIG. 2;
FIG. 5 is a side elevational view of the design taken from the right side of the design shown in FIG. 2;
FIG. 6 is a top plan view of the design; and,
FIG. 7 is a bottom plan view of the design.

1 Claim, 2 Drawing Sheets

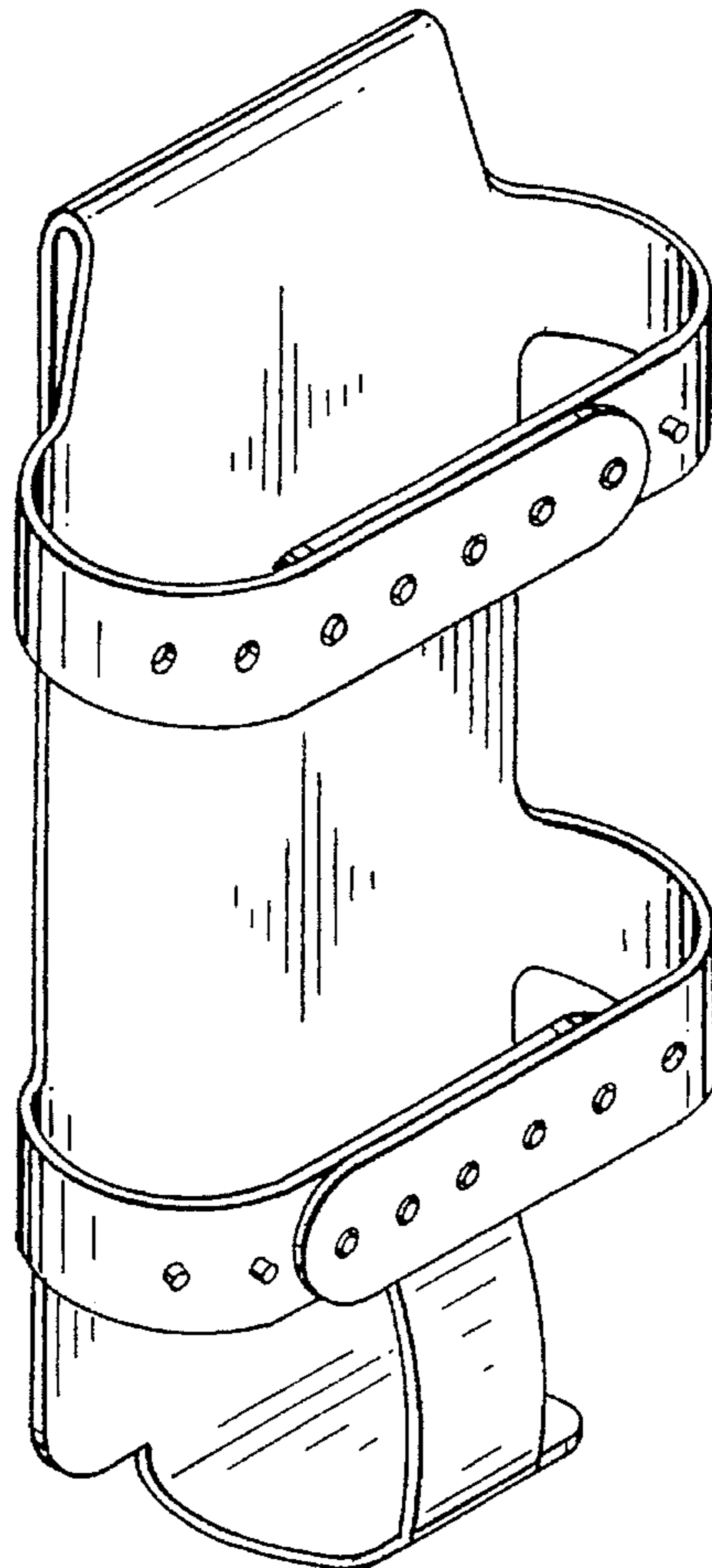


Fig.-1

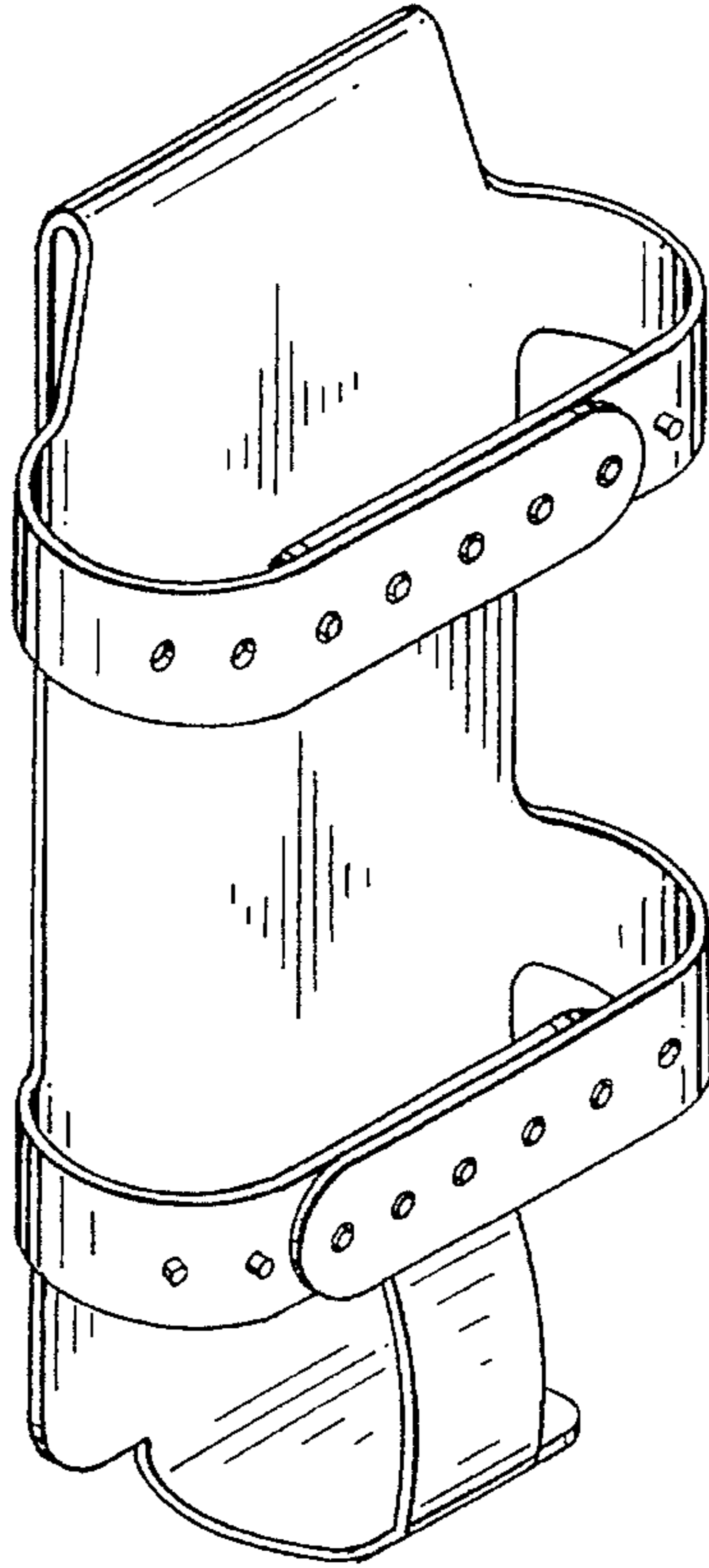


Fig.-2

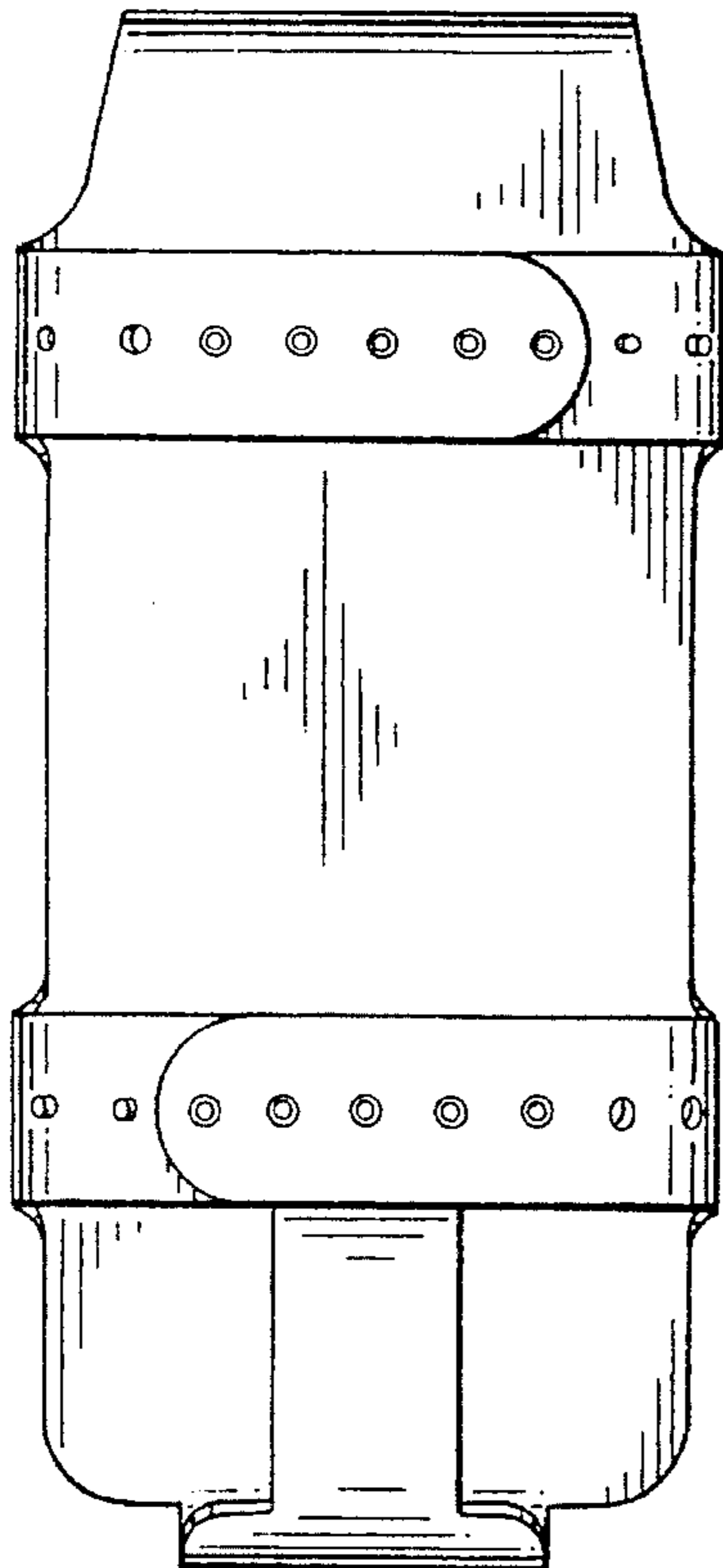


Fig.-3

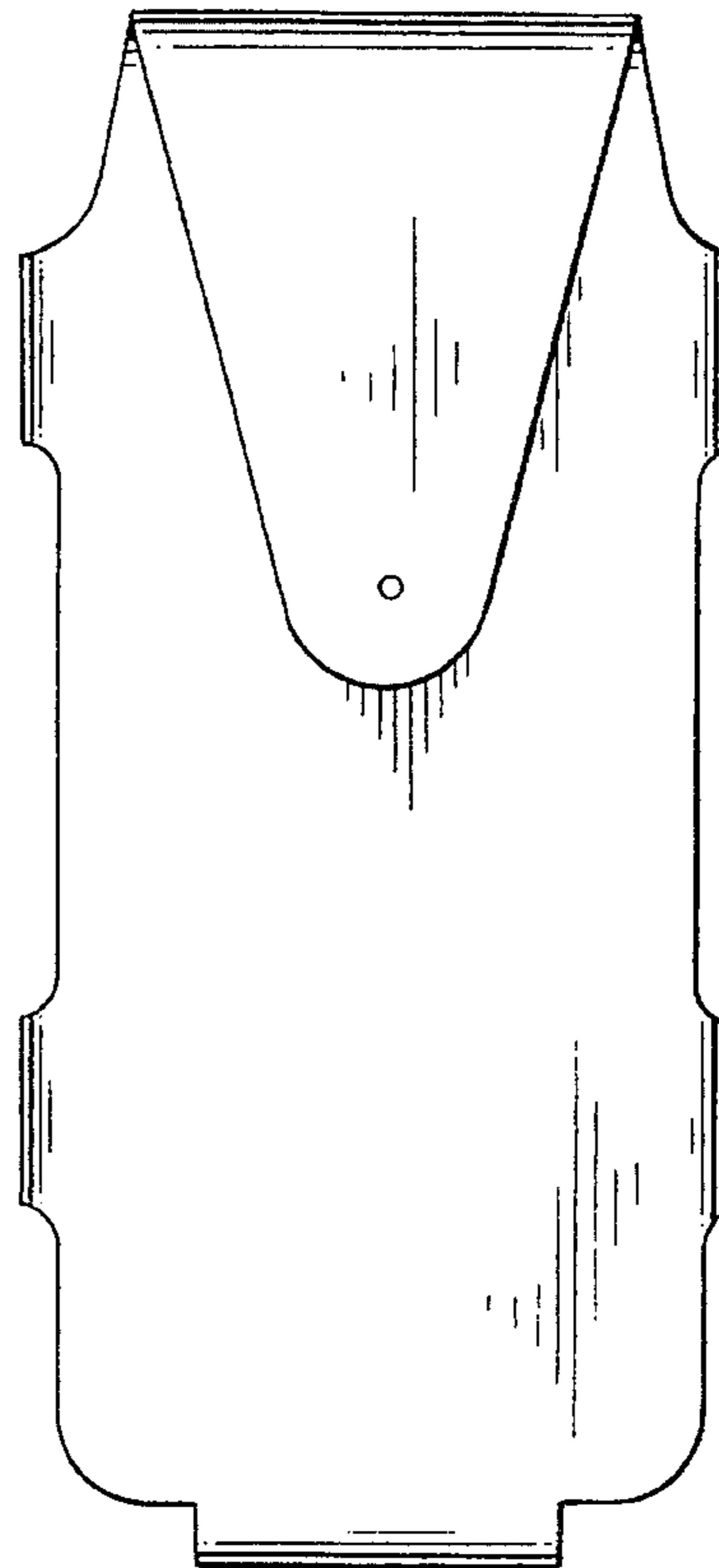


Fig.-4

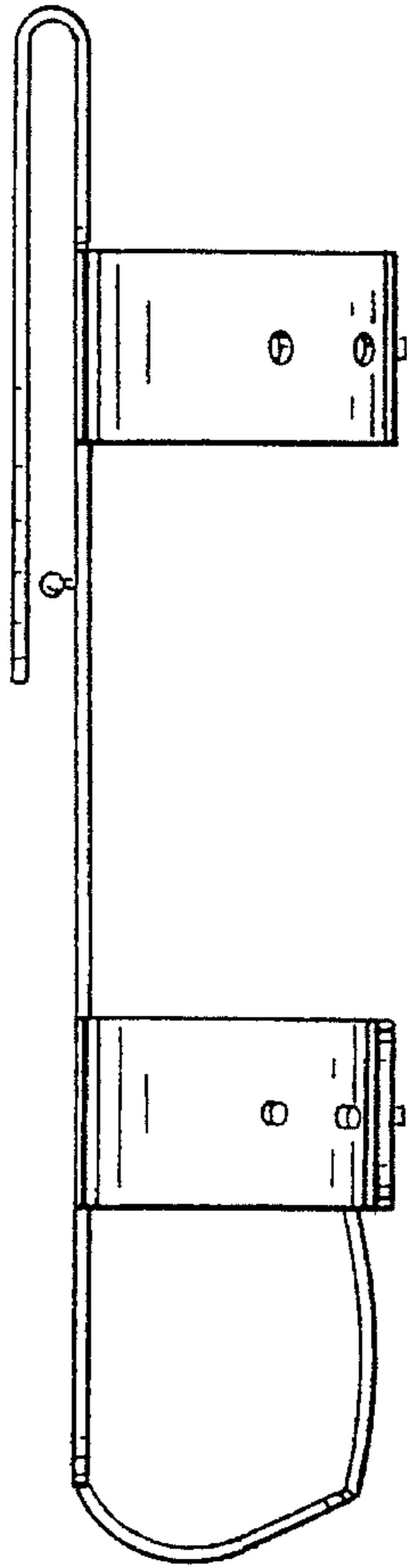


Fig.-5

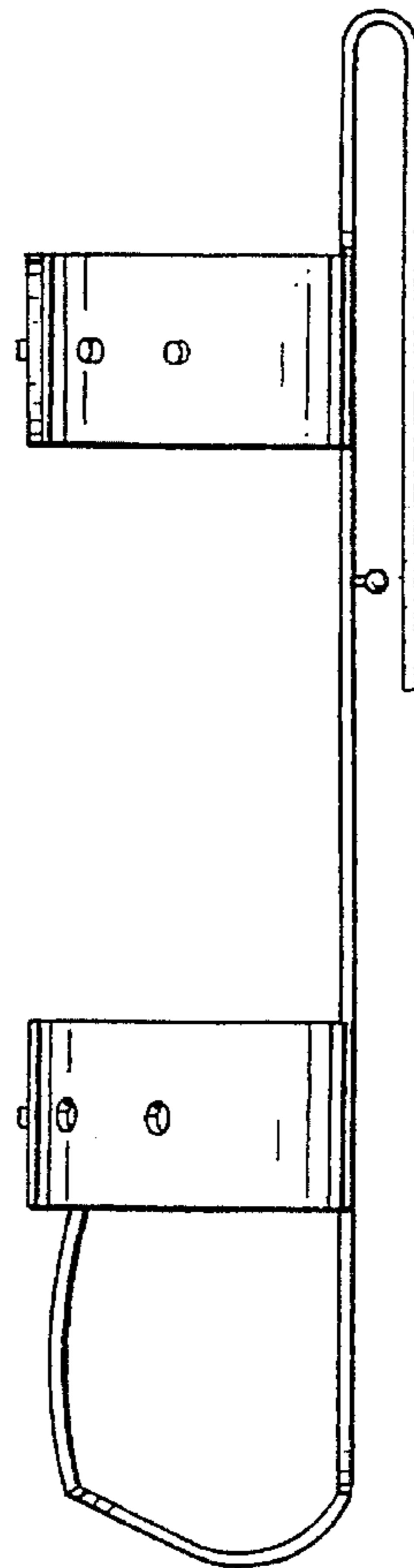


Fig.-6




Fig.-7

