



US00D368364S

United States Patent [19]

[11] Patent Number: **Des. 368,364**

Reitano et al.

[45] Date of Patent: ****Apr. 2, 1996**

[54] **INHALER CASE**

5,002,214	3/1991	Caranci	224/228 X
5,261,582	11/1993	Mathews et al.	224/240
5,305,874	4/1994	McLaughlin	224/239 X
5,392,975	2/1995	Blankenship, Jr.	224/148 X

[76] Inventors: **Joseph R. Reitano; Joseph P. Reitano,**
both of 15 Marsh Ave., Salem, N.H.
03079

Primary Examiner—Doris V. Coles
Assistant Examiner—Catherine R. Oliver

[**] Term: **14 Years**

[57] CLAIM

[21] Appl. No.: **34,359**

The ornamental design for the inhaler case, as shown and described.

[22] Filed: **Feb. 2, 1995**

[52] U.S. Cl. **D3/215**

[58] Field of Search D3/215, 203, 207,
D3/229; D24/110; D22/117; 224/240, 252,
253, 901, 268, 904, 196, 236

DESCRIPTION

[56] References Cited

U.S. PATENT DOCUMENTS

D. 269,463	6/1983	Young	D24/110
D. 357,801	5/1995	Short	D3/229 X
3,443,722	5/1969	Cloyd et al.	206/507
3,825,110	7/1974	Halbich et al.	206/6
4,592,348	6/1986	Waters, IV et al.	128/200.23

FIG. 1 is a front elevational view of the inhaler case showing our new design;

FIG. 2 is a rear elevational view thereof;

FIG. 3 is a left side elevational view thereof;

FIG. 4 is a right side elevational view thereof;

FIG. 5 is a top plan view thereof; and,

FIG. 6 is a bottom plan view thereof.

1 Claim, 3 Drawing Sheets




FIG. 1




FIG. 2




FIG. 3




FIG. 4

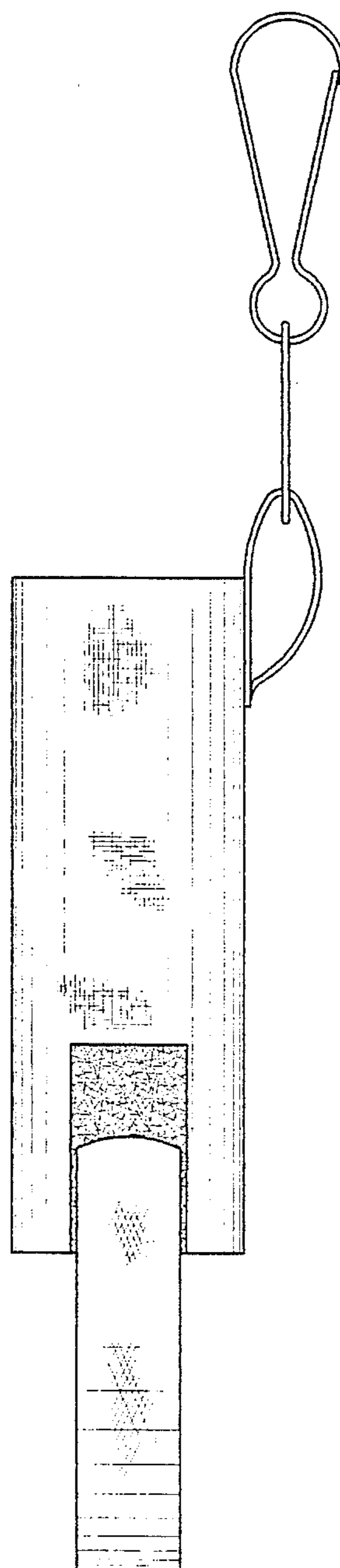


FIG. 5

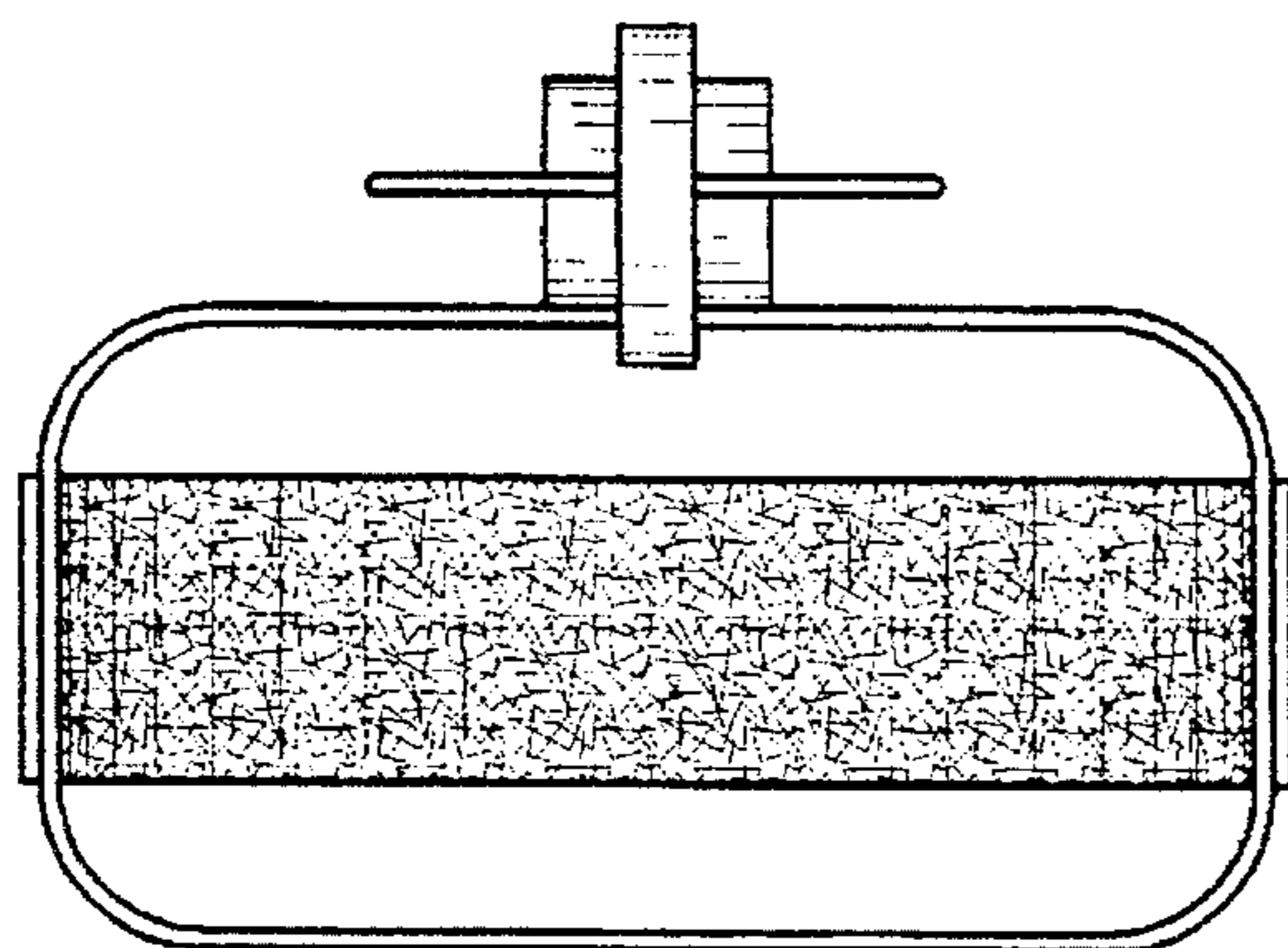


FIG. 6

