



US00D368362S

United States Patent [19]

Werman

[11] **Patent Number:** **Des. 368,362**

[45] **Date of Patent:** ****Apr. 2, 1996**

[54] **SHOE UPPER**

[76] Inventor: **Jonathan H. Werman**, 5111 NE. 30th Ave., Lighthouse Point, Fla. 33064

[**] Term: **14 Years**

[21] Appl. No.: **33,430**

[22] Filed: **Jan. 12, 1995**

[52] U.S. Cl. **D2/970; D2/912**

[58] Field of Search **D2/909-912, 970; 36/50.1, 50.5, 45, 83-84, 89, 102-103**

[56] **References Cited**

U.S. PATENT DOCUMENTS

D. 331,144	11/1992	Foster	D2/970
D. 331,826	12/1992	Challant	D2/911
D. 347,108	5/1994	Foster	D2/970
D. 354,164	1/1995	Werman	D2/970
1,479,884	1/1924	Zern	36/50.1

OTHER PUBLICATIONS

American Shoemaking—Mar. 30, 1981—p. 19—Boot at top-left.

Primary Examiner—Nelson C. Holtje
Attorney, Agent, or Firm—John L. Welch

[57] **CLAIM**

The ornamental design for a shoe upper, as shown and described.

DESCRIPTION

FIG. 1 is a left side elevational view of the shoe upper according to my new design;

FIG. 2 is a right side elevational view thereof;

FIG. 3 is a top plan view thereof;

FIG. 4 is a front elevational view; and,

FIG. 5 is a rear elevational view thereof.

The broken line showing of a shoe sole is for illustrative purposes only and forms no part of the claimed design.

1 Claim, 2 Drawing Sheets





Fig. 1




Fig. 2

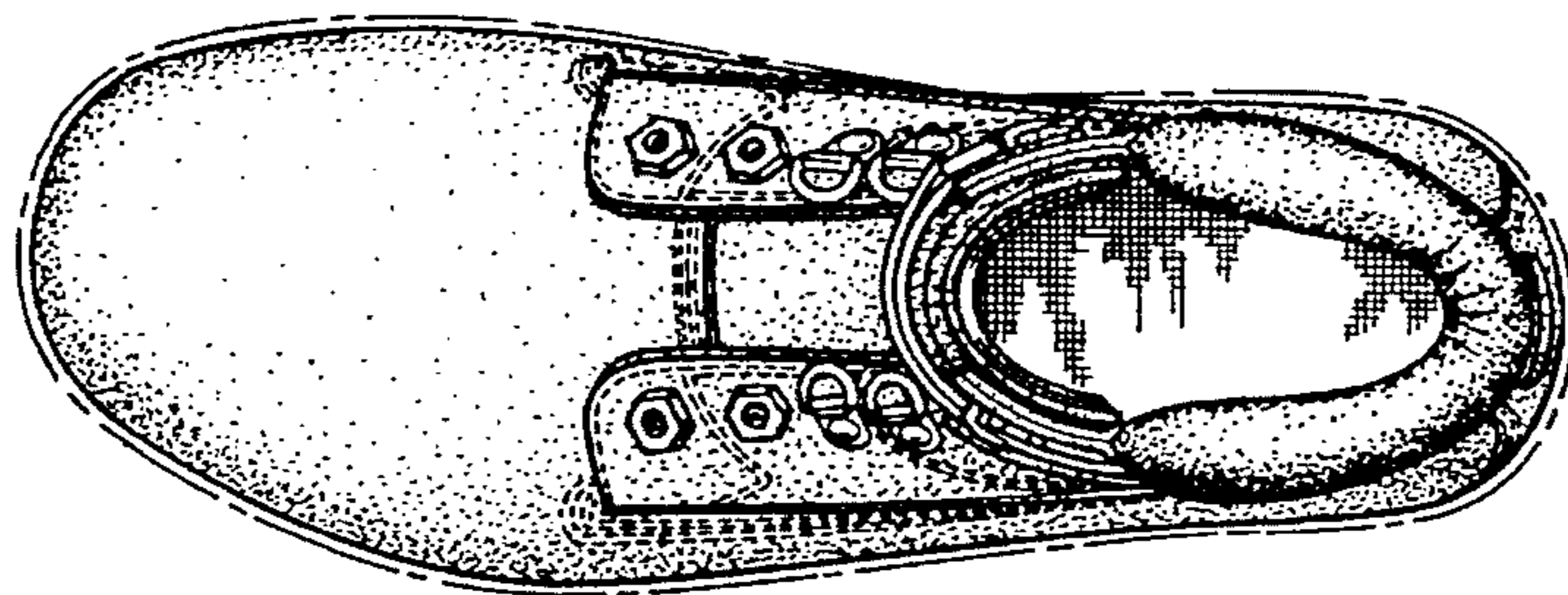


Fig. 3

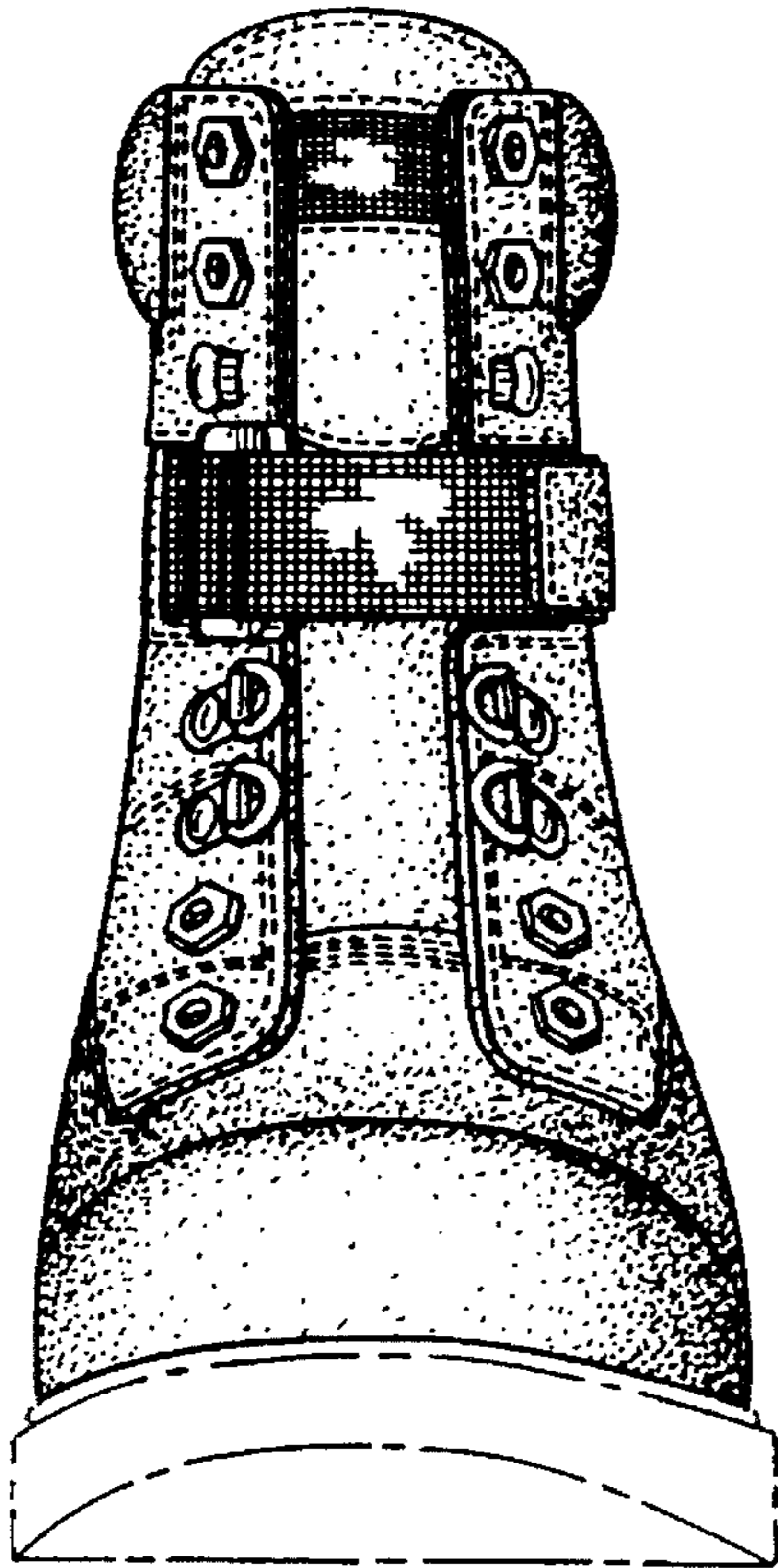


Fig. 4

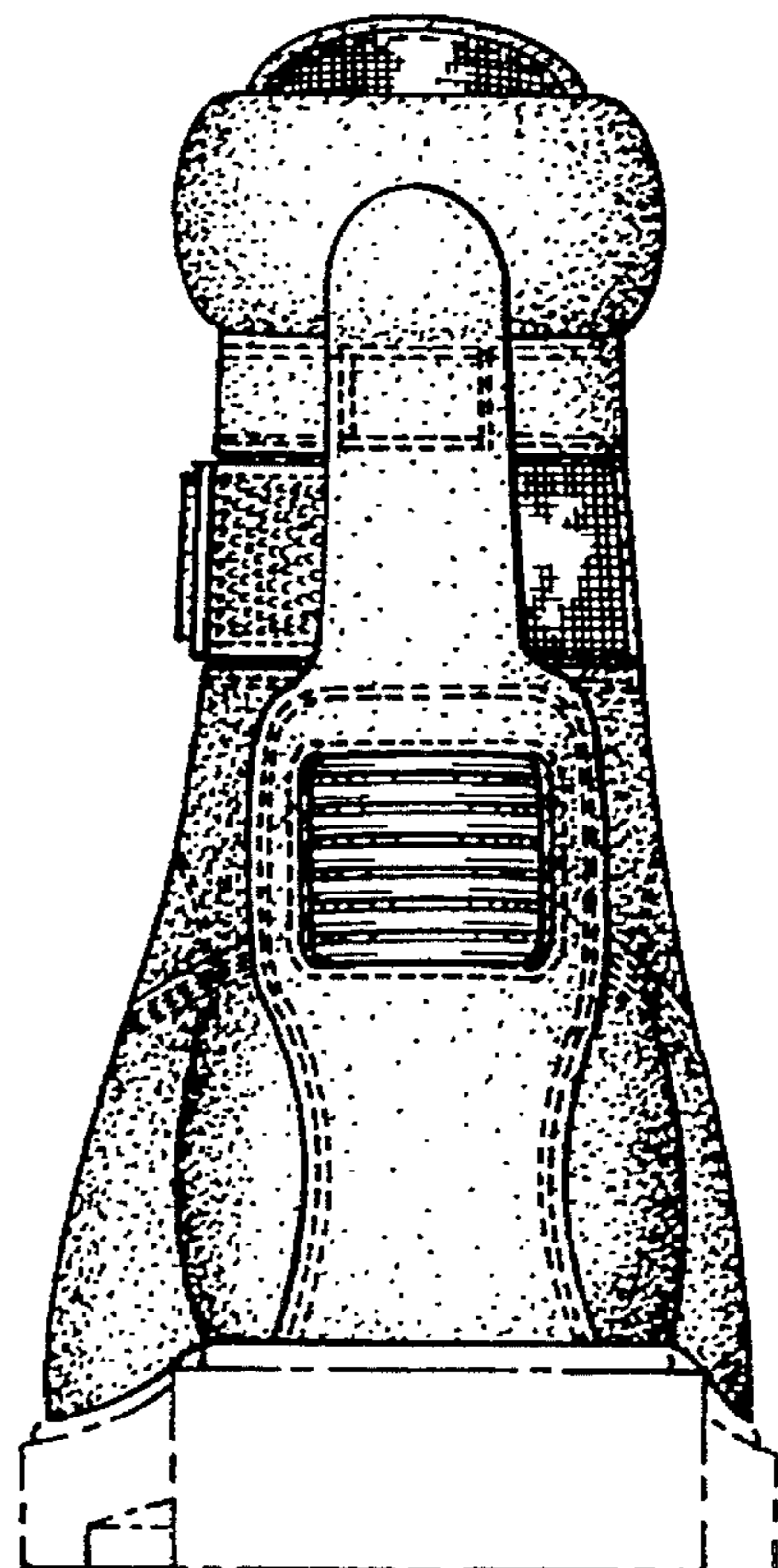


Fig. 5