



US00D368338S

United States Patent [19]

[11] Patent Number: **Des. 368,338**

Levengood

[45] Date of Patent: ****Mar. 26, 1996**

[54] **POST SURGERY PROTECTIVE GARMENT FOR DOGS AND CATS**

| | | | | | |
|-----------|---------|-----------|-------|---------|---|
| 4,355,600 | 10/1982 | Zielinski | | 54/79.4 | X |
| 4,489,676 | 12/1984 | Colquist | | 54/79.1 | X |
| 5,137,508 | 8/1992 | Engman | . | | |

[76] Inventor: **Linda S. Levengood**, 4147 Elmhurst Rd., Toledo, Ohio 43613

FOREIGN PATENT DOCUMENTS

[**] Term: **14 Years**

| | | | | | |
|---------|---------|--------------------|-------|---------|--|
| 0353113 | 1/1990 | European Pat. Off. | | 54/79.1 | |
| 0357846 | 7/1938 | Italy | | 54/79.1 | |
| 2039704 | 8/1980 | United Kingdom | | 54/79.1 | |
| 1579800 | 11/1980 | United Kingdom | | 54/79.4 | |

[21] Appl. No.: **38,011**

[22] Filed: **Apr. 26, 1995**

[52] U.S. Cl. **D30/144**; 119/850

[58] Field of Search 119/850, 851, 119/852, 853, 854; 54/79.1, 79.2, 79.3, 79.4, 80, 80.1, 80.4; D30/145, 144; 602/79

Primary Examiner—Louis S. Zarfaz
Assistant Examiner—Frank Martinez
Attorney, Agent, or Firm—Donald R. Fraser

[57] CLAIM

The ornamental design for a post surgery protective garment for dogs and cats, as shown and described.

[56] References Cited

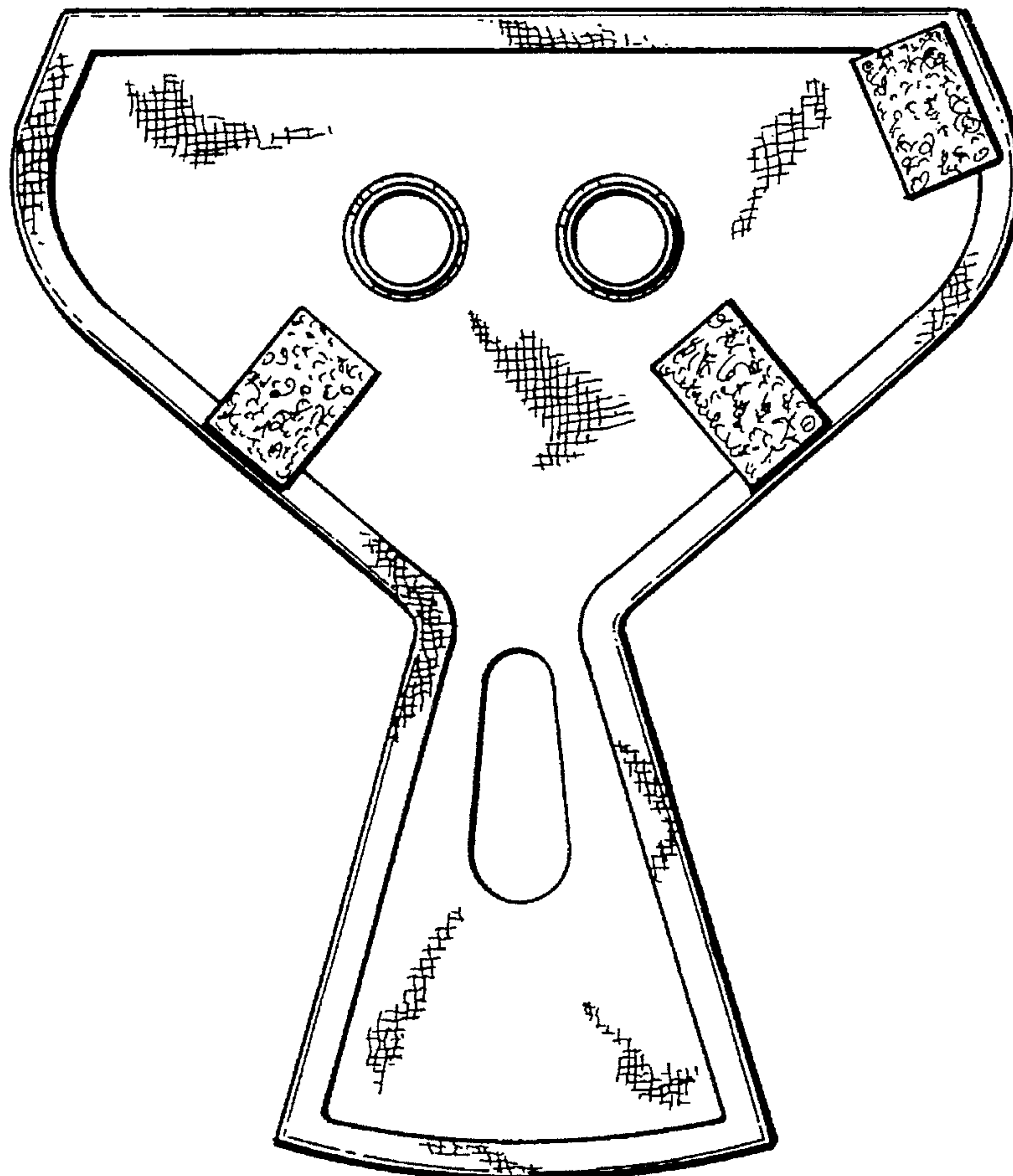
U.S. PATENT DOCUMENTS

| | | | | | |
|------------|---------|----------|-------|---------|---|
| D. 312,151 | 11/1990 | Dickey | | D30/145 | |
| D. 329,927 | 9/1992 | Thomas | | D30/145 | |
| 825,554 | 2/1905 | Parry | | 54/79.2 | X |
| 1,644,508 | 10/1927 | Blake | | 602/79 | X |
| 1,733,997 | 10/1929 | Márr | | D30/145 | X |
| 2,539,606 | 1/1951 | Bailey | | 54/79.2 | X |
| 3,211,132 | 10/1965 | Hersh | | D30/145 | X |
| 3,742,679 | 7/1973 | Jordan | . | | |
| 3,895,628 | 7/1975 | Adair | | 54/79.2 | X |
| 3,918,238 | 11/1975 | Iozzlo | . | | |
| 4,231,358 | 11/1980 | Atchison | | 602/79 | X |

DESCRIPTION

FIG. 1 is a top plan view of a post surgery protective garment for dogs and cats embodying my ornamental design;
FIG. 2 is a right side elevational view thereof;
FIG. 3 is a bottom plan view thereof;
FIG. 4 is a rear elevational view thereof; and,
FIG. 5 is a front elevational view thereof.

1 Claim, 1 Drawing Sheet



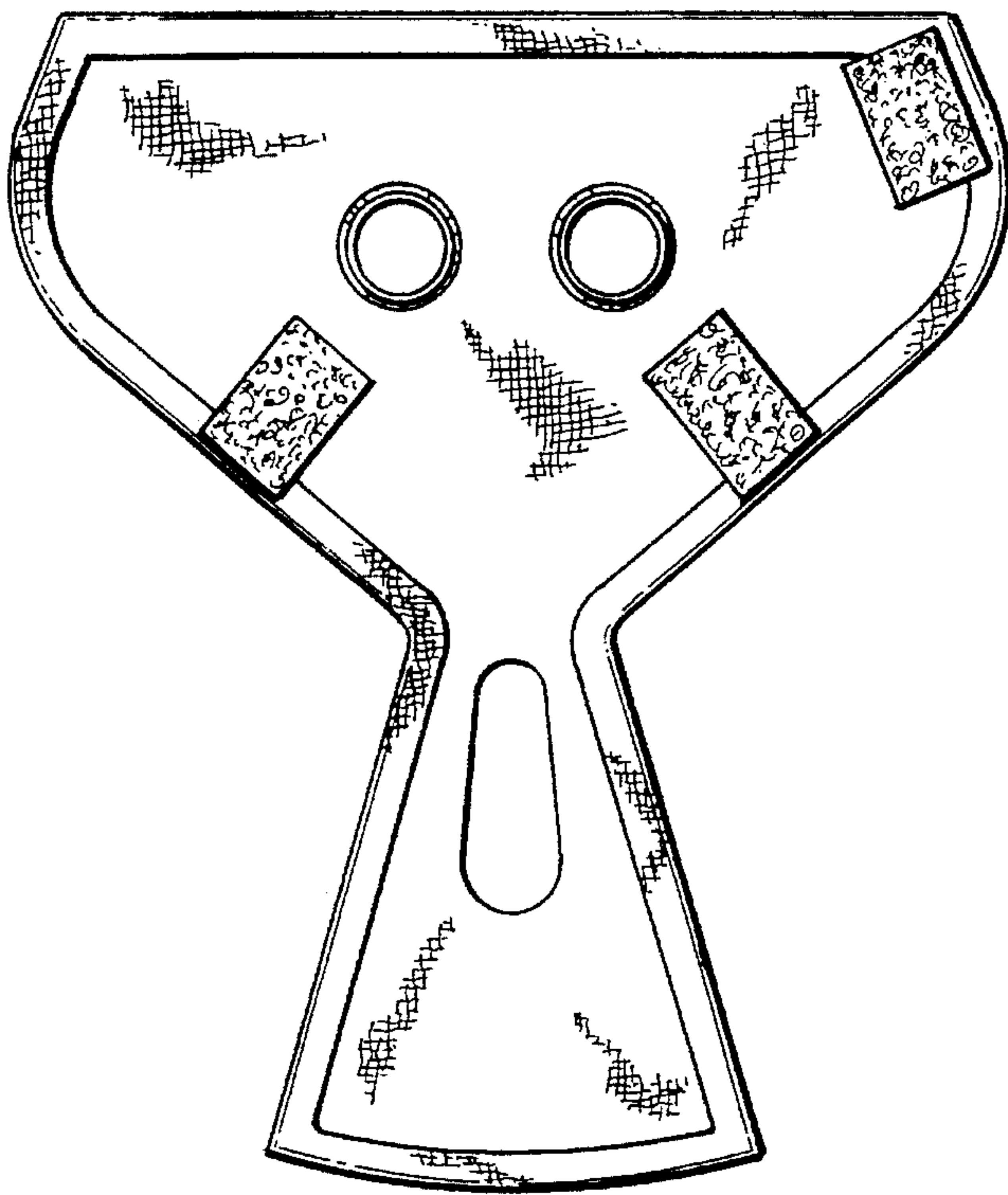


FIG. 1



FIG. 2

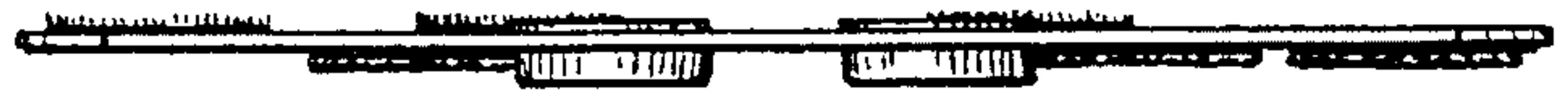


FIG. 4

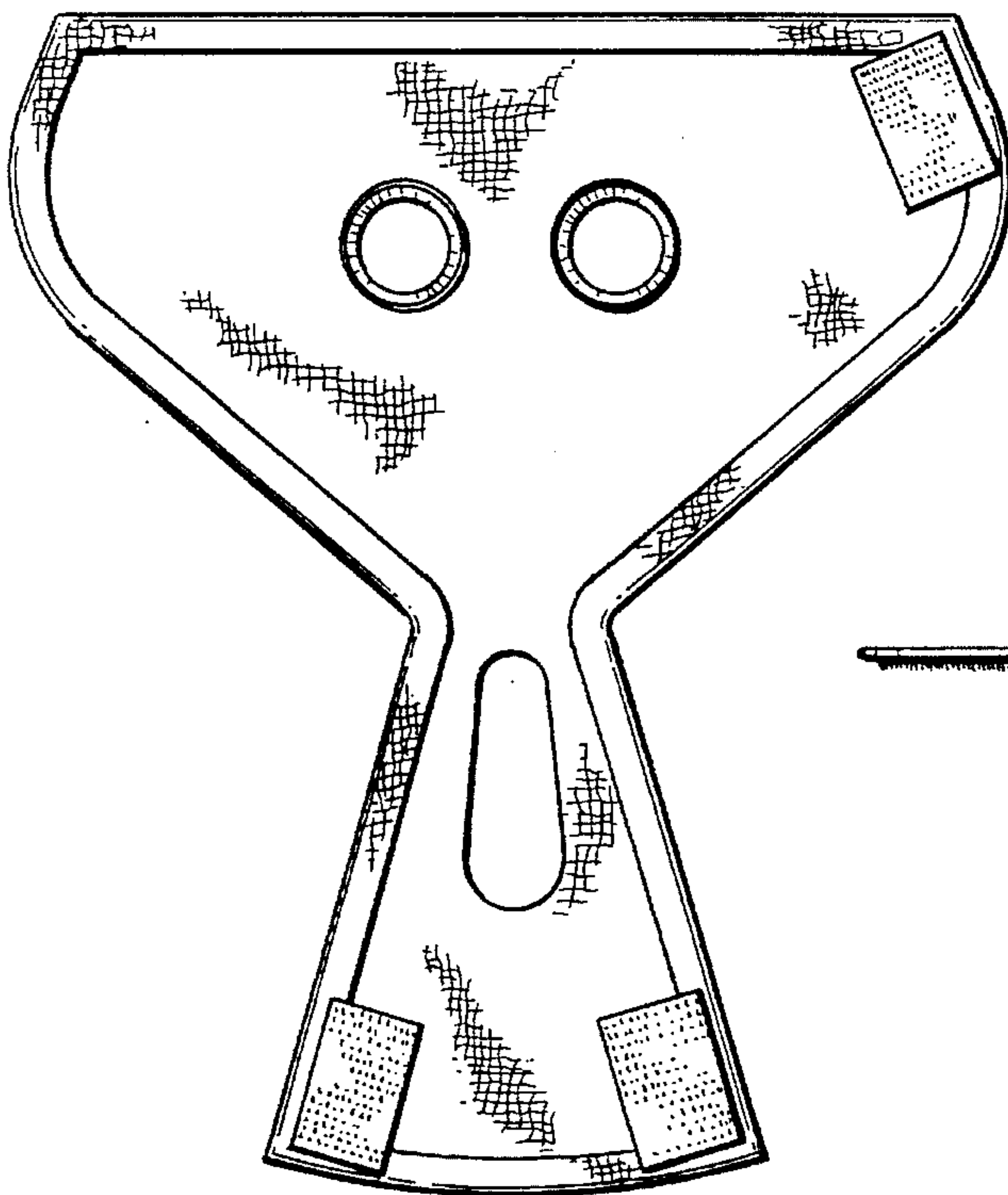


FIG. 3

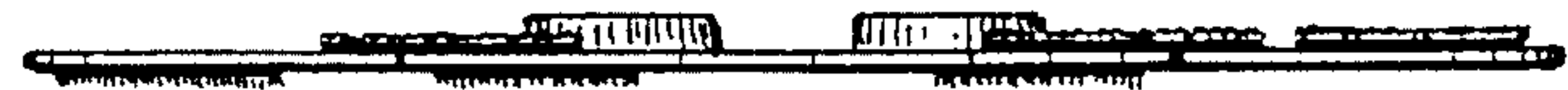


FIG. 5