



US00D368331S

United States Patent [19]
Chiang

[11] **Patent Number: Des. 368,331**
[45] **Date of Patent: **Mar. 26, 1996**

[54] **ELBOW PROTECTOR**

[76] Inventor: **Pang-Ching Chiang**, 6Fl., No. 293,
Sec. 4, Chunghsiao E. Rd., Taipei,
Taiwan

[**] Term: **14 Years**

[21] Appl. No.: **31,215**

[22] Filed: **Nov. 10, 1994**

[52] **U.S. Cl.** **D29/121; D29/120**

[58] **Field of Search** **D29/100, 120,**
D29/121; 2/22, 24, 16, 62, 910-912, 908,
267; D24/190-192; 602/5, 6, 13, 26, 20-21,
23

[56] **References Cited**

U.S. PATENT DOCUMENTS

D. 296,930	7/1988	Carabelli	D24/190
D. 341,004	11/1993	Kross	D24/192
D. 347,692	6/1994	McCartney	D24/190
D. 358,215	5/1995	Reed	D24/190
4,243,028	1/1981	Puyana	D29/100

4,414,969	11/1983	Heyman	D29/120
4,964,401	10/1990	Taigen	128/876
4,991,234	2/1991	Greenberg	D29/120
5,086,758	2/1992	Schiek, Sr. et al.	128/876
5,385,537	1/1995	Davini	602/20

Primary Examiner—Ruth McNroy
Attorney, Agent, or Firm—Morton J. Rosenberg; David I. Klein

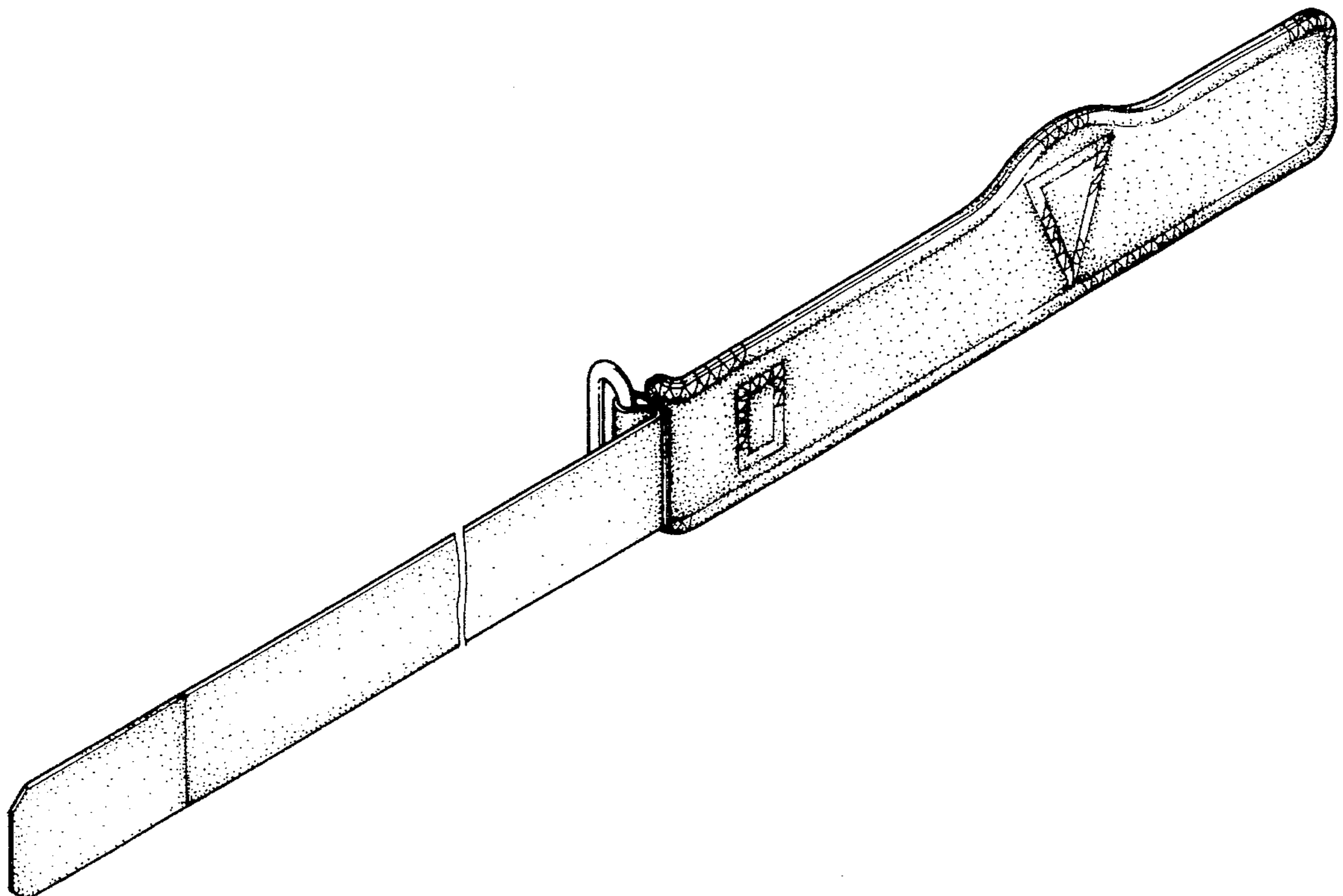
[57] **CLAIM**

The ornamental design for an elbow protector, as shown and described.

DESCRIPTION

FIG. 1 is a perspective view from the front-left-top side of an elbow protector showing my design;
FIG. 2 is a front elevational view thereof;
FIG. 3 is a rear elevational view thereof;
FIG. 4 is a left side elevational view thereof;
FIG. 5 is a right side elevational view thereof;
FIG. 6 is a top plan view thereof; and,
FIG. 7 is a bottom plan view thereof.

1 Claim, 3 Drawing Sheets



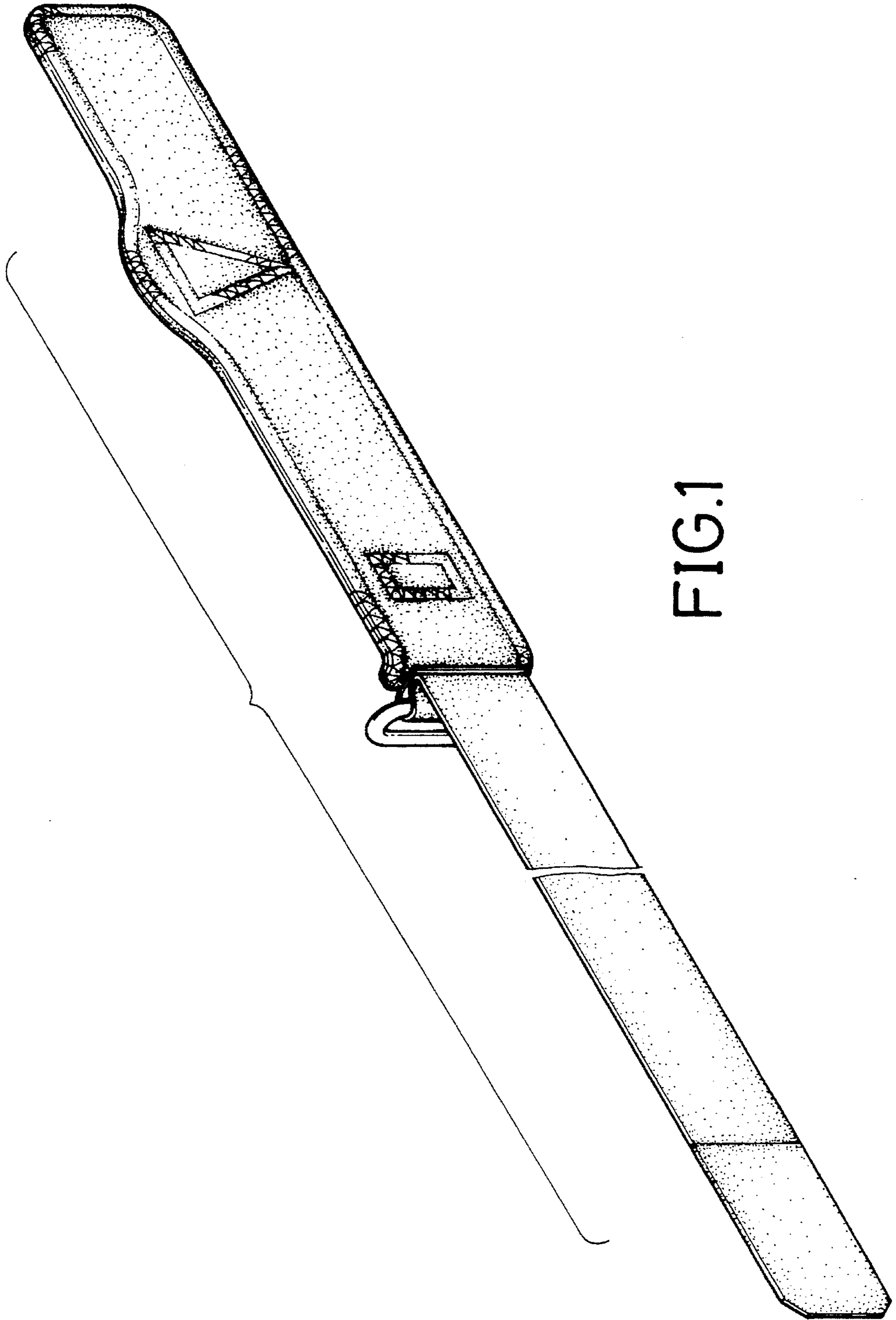


FIG. 1

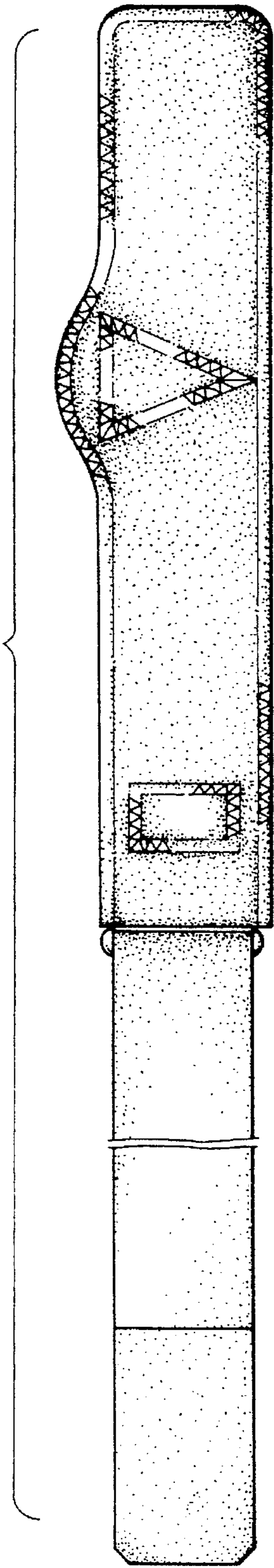


FIG. 2

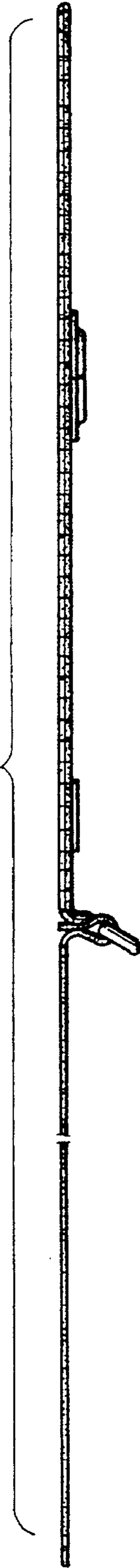


FIG. 7

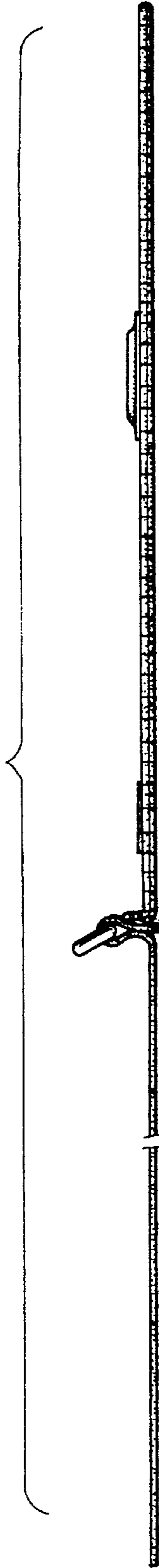


FIG. 6

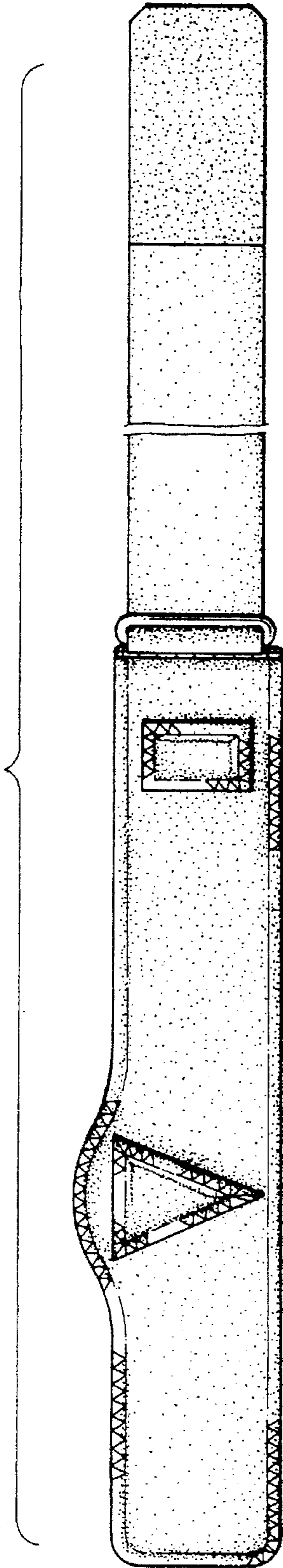


FIG. 3



FIG. 4
FIG. 5