



US00D368323S

United States Patent [19]
McDowell

[11] **Patent Number:** **Des. 368,323**

[45] **Date of Patent:** ****Mar. 26, 1996**

[54] **BOUND GLASS FIXTURE LAMPSHADE**

[75] Inventor: **Richard W. McDowell**, Palos Verdes, Calif.

[73] Assignee: **Cordelia Lighting Inc.**, Commerce, Calif.

[**] Term: **14 Years**

[21] Appl. No.: **30,245**

[22] Filed: **Oct. 24, 1994**

[52] U.S. Cl. **D26/136**

[58] Field of Search D26/128-136,
D26/72, 80-92; 362/147, 404-408, 326,
329, 351, 355, 367

[56] **References Cited**

U.S. PATENT DOCUMENTS

D. 392,285 4/1908 Verbeck D26/129

OTHER PUBLICATIONS

Architectural Record, May 1991, p. 93, Suspended Lamp Shade.

Progressive Architecture, Apr. 1986, p. 6LW, Suspended Lamp Shade.

Primary Examiner—Susan J. Lucas

Attorney, Agent, or Firm—Poms, Smith, Lande & Rose

[57] **CLAIM**

The ornamental design for a bound glass fixture lampshade, as shown and described.

DESCRIPTION

FIG. 1 is a side elevational view showing my new design;

FIG. 2 is a plan view of one of the lampshade panels, the remainder of the lampshade being omitted for convenience of illustration;



FIG. 3 is a side elevational view of the lampshade from a different perspective than FIG. 1;

FIG. 4 is a top plan view of the lampshade;

FIG. 5 is a perspective view on a reduced scale of the lampshade tilted on one side to expose the underside; and,

FIG. 6 is a bottom plan view on a reduced scale showing the underside of the lampshade.

1 Claim, 2 Drawing Sheets






Figure 1




Figure 5




Figure 2

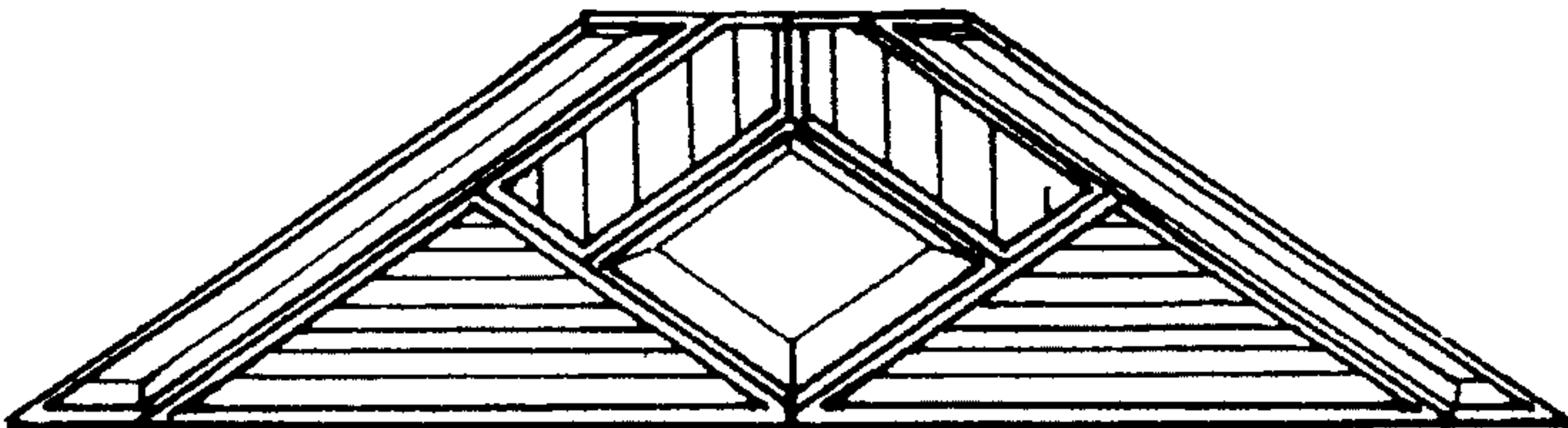


Figure 3




Figure 4




Figure 6