



US00D368317S

**United States Patent** [19]  
**Swyst**

[11] **Patent Number: Des. 368,317**  
[45] **Date of Patent: \*\*Mar. 26, 1996**

[54] **FLASHLIGHT**

3,111,277 11/1963 Grimsley ..... D26/43 X  
5,385,500 1/1995 Schmidt ..... 362/189 X

[75] Inventor: **Thomas Swyst**, Arlington, Mass.

*Primary Examiner*—Susan J. Lucas  
*Attorney, Agent, or Firm*—Barry E. Deutsch

[73] Assignee: **Black & Decker Inc.**, Newark, Del.

[\*\*] Term: **14 Years**

[57] **CLAIM**

[21] Appl. No.: **35,088**

The ornamental design for a flashlight, as shown and described.

[22] Filed: **Feb. 21, 1995**

**DESCRIPTION**

[52] **U.S. Cl.** ..... **D26/43**

[58] **Field of Search** ..... D26/37, 43, 44,  
D26/46, 49, 60, 62; 362/157, 158, 184,  
188, 189, 191, 198, 199, 200, 396

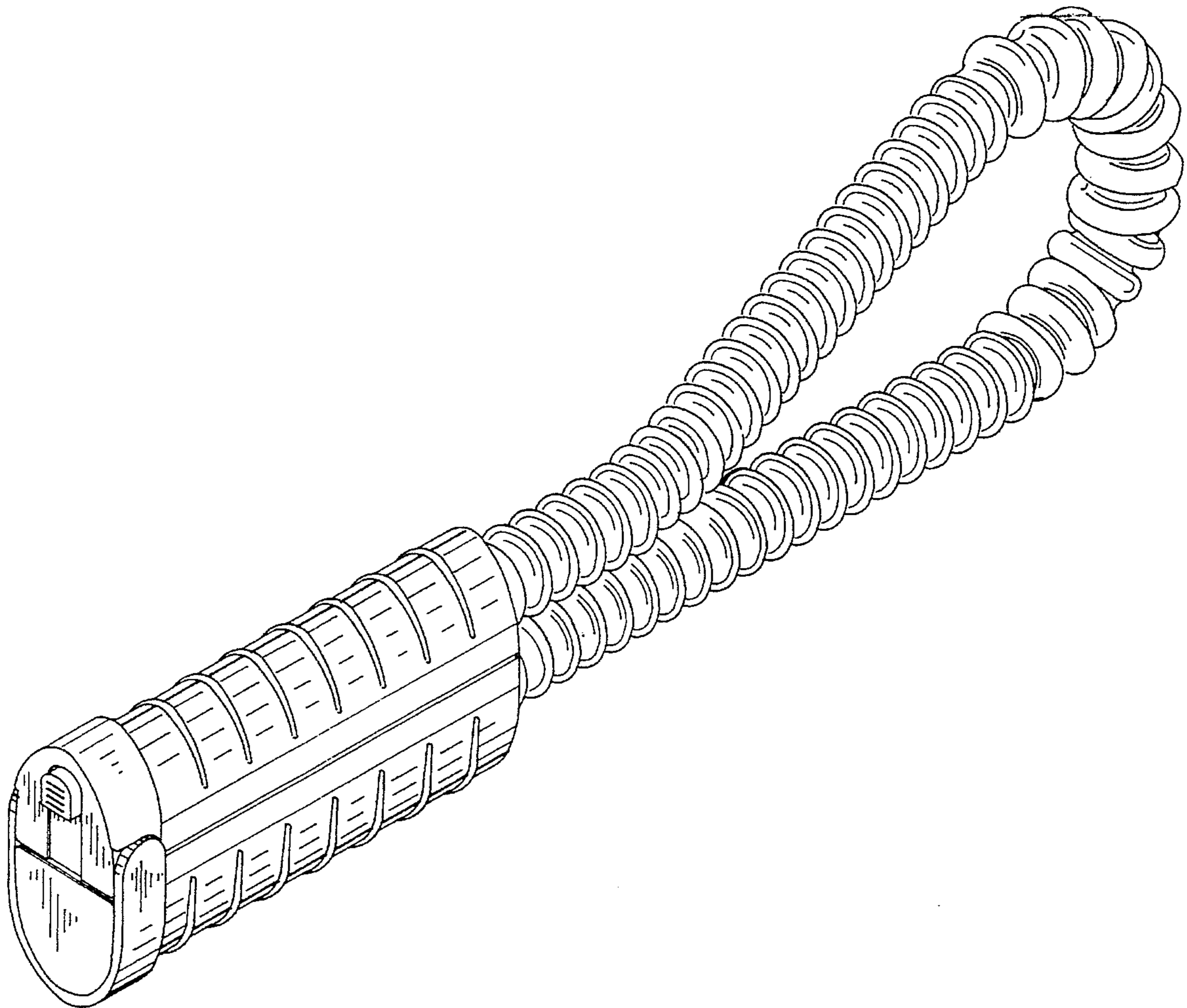
FIG. 1 is a perspective view taken from the front, top and right side of a flashlight showing my new design;  
FIG. 2 is a top plan view thereof;  
FIG. 3 is a bottom plan view thereof;  
FIG. 4 is a front elevational view thereof;  
FIG. 5 is a rear elevational view thereof;  
FIG. 6 is a right side elevational view thereof; and,  
FIG. 7 is a left side elevational view thereof.

[56] **References Cited**

**U.S. PATENT DOCUMENTS**

D. 314,246	1/1991	Bache	.....	D26/62
D. 337,839	7/1993	Zeller	.....	D26/43
1,692,394	11/1928	Sundh	.....	362/198

**1 Claim, 3 Drawing Sheets**



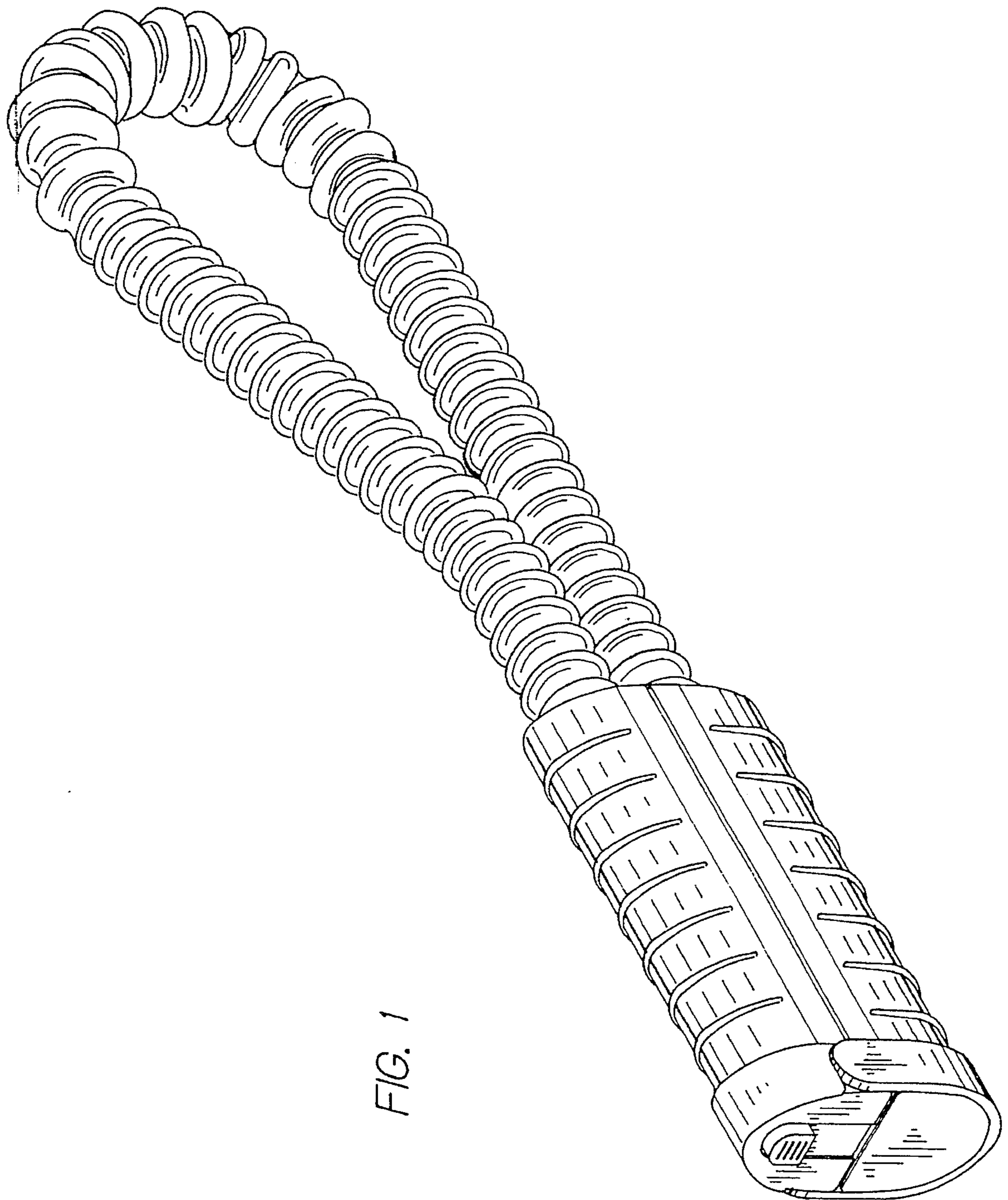


FIG. 1

FIG. 2

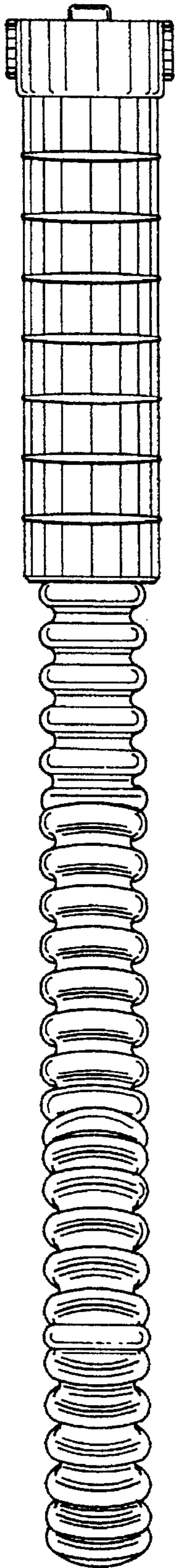


FIG. 3

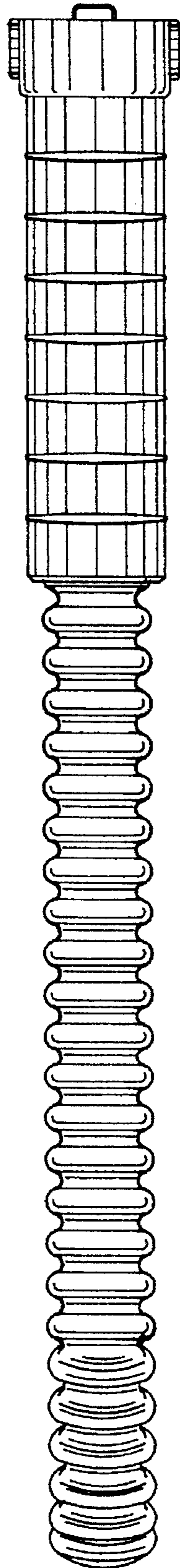


FIG. 4

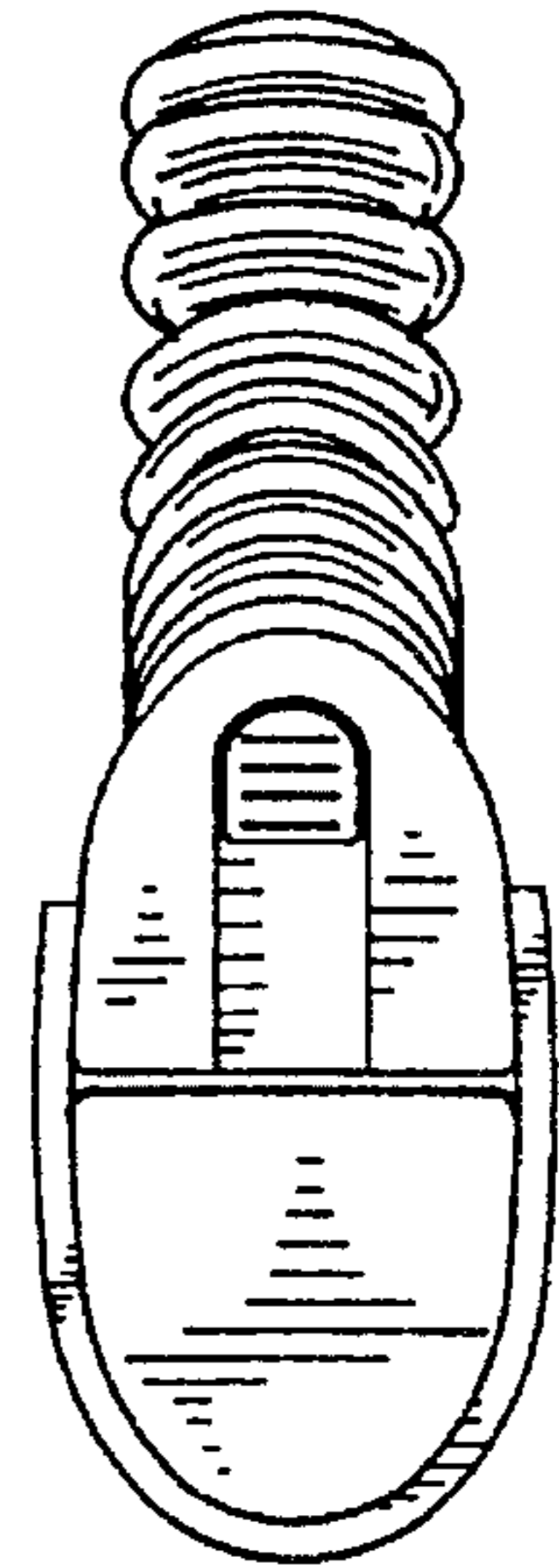


FIG. 5






FIG. 6

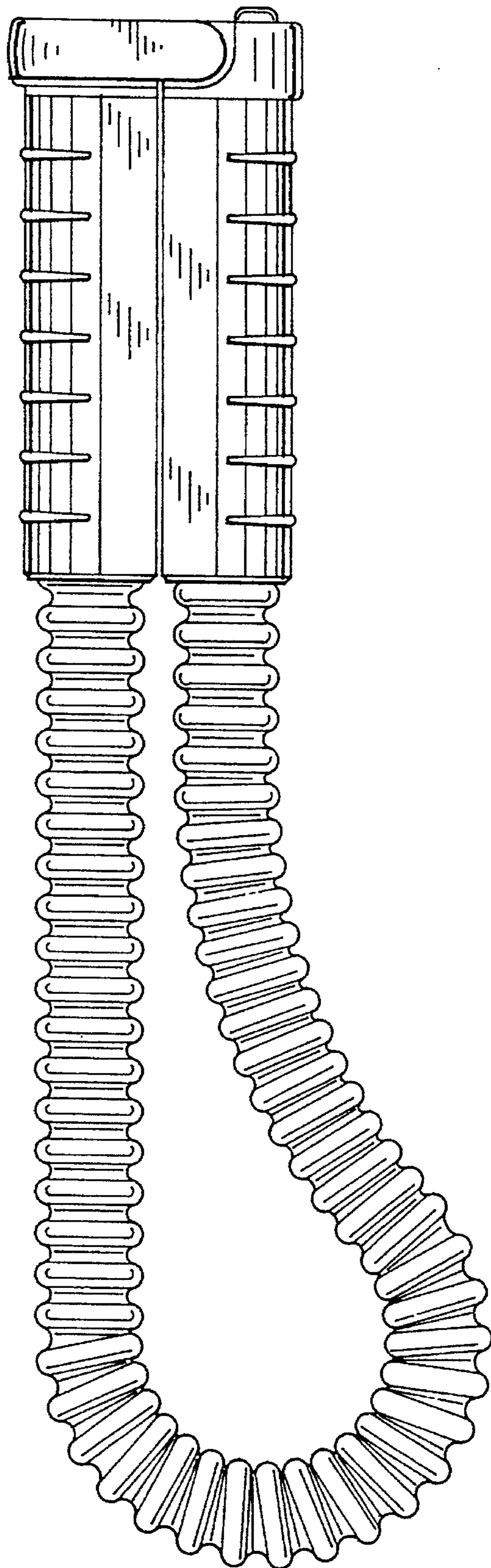


FIG. 7

