



US00D368305S

# United States Patent [19]

[11] Patent Number: **Des. 368,305**

**Shigenari et al.**

[45] Date of Patent: **\*\*Mar. 26, 1996**

[54] **AIR CONDITIONER**

D. 341,879 11/1993 Takasuna et al. .... D23/351

[75] Inventors: **Masao Shigenari**, Yokohama; **Satoshi Nanjo**, Tokyo; **Makoto Yanagida**, Yokohama, all of Japan

D. 351,648 10/1994 Ikeda et al. .... D23/351

5,379,609 1/1995 Matsumoto et al. .... 62/262

[73] Assignee: **Fujitsu General Limited**, Japan

*Primary Examiner*—Lisa P. Lichtenstein  
*Attorney, Agent, or Firm*—Adams & Wilks

[\*\*] Term: **14 Years**

[57] **CLAIM**

[21] Appl. No.: **34,098**

The ornamental design for an air conditioner, as shown and described.

[22] Filed: **Jan. 27, 1995**

**DESCRIPTION**

[30] **Foreign Application Priority Data**

FIG. 1 is a front bottom perspective view of an air conditioner showing our new design;

Sep. 19, 1994 [JP] Japan ..... 6-28388

FIG. 2 is a front elevational view thereof;

[52] U.S. Cl. .... **D23/351**

FIG. 3 is a left side elevational view thereof;

[58] Field of Search ..... D23/351, 353, D23/354; 62/262, DIG. 16; 454/236, 234

FIG. 4 is a right side elevational view thereof;

FIG. 5 is a top plan view thereof;

[56] **References Cited**

FIG. 6 is a bottom plan view thereof; and,



**U.S. PATENT DOCUMENTS**

FIG. 7 is a front bottom perspective view thereof in a state of the wind direction plate opened.

D. 327,736 7/1992 Shimano et al. .... D23/351

The rear of the design is flat and unornamented.

**1 Claim, 3 Drawing Sheets**









FIG. 4

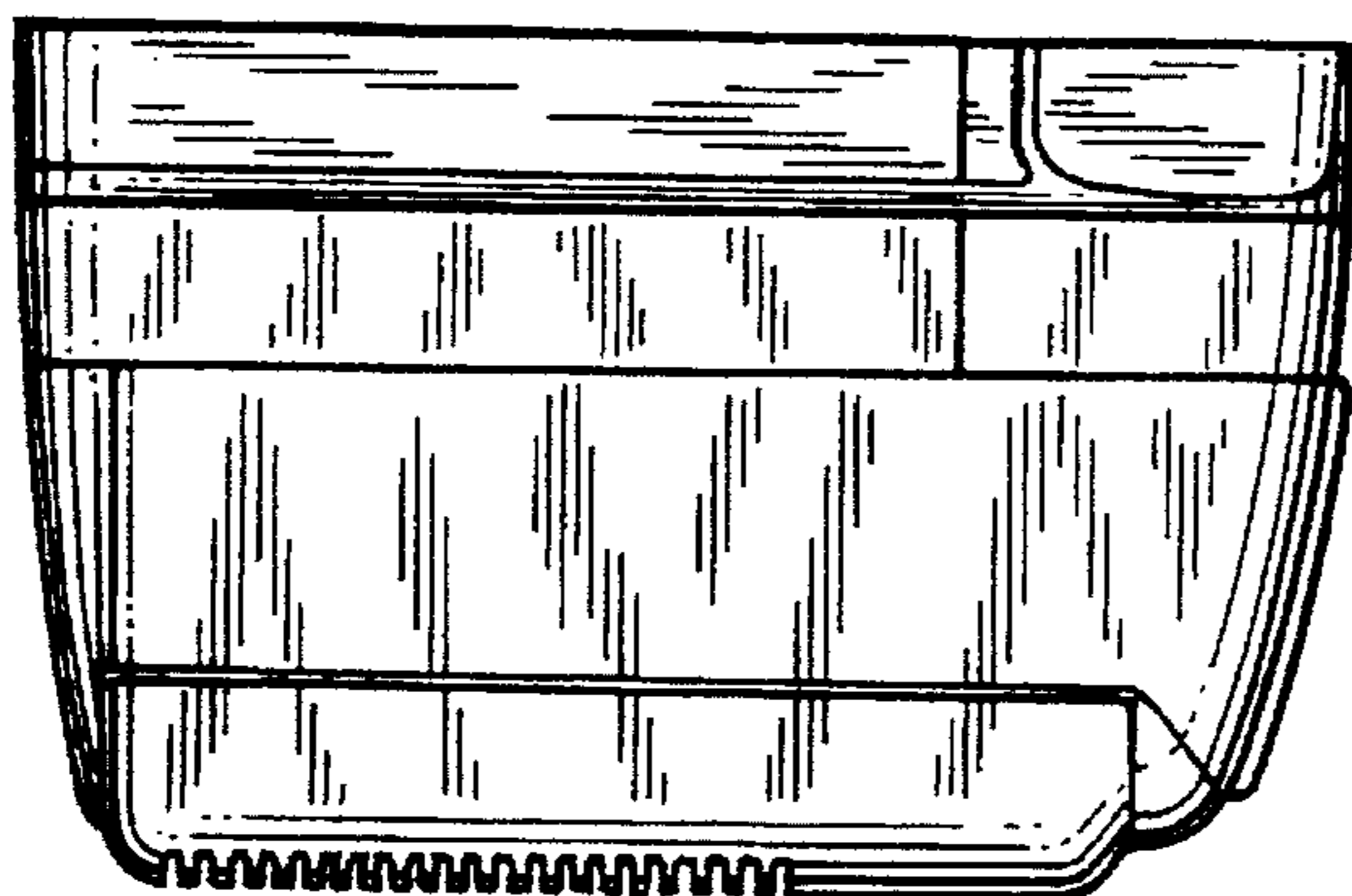


FIG. 3

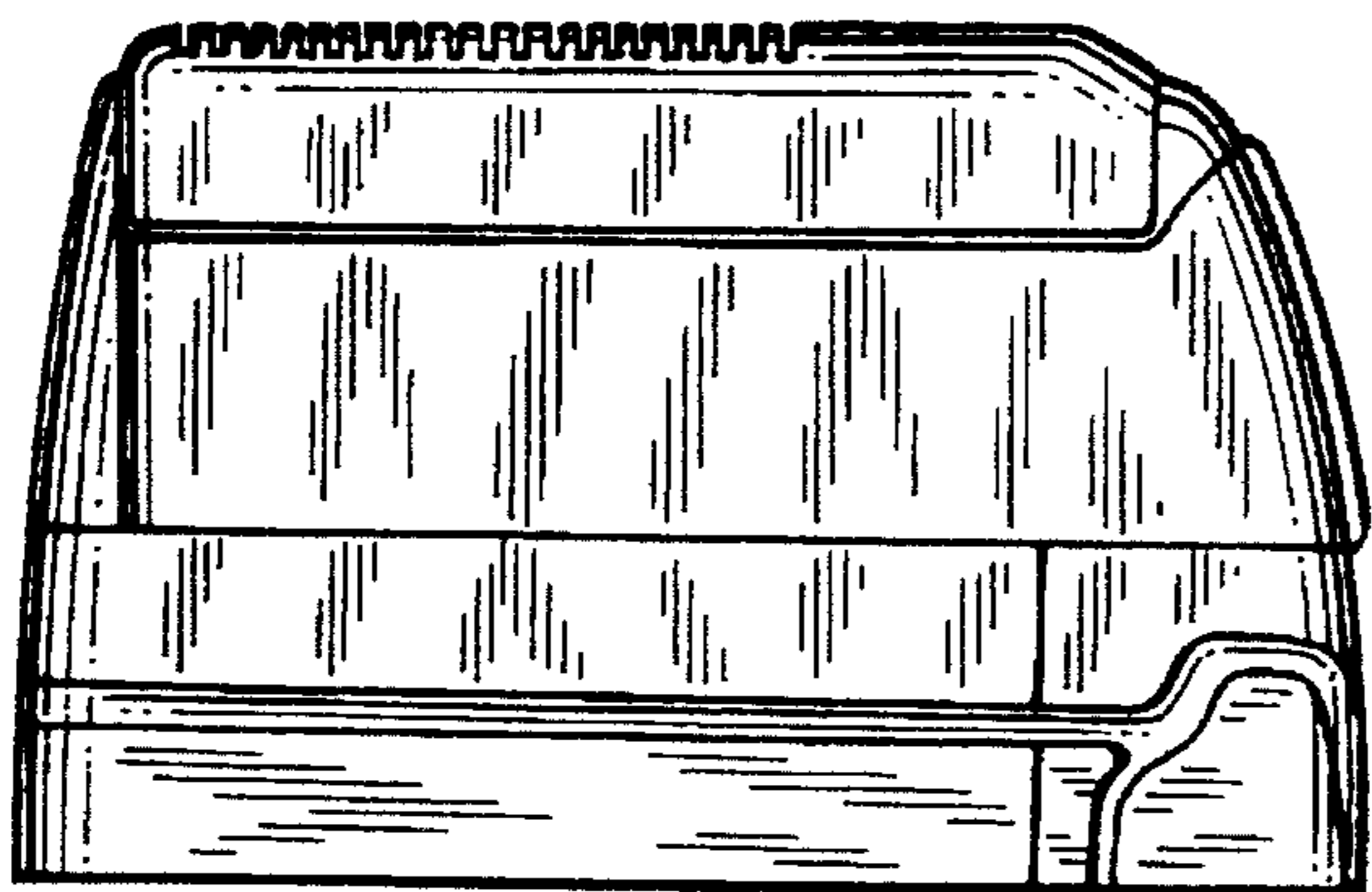


FIG. 5

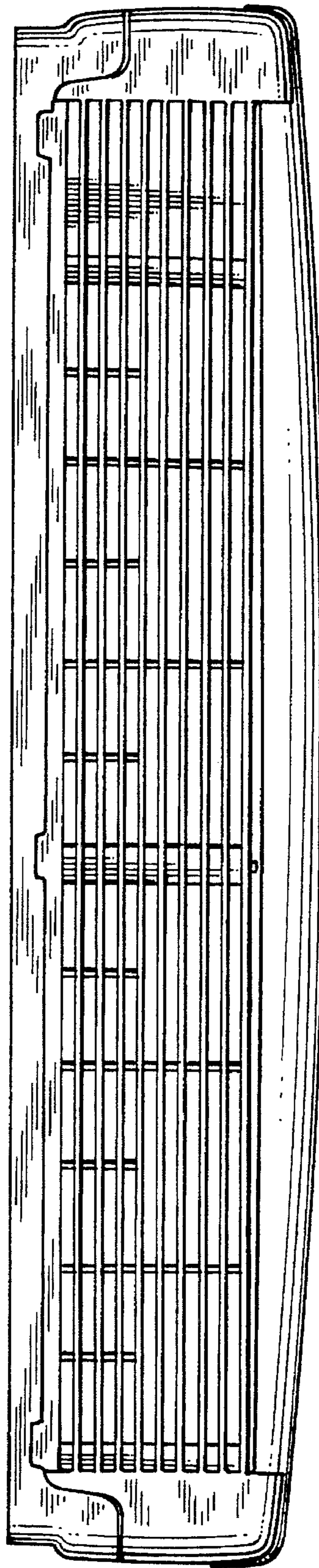


FIG. 6




FIG. 7

