



US00D368261S

United States Patent [19] Shushurin

[11] Patent Number: Des. 368,261
[45] Date of Patent: **Mar. 26, 1996

[54] **POWER AMPLIFIER**

[76] Inventor: **Vladimir V. Shushurin**, 3015 Brighton 13th St., Ste. 3J, Brooklyn, N.Y. 11235

[**] Term: **14 Years**

[21] Appl. No.: **17,074**

[22] Filed: **Jan. 3, 1994**

[52] U.S. Cl. **D14/188**

[58] Field of Search D14/124, 137, D14/163, 168, 171, 188-198, 265, 299; 455/344, 347, 350, 351

[56] **References Cited**

U.S. PATENT DOCUMENTS

D. 244,616	6/1977	Sizer	D14/197
D. 267,949	2/1983	Hisatsune	D14/118
D. 292,586	11/1987	George et al.	D14/188

OTHER PUBLICATIONS

(Advertisement), "Stealth B-200", published by Genesis Technologies, Vail, Colorado, 1993, 2 excerpted pages.
 (Advertisement), "Krell Analog," published by Krell Analog, Milford, Connecticut, 1993, 3 excerpted pages.
 (Advertisement), "Krell KSA-150 Stereo Balanced Amplified," published by Krell Industries, Milford, Connecticut, 1990, 3 excerpted pages.
 (Advertisements), "Stereo Sound, No. 84, Autumn 1987, published in Japan," cover page & pp. 129-131, 191-192, 253-255, 283 & 287.
 (Advertisements), "Stereo Sound, No. 103, Summer 1992, published in Japan," cover page & pp. 73 and 254-255.
 (Advertisements), "Stereo Sound, No. 105, Winter 1993, published in Japan," cover page & p. 527.
 (Advertisements), "Stereo Sound, No. 107, Summer 1993, published in Japan," cover page & pp. 358-359 and 378-379.
 (Advertisements), "Stereo Sound, No. 97, Winter 1991, published in Japan," cover page & pp. 125 and 544.
 (Advertisements), "Stereo Sound, No. 81, Winter 1987, published in Japan," cover page & pp. 386-387.
 (Advertisements), "Stereo Sound, No. 99, Summer 1991, published in Japan," cover page & pp. 110 and 512.
 (Advertisements), "Stereo Sound, No. 98, Spring 1991," cover page & pp. 197, 217, 244-245 and 470.

(Advertisements), "Stereo Sound, No. 100, Autumn 1991, published in Japan," cover page & pp. 190 and 685.
 (Advertisements), "Stereo Sound, No. 106, Spring 1993, published in Japan," cover page & pp. 12, 31, 412 and 424-425.
 (Advertisements), "Stereo Sound, No. 87, Summer 1988, published in Japan," cover page & p. 359.
 (Advertisements), "Stereo Sound, No. 102, Spring 1992," cover page & p. 455.
 (Advertisements), "Stereo Sound, No. 86, Spring 1988, published in Japan," cover page & pp. 218-219.
 (Advertisements), "Stereo Sound, No. 83, Summer 1987, published in Japan," cover page & pp. 58, 138-139, 140-141 and 318.
 (Advertisements), "Stereo Sound, No. 82, Spring 1987, published in Japan," cover page & pp. 73, 347 and 352.
 (Advertisements), "Stereo Sound, No. 101, Winter 1992, published in Japan," cover page & pp. 122-123.
 (Advertisements), "Hi Fi Stereo Guide, vol. 31, 1992, published in Japan," published by Stereo Sound Publishing Inc., cover page & pp. 231, 247, 253, 257 and 258.
 (Advertisements), "Hi Fi Stereo Guide, vol. 32, 1992, published in Japan," cover page & pp. 256 & 268.

Primary Examiner—Prabhakar G. Deshmukh
Assistant Examiner—Nanda Bondade
Attorney, Agent, or Firm—Charles E. Bruzga

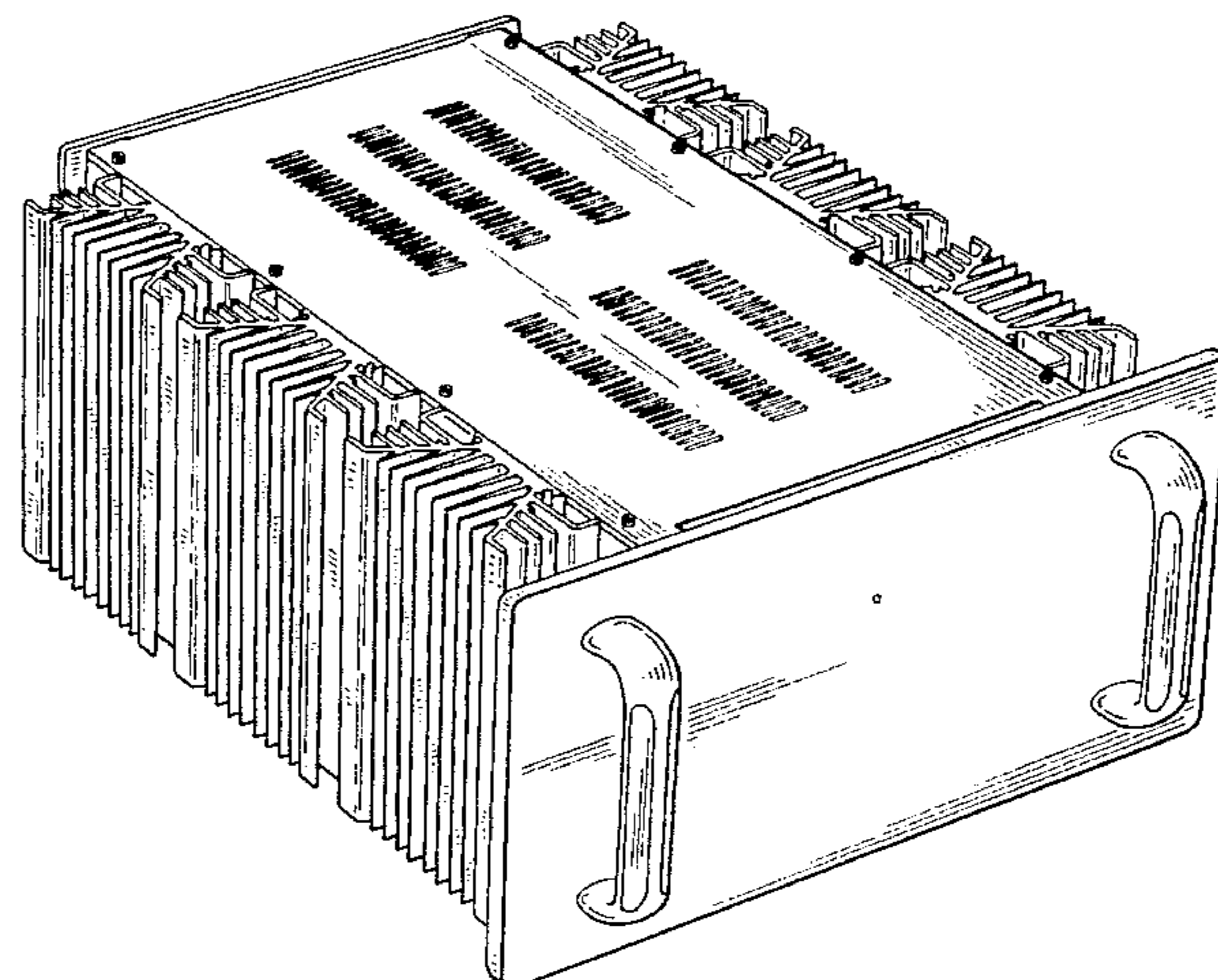
[57] **CLAIM**

The ornamental design for a power amplifier, as shown and described.

DESCRIPTION

FIG. 1 is a front perspective view of a power amplifier showing my new design;
 FIG. 2 is a front view in elevation of the power amplifier of FIG. 1;
 FIG. 3 is a rear view in elevation, on an enlarged scale, of the power amplifier of FIG. 1;
 FIG. 4 is a side view in elevation of the power amplifier of FIG. 1 as seen from the left-hand side of FIG. 1;
 FIG. 5 is a side view in elevation of the power amplifier of FIG. 1 as seen from the right-hand side of FIG. 1;
 FIG. 6 is a top plan view of the power amplifier of FIG. 1; and
 FIG. 7 is a bottom view of the power amplifier of FIG. 1.

1 Claim, 7 Drawing Sheets



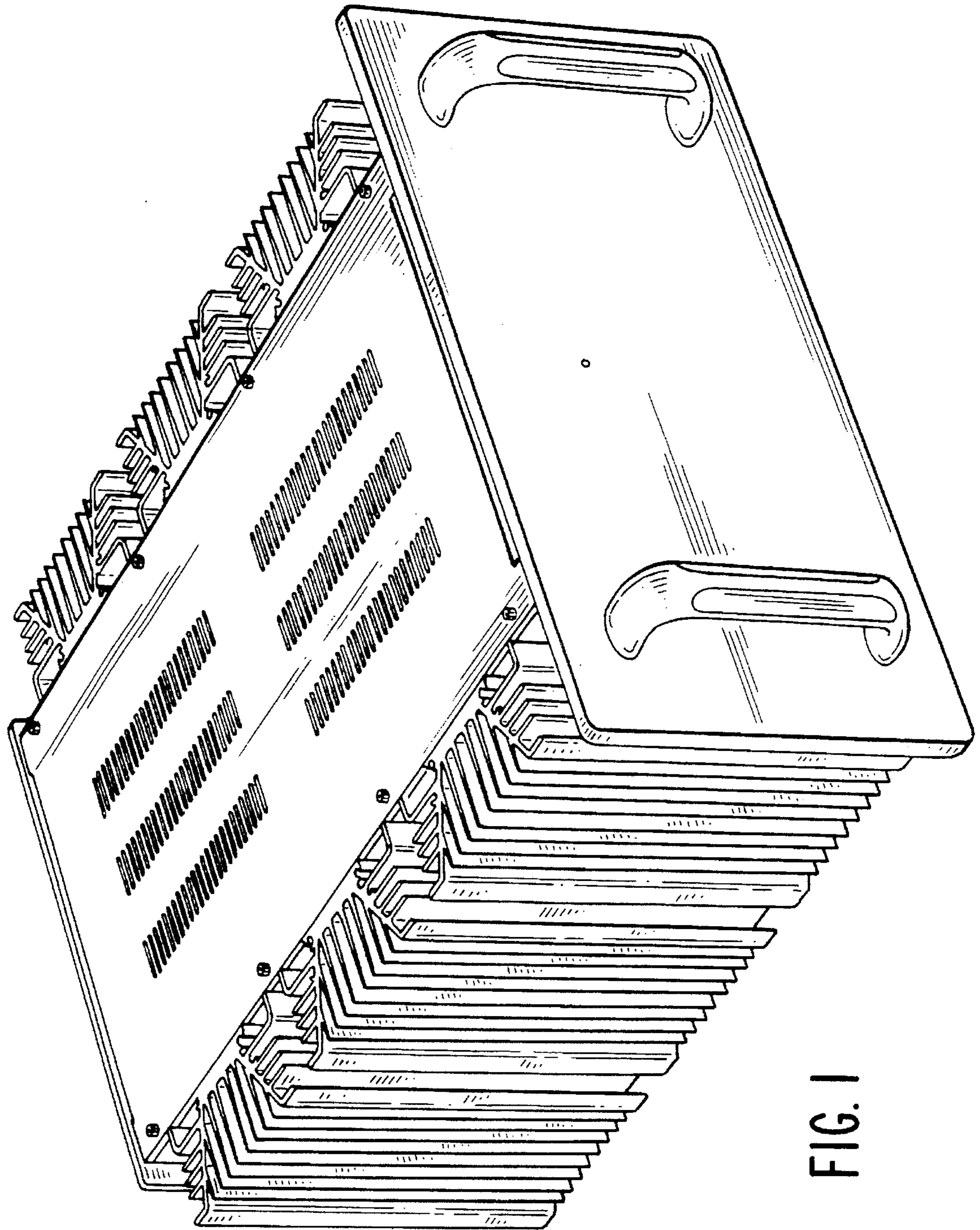


FIG. 1

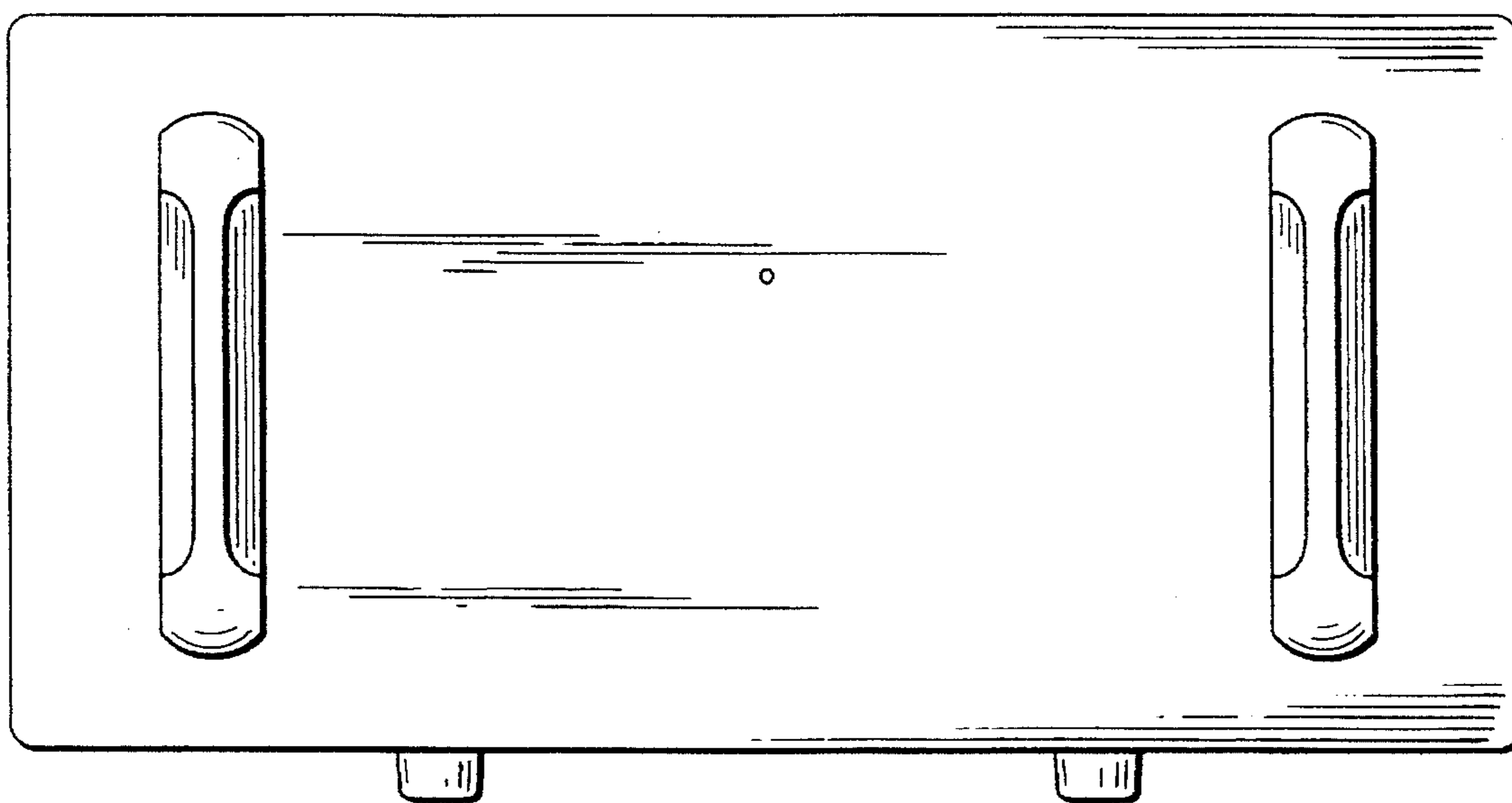


FIG. 2

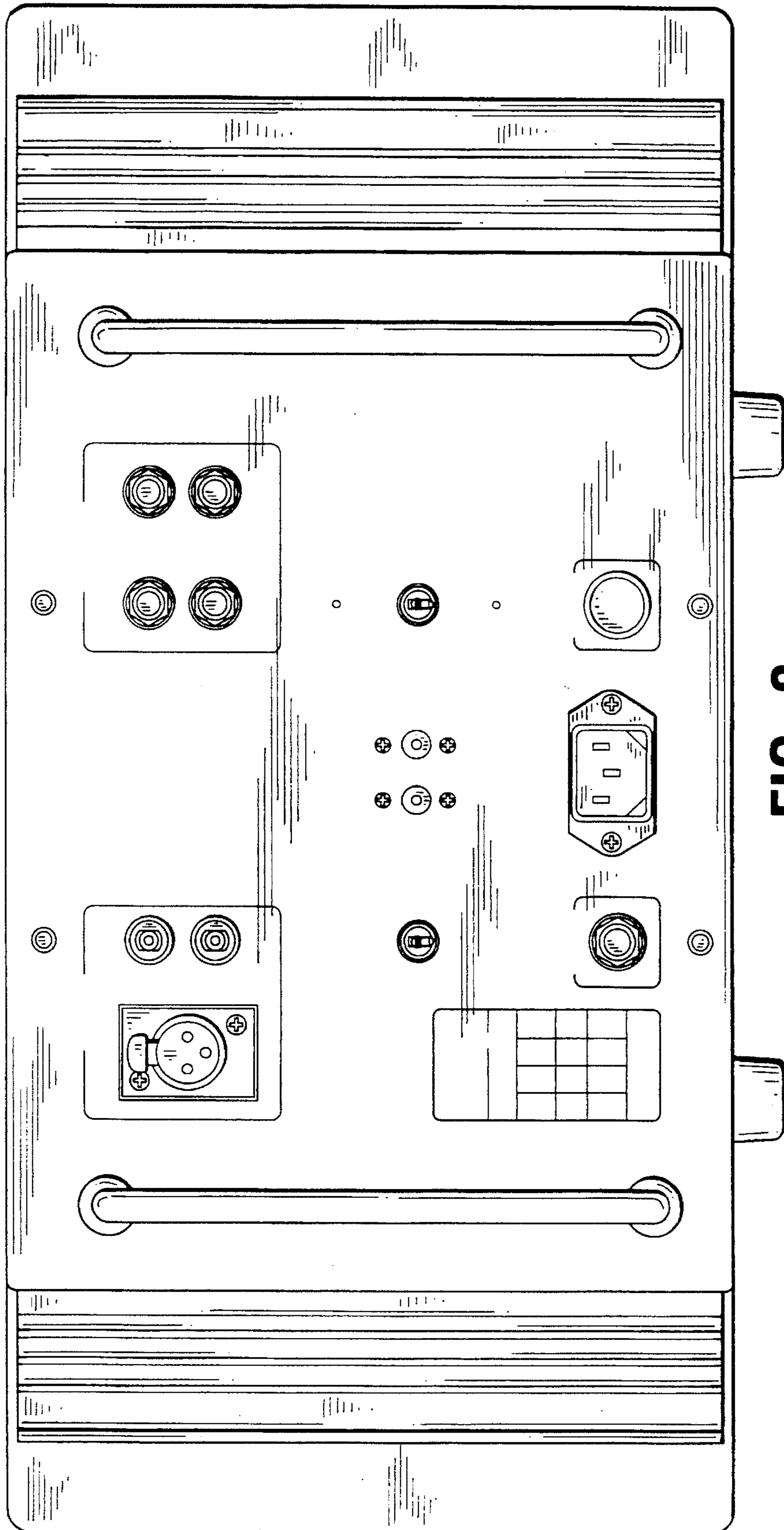


FIG. 3




FIG. 4

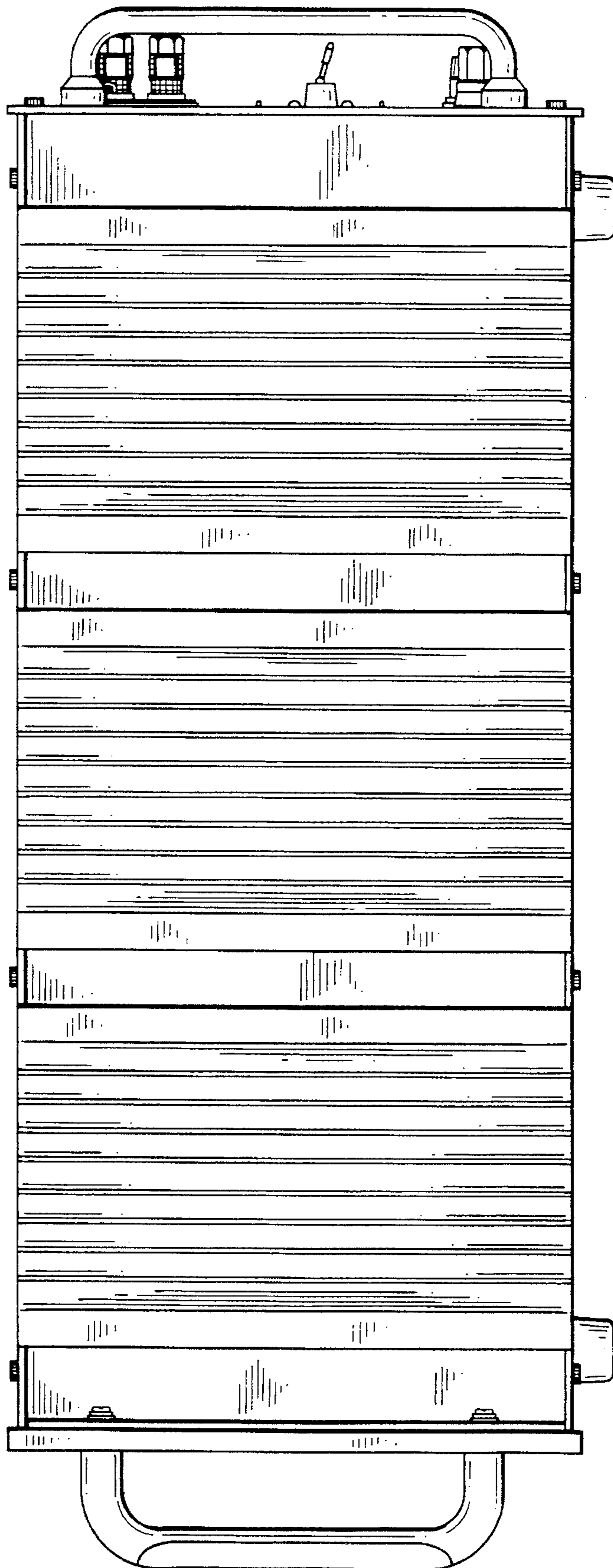


FIG. 5

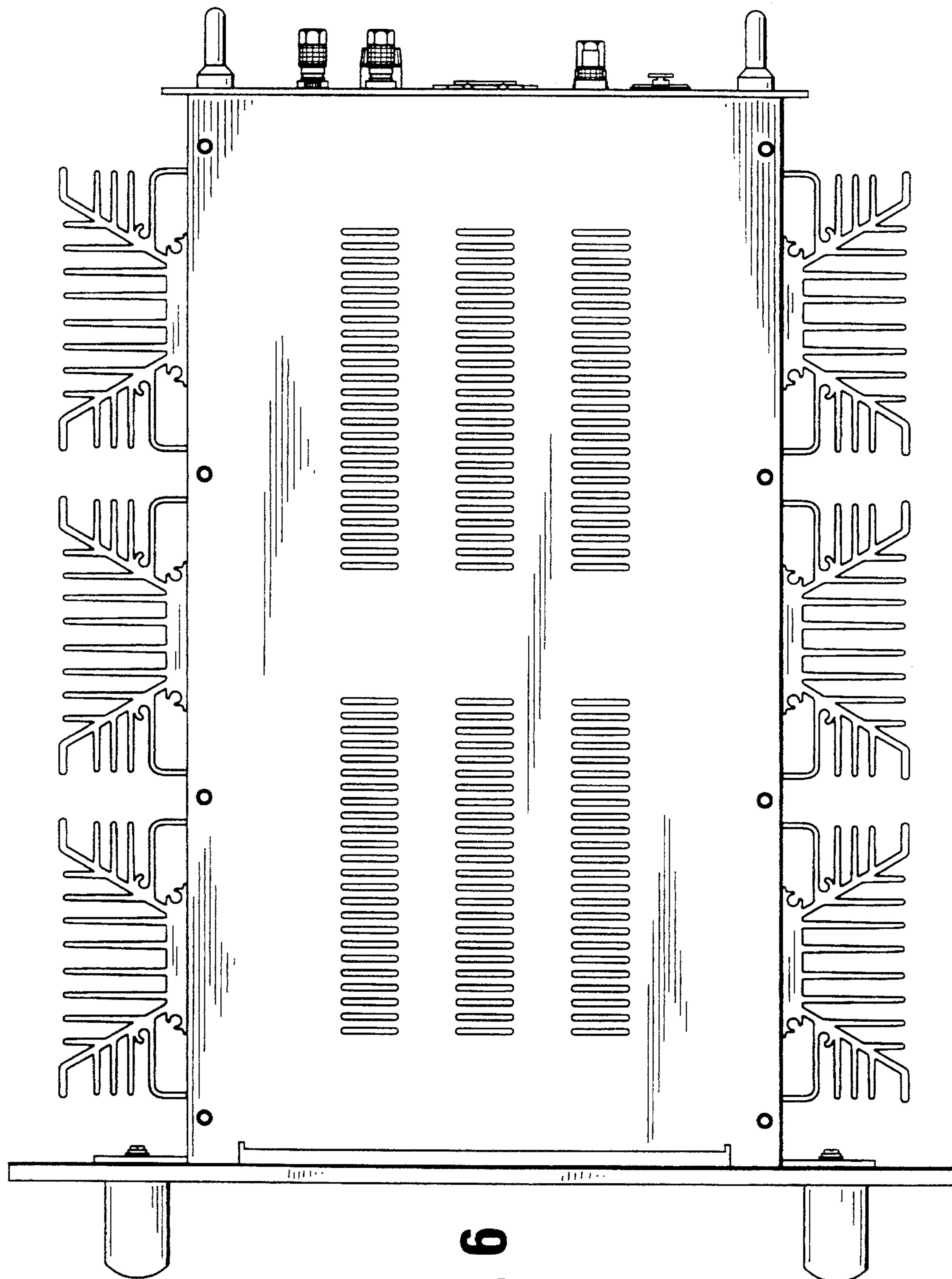


FIG. 6

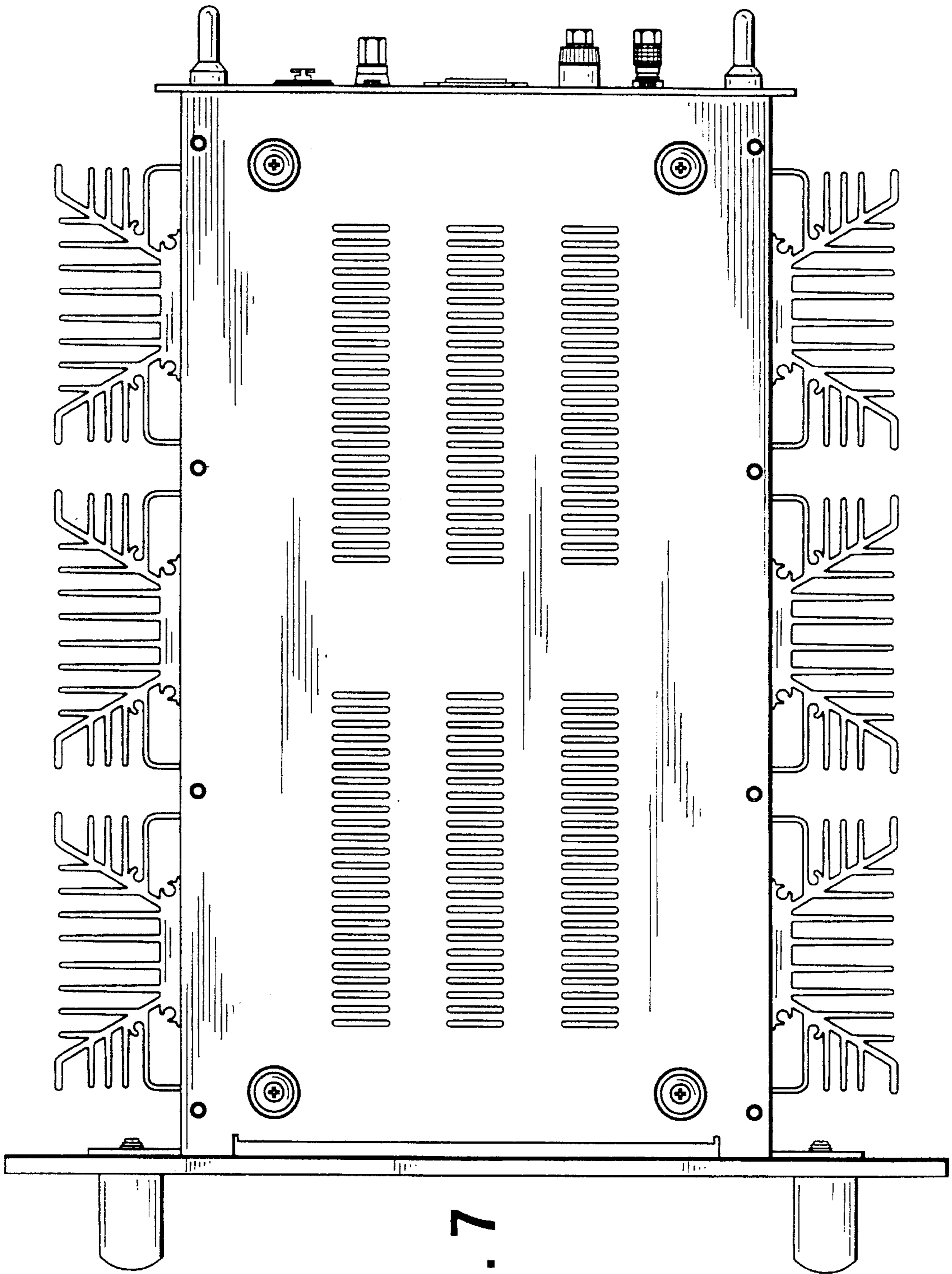


FIG. 7